trafimet
distribution

YOUR WELDING PARTNER

trafimetdistribution.com



1 Torches and spare parts catalogue

2013 2014


trafimet
group

Trafimet è un marchio italiano presente nel mercato industriale da quasi 40 anni che opera nello sviluppo e commercializzazione di prodotti e applicazioni per tutte le tecnologie di saldatura e taglio plasma.

Il Gruppo Trafimet si presenta a livello internazionale con filiali e partner locali che promuovono le sue tre fondamentali linee di business.

Trafimet Distribution, a cui si riferisce questo catalogo, è la divisione del Gruppo che segue il mercato della Distribuzione Industriale.

La nuova Divisione si presenta con una gamma di prodotti completa, caratterizzata dai migliori marchi presenti nel mercato: Sacit, Ferro e ovviamente Trafimet.

La missione di Trafimet Distribution è chiara: essere un partner vicino e affidabile ai suoi clienti della Rivendita, che ogni giorno si spendono per aiutare la professionalità di tutti gli operatori nella saldatura, dallo specialista al semplice hobbista, che comunque ha il piacere e la necessità di eseguire un lavoro ben fatto con un prodotto di alta qualità ed un servizio di altissimo livello.

Le altre due linee di business del Gruppo Trafimet sono:
- gli OEM, storica riferimento di Trafimet, verso i quali il Gruppo si qualifica con un servizio di supporto e personalizzazione delle gamme prodotto e di servizio tecnico.
- I professionisti della saldatura e del taglio plasma, in cui opera la Divisione Trafimet PRO con un gruppo di supporto tecnico, per la ricerca di soluzioni nel mercato delle saldature manuali ed automatiche, taglio plasma di qualità e servizio di prim'ordine.

Trafimet is an Italian brand, existing on the industrial marke for nearly 40 years, is one of the world leaders in the development and marketing of products and applications for all welding and plasma cutting technologies.

Trafimet Group is managed at international level with branches and local partners, to promote its three lines of business.

Trafimet Distribution, referring to this catalogue, is the Group division that follows the industrial distribution.

The new Division is presented with a wide range of products, characterized by the best brands in the market: Sacit, Ferro and, of course, Trafimet.

The mission of Trafimet Distribution is clear: to be a close and reliable partner to its customers of the distribution that every day want to help the professionality of all operators in welding, from the specialist to the hobbyist, which still has the pleasure and the need to perform a well done job, with a high quality product and a superior service level.

The other two business lines of Trafimet Group are:
- OEMs, Trafimet historical reference, to which the Group qualifies with a support service and customized ranges of products and technical services.
- The professionals of welding and plasma cutting (Trafimet PRO), in which it operates with a group of technicians, working for finding solutions in the market of manual and automatic welding, high quality plasma cutting and with a first class service.



trafimet distribution
YOUR WELDING PARTNER

PLASMA CUTTING

Plasma cutting

16 PLASMA SERIES +

19 PERFORMANCES

20 ERGOCUT **S**

36 ERGOCUT **A**

48 ERGOCUT **CB**

56 **CB**





ERGOCUT S 25K

X 35% | 20A

ERGOCUT S 35K

X 35% | 32A

ERGOCUT S 25

X 60% | 25A

ERGOCUT S 45

X 60% | 40A

ERGOCUT S 65 NEW

X 60% | 60A

ERGOCUT S 75

X 60% | 70A

ERGOCUT S 105

X 60% | 100A

ERGOCUT S 125 NEW

X 60% | 120A

ERGOCUT A 51

X 60% | 50A

ERGOCUT A 81

X 60% | 80A

ERGOCUT A 101

X 60% | 100A

ERGOCUT A 141

X 60% | 140A

ERGOCUT A 151

X 60% | 150A

ERGOCUT AW 201

X 100% | 200A

ERGOCUT CB 50

X 60% | 50A

ERGOCUT CB 70

X 60% | 70A

ERGOCUT CB 100

X 60% | 100A

ERGOCUT CB 150

X 60% | 150A

PLASMA CB 50

X 60% | 50A

PLASMA CB 70

X 60% | 70A

PLASMA CB 100

X 60% | 100A

PLASMA CB 100 R.I.

X 60% | 100A

PLASMA CB 150

X 60% | 150A

PLASMA CB 150 R.I.

X 60% | 150A

68 AUTOCUT **S**

AUTOCUT S 45P — X 60% — 40A
AUTOCUT S 65P — X 60% — 60A
AUTOCUT S 75P — X 60% — 70A
AUTOCUT S 105P — X 60% — 100A
AUTOCUT S 125P — X 60% — 120A

78 AUTOCUT **A**

AUTOCUT A 81P — X 60% — 80A
AUTOCUT A 101P — X 60% — 100A
AUTOCUT A 141P — X 60% — 140A
AUTOCUT A 151P — X 60% — 150A
AUTOCUT AW 201P — X 100% — 200A

88 AUTOCUT **CB**

AUTOCUT CB 50P — X 60% — 50A
AUTOCUT CB 70P — X 60% — 70A
AUTOCUT CB 100P — X 60% — 100A
AUTOCUT CB 150P — X 60% — 150A

96 CONNECTIONS

CENTRAL ADAPTORS

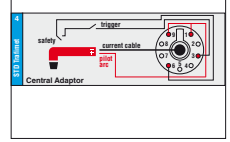

PIN CONNECTIONS

99 CONSUMABLES

ELECTRODES



DIFFUSERS



TIPS



NOZZLES



STAND OF GUIDES



108 SPARES

TORCH HEADS



HANDLE KIT



CIRCLE CUTTING



FLOW METER



trafimet distribution
YOUR WELDING PARTNER

MIG WELDING

Mig welding

114 TMAX


TMAX 300 HD
X 60% 300A CO_2 250A Mix


TMAX 400
X 60% 450A CO_2 400A Mix


TMAX 500
X 60% 550A CO_2 500A Mix


TMAX 3001
X 100% 350A CO_2 300A Mix


TMAX 4001
X 100% 450A CO_2 400A Mix


TMAX 5001
X 100% 550A CO_2 500A Mix

126 TPLUS


TPLUS 15
X 60% 180A CO_2 150A Mix


TPLUS 24
X 60% 250A CO_2 220A Mix


TPLUS 25
X 60% 230A CO_2 220A Mix


TPLUS 26
X 60% 290A CO_2 260A Mix


TPLUS 36
X 60% 340A CO_2 320A Mix


TPLUS 240
X 100% 300A CO_2 270A Mix


TPLUS 400
X 100% 400A CO_2 350A Mix


TPLUS 500
X 100% 500A CO_2 450A Mix

142 TOPS - PLUS **14**


TOPS 100GL/V - 140V
X 30% 100A CO_2 100A Mix


PLUS 14
X 60% 160A CO_2 140A Mix

146 ERGOPLUS


ERGOPLUS 15
X 60% 180A CO_2 150A Mix


ERGOPLUS 15 FLEX
X 60% 180A CO_2 150A Mix


ERGOPLUS 24
X 60% 250A CO_2 220A Mix


ERGOPLUS 25
X 60% 230A CO_2 220A Mix


ERGOPLUS 25 FLEX
X 60% 230A CO_2 220A Mix


ERGOPLUS 26
X 60% 290A CO_2 260A Mix


ERGOPLUS 36
X 60% 340A CO_2 320A Mix

160 ERGOPLUS


ERGOPLUS 240
X 100% 300A CO_2 270A Mix


ERGOPLUS 400
X 100% 400A CO_2 350A Mix


ERGOPLUS 500
X 100% 500A CO_2 450A Mix


ERGOPLUS 555
X 100% 550A CO_2 500A Mix


PLUS 505
NEW
X 100% 550A CO_2 500A Mix


PLUS 600
X 100% 600A CO_2 550A Mix


PLUS 601
X 100% 600A CO_2 550A Mix

174 PRATIX MIG


PRATIX MIG 15
X 60% 180A CO_2 150A Mix


PRATIX MIG 25
X 60% 230A CO_2 220A Mix


PRATIX MIG 36
X 60% 340A CO_2 320A Mix


PRATIX MIG 500
X 100% 500A CO_2 450A Mix

182 PANA - OT

PANA 200



X 60% | 340A CO_2 320A Mix

PANA 350 - OT 350



X 60% | 350A CO_2 320A Mix

PANA 500 - OT 500



X 60% | 500A CO_2 450A Mix

185 CONVERSION KIT



186 EXTRAPLUS

EXTRAPLUS 25



X 60% | 230A CO_2 200A Mix

EXTRAPLUS 36



X 60% | 340A CO_2 320A Mix

EXTRAPLUS 500



X 100% | 500A CO_2 450A Mix

192 TURBOPLUS

TURBOPLUS T 150A



X 100% | 150A CO_2 135A Mix

TURBOPLUS T 250A



X 100% | 250A CO_2 225A Mix

TURBOPLUS T 350A



X 100% | 350A CO_2 310A Mix

TURBOPLUS T 400A



X 100% | 400A CO_2 350A Mix

TURBOPLUS T 450A



X 100% | 450A CO_2 395A Mix

202 CYCLONE

CYCLONE 1



CYCLONE 2



CYCLONE 3



205 UNIVERSAL SUPPORTS

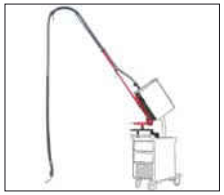

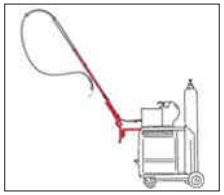

trafimet distribution
YOUR WELDING PARTNER

MIG WELDING

Mig welding

206 MEGA

210 TMEGA

214 SERIE T

220 SERIE B

226 PUSH PULL

230 GPZ

MEGA 2



X 60% | 250A CO_2 200A Mix

MEGA 4



X 60% | 400A CO_2 300A Mix

TMEGA 300



X 60% | 300A CO_2 250A Mix

TMEGA 400



X 60% | 450A CO_2 400A Mix

T 1



X 60% | 180A CO_2 125A Mix

T 2



X 60% | 200A CO_2 150A Mix

T 4



X 60% | 400A CO_2 350A Mix

B 200



X 60% | 200A CO_2 150A Mix

B 300



X 60% | 300A CO_2 200A Mix

B 400



X 60% | 400A CO_2 320A Mix

PUSH PULL 36



X 60% | 300A CO_2 260A Mix

PUSH PULL 400



X 100% | 450A CO_2 400A Mix

GPZ PLUS 15



X 60% | 180A CO_2 150A Mix

GPZ PLUS 25



X 60% | 230A CO_2 200A Mix

GPZ PLUS 36



X 60% | 300A CO_2 260A Mix

GPZ MEGA 1



X 60% | 200A CO_2 160A Mix

GPZ MEGA 2



X 60% | 250A CO_2 200A Mix

240 REVOLUTION PLUS **15**

242 PUSH PULL - SPOOL GUN

245 QUICK RELEASE

246 AUTOTMAX **4001**

248 AUTOPLUS

260 KIT ERGODIGIT - ERGOPLUS RC

REV. PLUS 15



X 60% | 160A CO_2 140A Mix

MIG 24 PUSH PULL



X 60% | 200A CO_2 160A Mix

MIG 36 PUSH PULL



X 60% | 350A CO_2 300A Mix

MIG 15 SPOOL GUN



X 60% | 350A CO_2 300A Mix



AUTOTMAX 4001



X 100% | 450A CO_2 400A Mix

AUTOPLUS 25



X 60% | 230A CO_2 220A Mix

AUTOPLUS 36



X 60% | 340A CO_2 320A Mix

AUTOPLUS 240



X 100% | 300A CO_2 270A Mix

AUTOPLUS 500



X 100% | 500A CO_2 450A Mix

AUTOPLUS 505

NEW



X 100% | 550A CO_2 500A Mix

AUTOPLUS 600



X 100% | 600A CO_2 550A Mix

KIT ERGODIGIT



KIT ERGOPLUS RC



trafimet distribution
YOUR WELDING PARTNER

MIG WELDING - TIG WELDING

Mig welding

262 CONNECTIONS

266 SPARES

273 SPARES

280 CONSUMABLES

294 BLISTERED SPARE PARTS

EURO CONNECTIONS



CENTRAL ADAPTORS



CONNECTORS ADAPTORS



SPECIAL APPLICATIONS



LINERS



MULTIPLE PACK



COAXIAL CABLES



TRIGGERS



HANDLES



TORCH HEADS



HOSES CONNECTORS



RINGS



TIP HOLDERS



DIFFUSERS



CONTACT TIPS



NOZZLES



EXPOSITOR



BLISTER



298 TPRO

310 TPRO

320 INTERLOCK

324 FLEXLOCK

326 ERGOTIG

336 ERGOTIG

TPRO 9

X 35% — 110A DC 95A AC

TPRO 17

X 35% — 140A DC 125A AC

TPRO 18

X 100% — 320A DC 270A AC

TPRO Super 18

X 100% — 400A DC 300A AC

TPRO 20

X 100% — 250A DC 220A AC

TPRO Super 20

X 100% — 320A DC 250A AC

TPRO 24

X 35% — 110A DC 95A AC

TPRO 24W

X 35% — 180A DC 120A AC

TPRO 25

X 100% — 250A DC 220A AC

TPRO 26

X 35% — 180A DC 150A AC

TPRO Super 50

X 100% — 400A

TPRO 9
X 35% — 110A DC 95A AC

TPRO 17
X 35% — 140A DC 125A AC

TPRO 18
X 100% — 320A DC 270A AC

TPRO 24
X 35% — 110A DC 95A AC

TPRO 20
X 100% — 250A DC 220A AC

TPRO 25
X 35% — 250A DC 220A AC

TPRO 24W
X 35% — 180A DC 120A AC

TPRO 26
X 35% — 180A DC 150A AC

TPRO 25W
X 100% — 250A DC 250A AC



TPRO 9
X 35% — 110A DC 95A AC

TPRO 18
X 100% — 320A DC 270A AC

TPRO 17
X 35% — 140A DC 125A AC

TPRO 20
X 100% — 250A DC 220A AC



ERGOTIG 9

X 35% — 110A DC 95A AC

ERGOTIG 17

X 35% — 140A DC 125A AC

ERGOTIG 18

X 100% — 320A DC 270A AC

ERGOTIG Super 18

X 100% — 400A DC 300A AC

ERGOTIG 20

X 100% — 250A DC 220A AC

ERGOTIG Super 20

X 100% — 320A DC 250A AC

ERGOTIG 24

X 35% — 110A DC 95A AC

ERGOTIG 24W

X 35% — 180A DC 120A AC

ERGOTIG 25

X 100% — 250A DC 220A AC

ERGOTIG 26

X 35% — 180A DC 150A AC

trafimet distribution
YOUR WELDING PARTNER

TIG WELDING

Tig welding

346 TOP


9 Top
X 35% 110A DC 95A AC


17 Top
X 35% 140A DC 125A AC


18 Top
X 100% 400A DC 300A AC


18 Top HC
X 100% 400A DC 300A AC


20 Top
X 100% 320A DC 250A AC


20 Top HC
X 100% 320A DC 250A AC


26 Top
X 35% 180A DC 150A AC


50 Top SHC
X 100% 400A

362 COTON


9 Coton
X 35% 110A DC 95A AC


17 Coton
X 35% 140A DC 125A AC


18 Coton
X 100% 320A DC 270A AC


18 Coton HC
X 100% 400A DC 300A AC


20 Coton
X 100% 250A DC 220A AC


20 Coton HC
X 100% 320A DC 250A AC


26 Coton
X 35% 180A DC 150A AC

376 CLASSIC


9 Classic
X 35% 110A DC 95A AC


17 Classic
X 35% 140A DC 125A AC


18 Classic
X 100% 320A DC 270A AC


18 Classic HC
X 100% 400A DC 300A AC


20 Classic
X 100% 250A DC 220A AC


20 Classic HC
X 100% 320A DC 250A AC


26 Classic
X 35% 180A DC 150A AC

390 ECO


9 Eco
X 35% 110A DC 95A AC


17 Eco
X 35% 140A DC 125A AC


26 Eco
X 35% 180A DC 150A AC

396 INTERLOCK

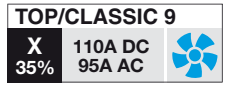
TOP/CLASSIC 9
X 35% 110A DC 95A AC


TOP/CLASSIC 17
X 35% 140A DC 125A AC

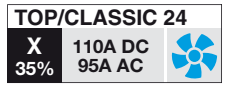
TOP/CLASSIC 24
X 35% 110A DC 95A AC


TOP/CLASSIC 25
X 35% 250A DC 220A AC

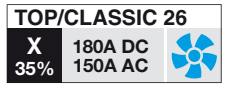
TOP/CLASSIC 26
X 35% 180A DC 150A AC



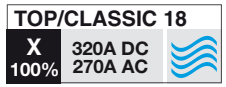
TOP/CLASSIC 18
X 100% 320A DC 270A AC

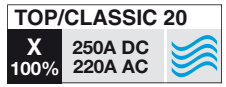
TOP/CLASSIC 20
X 100% 250A DC 220A AC

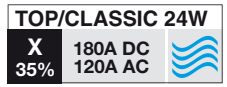
TOP/CLASSIC 24W
X 35% 180A DC 120A AC

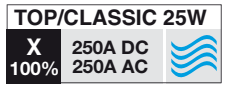
TOP/CLASSIC 25W
X 100% 250A DC 250A AC

398 TIG V


TIG 9 V
X 35% 110A DC 95A AC


TIG 17 V
X 35% 140A DC 125A AC


TIG 26 V
X 35% 180A DC 150A AC

404 TIG USA


TIG USA 17 V
X 35% 140A DC 125A AC


TIG USA 26 V
X 35% 180A DC 150A AC

408 AUTOTIG

416 EASY **300**

418 CONNECTIONS

456 SPARES

464 CONSUMABLES

476 ACCESSORIES

AUTOTIG 9



X 35% 110A DC 95A AC

AUTOTIG 18



X 100% 320A DC 270A AC

AUTOTIG 20



X 100% 250A DC 220A AC

AUTOTIG 26



X 35% 180A DC 150A AC

TPRO 20 HC EASY 300



X 100% 320A DC 250A AC

TPRO 26 HC EASY 300

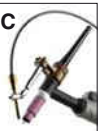

X 35% 140A DC 125A AC

AUTOTIG 20 EASY 300



X 100% 320A DC 250A AC

CENTRAL ADAPTORS



CONNECTORS

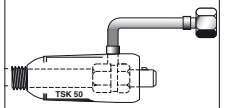

SPECIFIC CONNECTIONS



ELECTRIC PLUGS



RC



TORCH HEADS



HANDLES TRIGGERS



CABLES



CONSUMABLES KIT



TUNGSTEN ELECTRODES



CAP



COLLET



INSULATORS



COLLET BODY



NOZZLES



QUICK CONNECTORS



REDUCTIONS



CABLE CONNECTORS



WELDING ACCESSORIES




HF
trafimet
distribution
YOUR WELDING PARTNER
PLASMA
S 65
ERGOCUT
S 65
ADAPTIVE POWER

THE NEW PLASMA CUTTING TORCH ERGOCUT **S 65**

ERGOCUT **S 65** in the new Trafimet torch for Plasma cutting without high frequency, thanks to the innovative project becomes the standard reference for 60 A torches.

Rapid process cycling and quick cutting speed with a overall high quality of cut, are some of the important characteristics of this torch.

ERGOCUT **S 65** is particularly suitable for the customers who demand the highest cut quality, unmatched reliability and ease to use.

STANDARD CONFIGURATION PERFORMANCES

- **Mild steel**
- **Thickness 10 mm**
- **Current 60 A**
- **Cutting speed 1 meter per minute**

LONGER CONSUMABLE LIFE

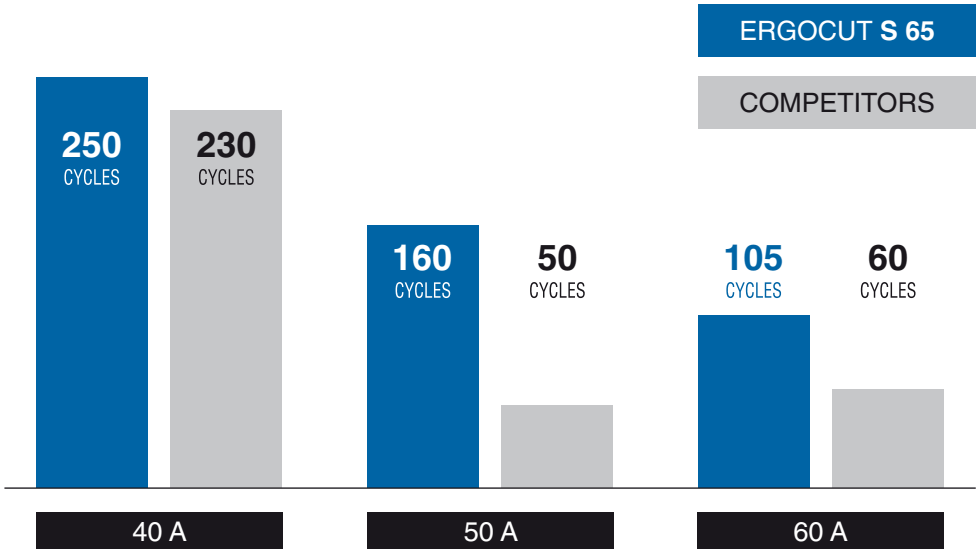

SAFETY

ERGOCUT **S 65** handle protect the user thanks to the increase distance between the contact tip and the hand.

HI-PERFORMANCE

The ERGOCUT **S 65** guarantess optimized cutting performance and long lasting spare parts.

EFFICENCY

New design spare parts, the ERGOCUT **S 65** support high cutting speed reducing the time and cost of your manufacturing process.

trafimet distribution
YOUR WELDING PARTNER

trafimet welding & cutting

ERGOCUT SERIES +

Plasma cutting



La sicurezza Trafimet: il dispositivo protegge l'operatore da accensioni accidentali o involontarie della torcia. Ulteriore "Plus"; il pulsante è ambidestro.

Sicherheit von Trafimet: Das Gerät schützt den Bediener vor zufälligem oder ungewolltem Schneiden des Schneidbrenners. Weiteres "Plus": Der Druckknopf ist beidhändig.

La sécurité Trafimet: le dispositif protège l'opérateur des contre allumages accidentels ou involontaires de la torche. Un autre "Plus" : le bouton est ambidextre.

Trafimet's safety: The device protects the operator against accidental or involuntary cut in of the torch. Further "Plus": The push-button is ambidextrous.



Sicurezza nell'attacco centralizzato: la connessione elettrica della torcia avviene solo con l'avvitamento completo della ghiera. Il blocco antirotazione di sicurezza va disattivato con l'utensile specifico fornito da Trafimet.

Sicherheit im Hauptanschluss: Der Stromanschluss des Schneidbrenners tritt nur bei vollständigem Aufschrauben der Ringmutter ein. Die Sicherheitsdrehsperre muss mit einem von Trafimet gelieferten Spezialwerkzeug deaktiviert werden.

Sécurité dans la connexion centralisée: la connexion électrique de la torche se fait uniquement en vissant complètement la bague. Il faut pour désactiver le bloc anti-rotation de sécurité se servir d'un outil spécifique fourni par Trafimet.

Safety in the central connection: The electric connection of the torch occurs only with the complete screwing up of the ring nut. The safety anti-rotation block has to be disabled using the specific tool supplied by Trafimet.



Utensile di sblocco/disconnessione attacco.

Werkzeug zum Lösen/Trennen des Anschlusses

Outil de déblocage/débranchement connexion.

Tool to release/disconnect the connection



La sicurezza tradizionale:
le spinette mobili chiudono il circuito solo con l'ugello completamente avvitato.

Traditionelle Sicherheit: Die mobilen Sicherungseinsätze schließen den Kreis nur mit vollständig aufgeschraubter Düse.

La sécurité traditionnelle: les fiches mobiles ferment le circuit seulement avec la buse totalement vissée.

Traditional safety: The mobile plugs close the circuit only with completely screwed up nozzle.

La sicurezza ed il comfort: meno calore per la mano dell'operatore grazie alla presa arretrata. Ulteriore "Plus": la completa sigillatura da polvere dell'impugnatura grazie all'accoppiamento a labirinto e ad uno speciale O-Ring isolante posto sul corpo torcia.

Sicherheit und Komfort: Weniger Wärme für die Hände des Bedieners dank der hinteren Griffposition. Weiteres "Plus": Komplette Abdichtung des Griffs vor Staub dank der Labyrinth-Kupplung und einer speziellen O-Ringdichtung am Schneidbrennergehäuse.

La sécurité et le confort: moins de chaleur pour la main de l'opérateur, grâce à la prise éloignée. Un autre "Plus": étanchéité complète de la poignée contre la poussière grâce au couplage de labyrinthe et à un joint thorique isolant spécial placé sur le corps de torche.



Safety and comfort: Less heat for the operator's hand thanks to the back position of the grip. Further "Plus": Complete sealing of the grip against dust thanks to the labyrinth coupling and a special sealing O-Ring located on the torch body.

ISO 9001 CERTIFIED QUALITY SYSTEM EN 60974-7 CE INTERNATIONAL PATENT

All trademarks are of exclusive property of the respective companies. Data and images are indicative and may be changed in any time without notice.

ERGOCUT S serie:

torce con accensione dell'arco pilota senza alta frequenza.

schneidbrenner mit Pilotbogenschneiden ohne Hochfrequenz.

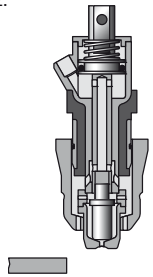

1 Torcia a riposo.

Schneidbrenner aus.

Torche au repos.

Torch off.Torcia a riposo.

torches avec allumage de l'arc pilote sans haute fréquence.

torches with pilot arc cut in without high frequency.

TENSIONE / SPANNUNG
COURANT / VOLTAGE

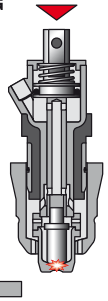

2 Premendo il pulsante la torcia viene alimentata dalla corrente e si crea un momentaneo corto circuito fra elettrodo e cappa.

Durch Drücken des Triggers wird der Schneidbrenner mit Strom versorgt, dadurch wird ein Kurzschluss zwischen Elektrode und Brennermund erzeugt.

Quand on presse la gâchette, la torche est alimentée par le courant et il se crée un court-circuit momentané entre l'électrode et la tuyère.

By pressing the trigger the torch will be fed by the current thus causing a temporary short circuit between electrode and tip.

TENSIONE / SPANNUNG
COURANT / VOLTAGE

ARIA / AIR
AIR / AIR

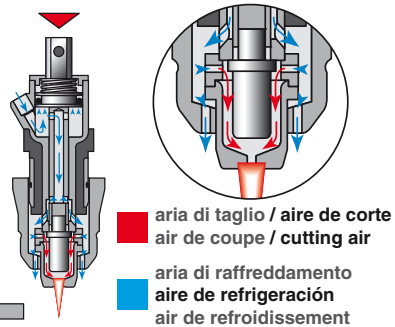

aria di taglio / aire de corte
air de coupe / cutting air

aria di raffreddamento
aire de refrigeración
air de refroidissement
cooling air

ARCO PILOTA / PILOT ARC
ARC PILOTE / PILOT ARC

3 Successivamente l'aria spinge in alto il pistoncino creando la distanza necessaria, fra elettrodo e cappa, per la formazione dell'arco pilota.

Dann drückt die Luft den kleinen Kolben hoch und erzeugt dadurch zwischen der Elektrode und Brennermund den nötigen Abstand, um den Pilotbogen zu zünden.

Ensuite l'air pousse vers le haut le piston en créant ladistance nécessaire entre l'électrode et la tuyère, pour la formation de l'arc pilote.

The air then pushes up the small piston, thus creating, between the electrode and the tip, the distance needed to strike the pilot arc.

TENSIONE / SPANNUNG
COURANT / VOLTAGE

ARIA / AIR
AIR / AIR

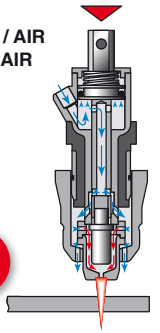

ARCO PLASMA / PLASMA ARC
ARC PLASMA / PILOT ARC

4 Trasportando la torcia sopra il pezzo da tagliare si crea l'arco plasma.

Wenn der Schneidbrenner auf das zu schneidende Teil gesetzt wird, wird der Plasmalichtbogen gezündet.

En transportant la torche au-dessus de la pièce à couper, on crée l'arc plasma.

By positioning the torch on the part to be cut, the plasma arc will strike.

Raffredamento ad acqua: nuovo sistema di raffreddamento per le torce **AW 201 (serie A)** che ne consente performances di eccellenza:
- 100% duty cycle
- minor rumore in uso
- riduzione portata d'aria
- minor dispersione delle polveri da taglio.

Wasserkühlung: neues Kühlsystem für Schneidbrenner **AW 201 (Serie A)**, das ausgezeichnete Leistungen ermöglicht:
- 100% Arbeitszyklus
- weniger Lärm beim Arbeiten
- reduzierte Luftströmungsgeschwindigkeit
- geringere Schneidstaubausbreitung.

Refroidissement à eau: nouveau système de refroidissement pour les torches **AW 201 (série A)** qui permet des performances d'excellence:
- facteur de marche à 100%
- moins de bruit pendant l'emploi
- réduction débit air
- moins de dispersion des poussières de coupage.

Water cooling: new cooling system for the torches **AW 201 (series A)** that permits excellent performance:
- 100% duty cycle
- less noise during use
- reduced air flow rate
- less dispersion of the cutting dusts.

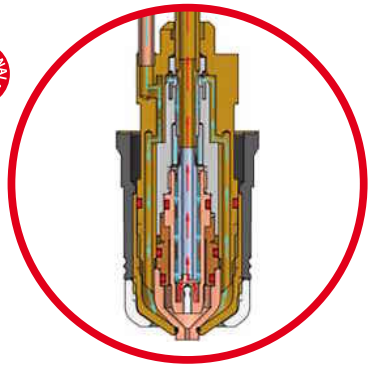

EN 60974-7

All trademarks are of exclusive property of the respective companies. Data and images are indicative and may be changed in any time without notice.

ERGOCUT SERIES +

Plasma cutting



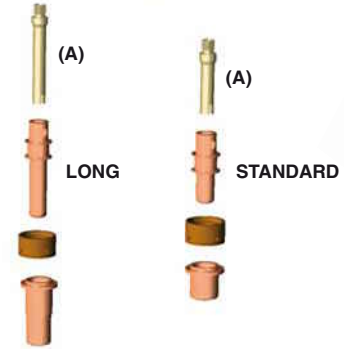









Snodo con ghiera bloccaggio copertura brevettata.

Dichtung mit patentierter Ringmutter zum Verriegeln der Abdeckung.

Rotule avec frette de blocage couverture breveté.

Joint with patented ring nut for blocking cover.

Versatilità: la cannetta guida aria mobile (A) inserita nel corpo torcia permette di utilizzare i diversi tipi di ricambi proposti garantendo sempre il massimo raffreddamento degli stessi.

Vielseitigkeit: mit der in das Schneidbrennergehäuse eingesetzten mobilen Luftführungsbuchse können verschiedene Arten von empfohlenen Ersatzteilen verwendet werden und die maximale Kühlung des Schneidbrenners ist immer gewährleistet.

Diversité: le tube plongeur mobile (A) inséré dans le corps de torche permet d'utiliser les différents types de pièces d'usures proposés, en garantissant toujours un refroidissement maximum de celles-ci.

Versatility: the mobile air guiding liner (A) inserted in the torch body allows using the different types of suggested spare parts assuring always the maximum cooling of the same.

Protezione e dimensioni: il corpo torcia è integrato nell'impugnatura e quindi protetto contro gli urti accidentali. Le ridotte dimensioni del corpo torcia consentono una notevole riduzione del peso sull'estremità, diminuendo di molto l'affaticamento del polso.

Schutz und Abmessungen: Das Schneidbrennergehäuse ist im Griff integriert und ist deshalb vor zufälligen Stößen geschützt. Durch die kleine Größe des Schneidbrennergehäuses kann das Gewicht am Ende weiter reduziert werden, was die Ermüdung des Handgelenks bedeutend verringert.

Protection et dimensions: le corps de torche intégré dans la poignée est donc protégé contre les coups accidentels. Les dimensions réduites du corps de torche permettent une réduction conséquente du poids sur l'extrémité, réduisant ainsi la fatigue sur le poignet.

Protection and dimensions: the torch body is integrated in the grip and therefore it is protected against accidental bumps. The small size of the torch body allows a further reduction of the weight on the end, reducing significantly the tiredness of the wrist.

Quality Check on 100% of Plasma torches

1. Controllo visivo / aspetto
2. Sicurezza pulsante
3. Sicurezza spinette
4. Arco pilota
5. Aria di taglio
6. Aria totale
7. Isolamento elettrico
8. Movimento innesco (serie S)
9. Portata H_2O raffreddamento (serie SW/AW)
10. Tenuta circuito raffreddamento (serie SW/AW)

1. Sichtprüfung / Aussehen
2. Druckknopf-Sicherheitsvorrichtung
3. Düsen- / Steckersicherheitsvorrichtung
4. Pilotbogen
5. Schneidluft
6. Gesamtluft
7. Elektrische Isolierung
8. Schneidbewegung (Serie S)
9. Kühlwasserströmungsgeschwindigkeit (Serie SW/AW)
10. Kühlkreislaufdichtung (Serie SW/AW)

1. Contrôle visuel / aspect
2. Sécurité gâchette
3. Sécurité buse / plots
4. Arc pilote
5. Air de coupage
6. Air total
7. Isolement électrique
8. Mouvement amorçage (série S)
9. Débit eau refroidissement (série SW/AW)
10. Étanchéité circuit de refroidissement (série SW/AW)

1. Visual check / appearance
2. Push-button safety device
3. Nozzle / plugs safety device
4. Pilot arc
5. Cutting air
6. Total air
7. Electric insulation
8. Cut in movement (series S)
9. Cooling water flow rate (series SW/AW)
10. Cooling circuit seal (series SW/AW)

EN 60974-7

All trademarks are of exclusive property of the respective companies. Data and images are indicative and may be changed in any time without notice.

CUTTING PERFORMANCES

mild steel thickness cutting with recomended tip (mm)

			1	2	3	4	5	6	7	8	9	10	11	12	13	14	15	16	17	18	19	20	21	22	23	24	25	26	27	28	29	30	31	32	33	34	35	36	37	38	39	40	41	42	43	44	45	46	47	48	49	50	
S 25K	NO HF	20A																																																		PD0116-06
S 35K	NO HF	30A																																																				PD0116-08
S 45 / S 45P	NO HF	30A																																																		PD0116-08
	NO HF	40A																																																		PD0102-10
S 65 / S 65P	NO HF	60A																																																		PD0098-10
S 75 / S 75P	NO HF	50A																																																		PD0114-10
	NO HF	70A																																																		PD0114-12
S 105/ S 105P	NO HF	50A																																																		PD0119-10
	NO HF	70A																																																		PD0119-12
	NO HF	100A																																																		PD0119-14
S 125 / S 125P	NO HF	90A																																																		PD0179-13
	NO HF	120A																																																		PD0179-15
A 51	HF	30A																																																		PD0150-08
	HF	50A																																																		PD0150-10
A 81 / A81P	HF	50A																																																		PD0105-10
	HF	80A																																																		PD0105-12
A 101 / A 101P	HF	60A																																																		PD0101-11
	HF	100A																																																		PD0101-14
A 141 / A 141P	HF	60A																																																		PD0101-11
	HF	100A																																																		PD0101-14
	HF	130A																																																		PD0101-17
	HF	140A																																																		PD0101-19
A 151 A 151P	HF	60A																																																		PD0109-10
	HF	70A																																																		PD0109-12
	HF	100A																																																		PD0109-14
	HF	130A																																																		PD0109-16
	HF	150A																																																		PD0109-18
AW 201 / AW 201P	HF	60A																																																		PD0115-10
	HF	70A																																																		PD0115-12
	HF	100A																																																		PD0115-14
	HF	130A																																																		PD0115-16
	HF	150A																																																		PD0115-18
	HF	200A																																																		PD0115-20
CB 50 / CB 50P	HF	50A																																																		PD0015-10
CB 70 / CB 70P	HF	50A																																																		PD0088-10
	HF	70A																																																		PD0088-12
CB 100 / CB 100P	HF	60A																																																		PD0026-11
	HF	100A																																																		PD0026-13
CB 150 / CB 150P	HF	60A																																																		PD0026-11
	HF	100A																																																		PD0026-13
	HF	130A																																																		PD0026-16
	HF	150A																																																		PD0026-18



Suggested cutting



Maximum or separation cutting

Datas are indicative and may be changed in any time without notice.

All trademarks are of exclusive property of the respective companies. Data and images are indicative and may be changed in any time without notice.

ERGOCUT **S 25K**

Plasma cutting

PA0406	4m - 25K	Type A
PA0408	4m - 25K	Type B



NO HF

4 m

0.4 Kg

1 m

V peak	500	2 bar	31 l/min
X 35%	20A	4÷6 mm	

Circle Cutting Attachment



CV0025

FLOW METER
Included in the box

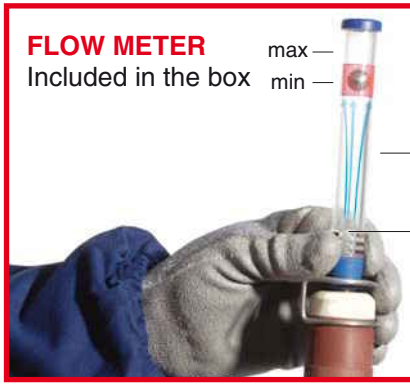

test the airflow of your torch before use

For generators with compressor inside use **K torches**

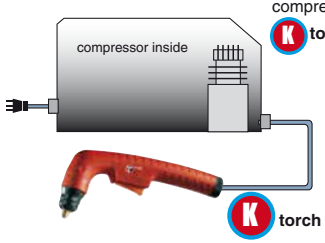



Type A
4 Wires



Type B
2 Wires

EN 60974-7

All trademarks are of exclusive property of the respective companies. Data and images are indicative and may be changed in any time without notice.

PR0110



PE0106





Ø	Cu	
0,6	**PD0116-06**	20A
0,8	PD0116-08	30A
0,9	PD0116-09	40A

PR0106



PE0106





Ø	Cu	
0,65	PD0103-65	20A

PC0117

1 ring



CV0024



TORCH WITHOUT SAFETY TRIGGER





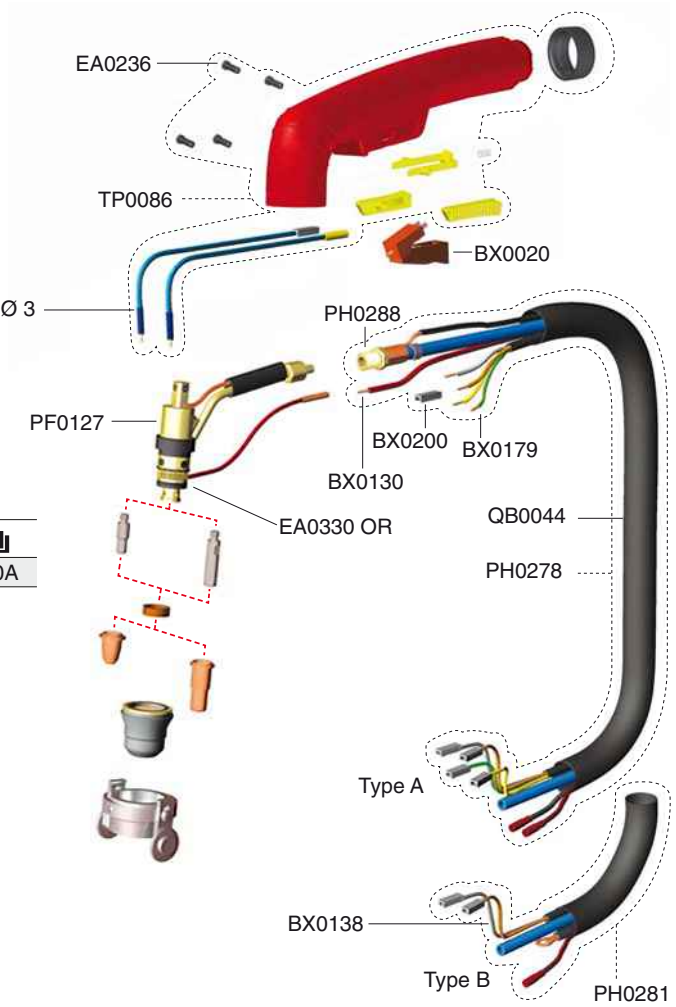

STANDARD

Copyright © 2012 Trafimet Spa
Edition 08/2012

All trademarks are of exclusive property of the respective companies.
Data and images are indicative and may be changed in any time without notice.

ERGOCUT **S 35K**

Plasma cutting

PA0407	4m - 35K	Direct Type A
PA0409	4m - 35K	Direct Type B



NO HF

4 m

0.4 Kg

1 m

V peak	500	2.5 bar	60 l/min
X 35%	32A	6÷8 mm	

Circle Cutting Attachment



CV0025

FLOW METER

Included in the box

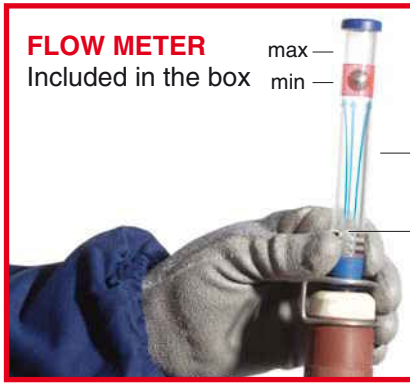

test the airflow of your torch before use

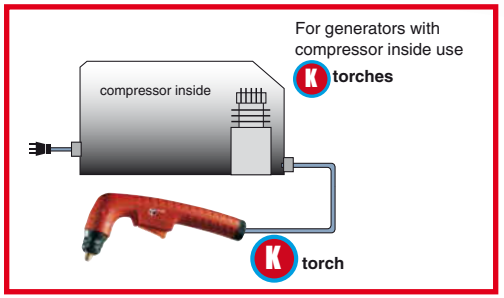



Type A
4 Wires



Type B
2 Wires

EN 60974-7

All trademarks are of exclusive property of the respective companies. Data and images are indicative and may be changed in any time without notice.

PR0110



PE0106





Ø	Cu	
0,6	PD0116-06	20A
0,8	**PD0116-08**	30A
0,9	PD0116-09	40A

PR0106



PE0106





Ø	Cu	
0,9	PD0103-09	40A

PC0135



CV0024



TORCH WITHOUT SAFETY TRIGGER

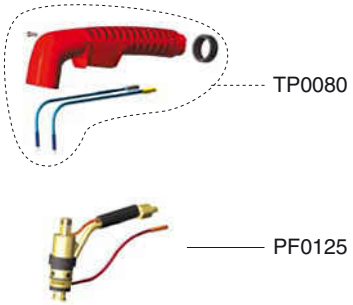

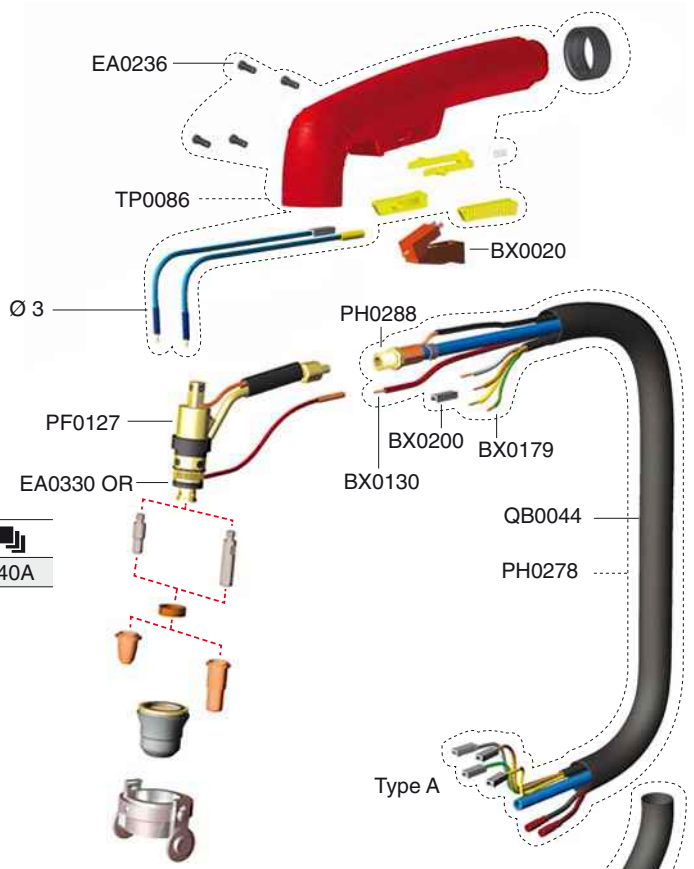

STANDARD

Copyright © 2012 Trafimet Spa
Edition 08/2012

All trademarks are of exclusive property of the respective companies.
Data and images are indicative and may be changed in any time without notice.

ERGOCUT **S 25**

Plasma cutting

PA0411	4m	Direct Type B

NO HF

4 m

0.4 Kg

1 m

V peak	500
	5 bar
	95 l/min
X 60%	25A
	6÷8 mm



Circle Cutting Attachment



CV0025

FLOW METER
Included in the box

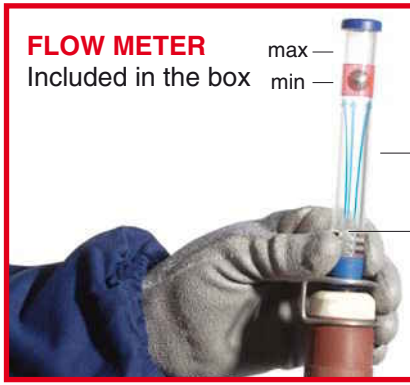

test the airflow of your torch before use

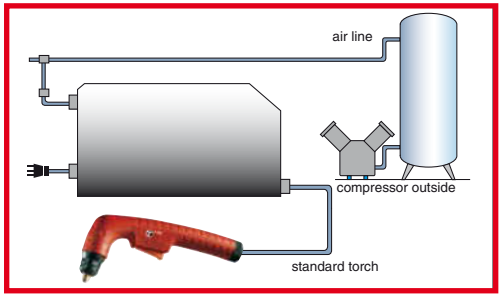



Type B
2 Wires

EN 60974-7

All trademarks are of exclusive property of the respective companies. Data and images are indicative and may be changed in any time without notice.

PR0110



PE0106





Ø	Cu	
0,6	PD0116-06	20A
0,8	PD0116-08	30A
0,9	**PD0116-09**	40A

PR0106



PE0106





Ø	Cu	
0,9	PD0103-09	40A

PC0116

no ring



CV0024



TORCH WITHOUT SAFETY TRIGGER



TP0080



PF0125

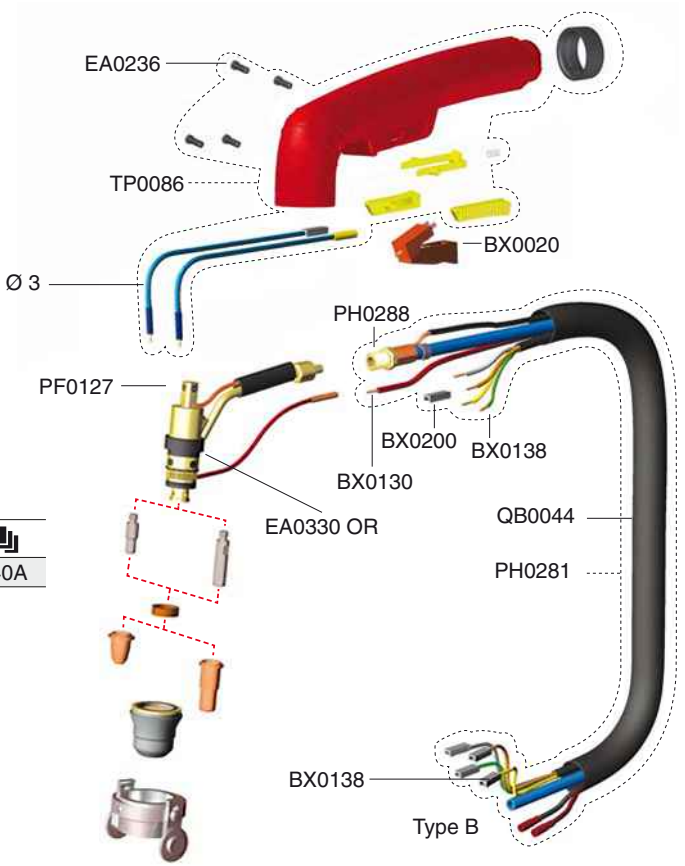

STANDARD

Copyright © 2012 Trafimet Spa
Edition 08/2012

All trademarks are of exclusive property of the respective companies.
Data and images are indicative and may be changed in any time without notice.

ERGOCUT **S 45**

Plasma cutting

PA0201	6m	1/4 G
PA0202	6m	Central Adaptor
PA0203	4m	1/4 G S

NO HF | 4-6 m | 0.4 Kg | 1 m

V peak	500	5 bar	115 l/min
X 60%	40A	8÷12 mm	

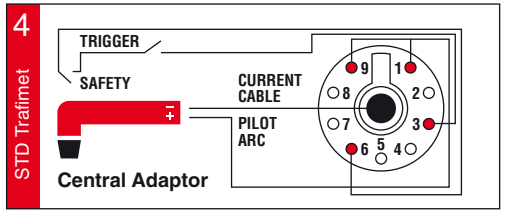









EN 60974-7

All trademarks are of exclusive property of the respective companies. Data and images are indicative and may be changed in any time without notice.

PR0105



PE0106





Ø	Cu	
0,8	PD0102-08	30A
1,0	PD0102-10	50A

PR0110



PE0106





Ø	Cu	
0,6	PD0116-06	20A
0,8	**PD0116-08**	30A
0,9	PD0116-09	40A

PR0106



PE0106





Ø	Cu	
0,65	PD0103-65	20A
0,9	PD0103-09	40A

PC0116



CV0010	CV0024

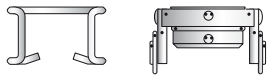

TORCH WITHOUT SAFETY TRIGGER





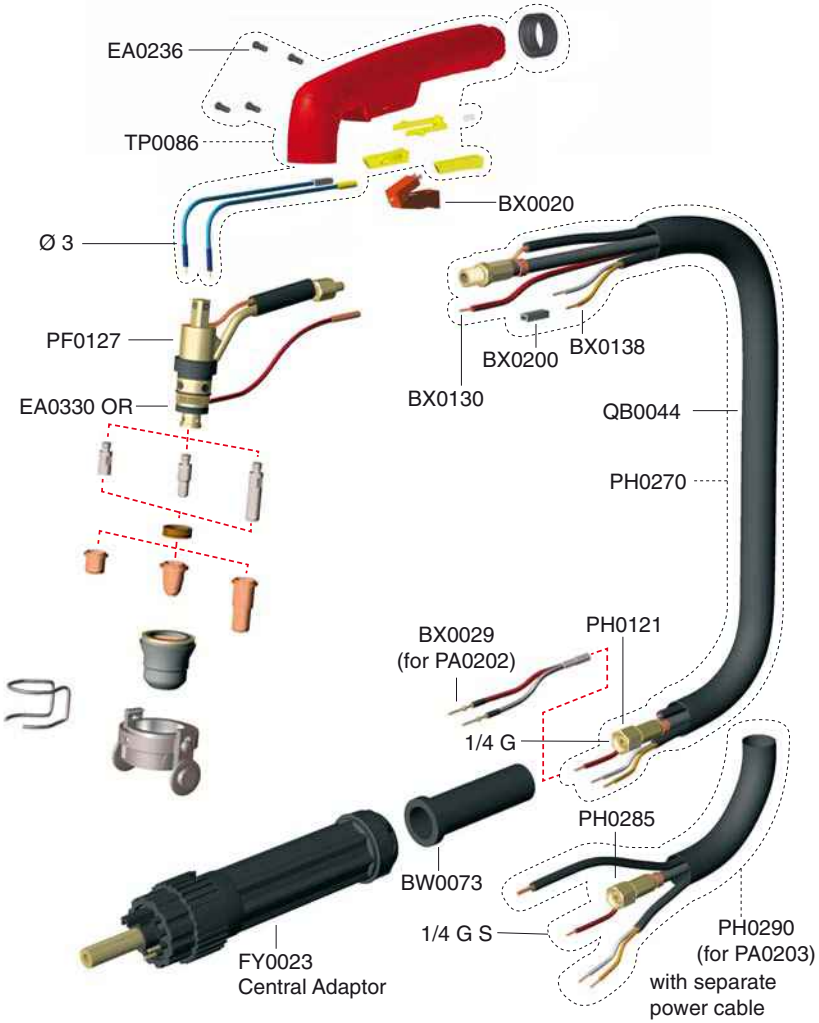

STANDARD

Copyright © 2012 Trafimet Spa
Edition 08/2012

All trademarks are of exclusive property of the respective companies.
Data and images are indicative and may be changed in any time without notice.

ERGOCUT **S 65**

Plasma cutting

STANDARD	PA2200	6m	Central Adaptor
	PA2201	6m	1/4 G
DRAG	PA2202	6m	Central Adaptor
	PA2203	6m	1/4 G



NO HF

6 m

0.4 Kg

1 m

V peak	500		4 bar		100 l/min
X 60%	60A		8÷20 mm		

4 STD Trafimet

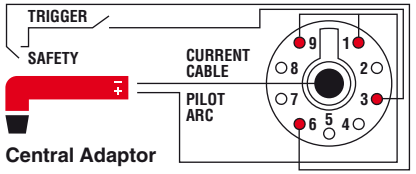

Central Adaptor

FLOW METER
Included in the box



test the airflow of your torch before use



1/4 Gas



Central

EN 60974-7

All trademarks are of exclusive property of the respective companies. Data and images are indicative and may be changed in any time without notice.

STANDARD

PR0098



PE0106





Ø	Cu	
0,8	PD0098-08	40A
1,0	**PD0098-10**	60A

PC0098



CV1118



DRAG

PR0106



PE0106





Ø	Cu	
0,8	PD0198-08	40A
1,0	**PD0198-10**	60A

PC0198
Long Life



CV0298

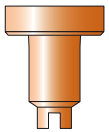

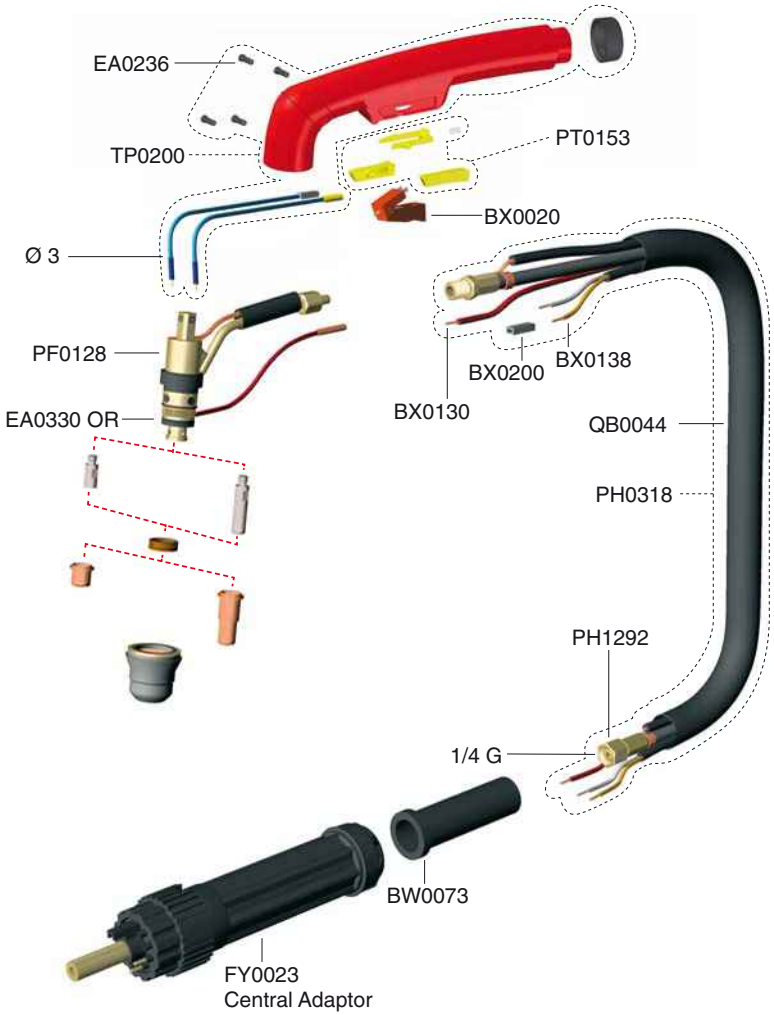

DRAG

STANDARD

Copyright © 2012 Trafimet Spa
Edition 08/2012

All trademarks are of exclusive property of the respective companies.
Data and images are indicative and may be changed in any time without notice.

ERGOCUT **S 75**

Plasma cutting

PA1602	6m	3/8 G
PA1604	6m	Central Adaptor
PA1606	6m	1/4 G

NO HF | 6 m | 0.7 Kg | 1 m

V peak	500		5 bar		150 l/min
X 60%	70A	X 100%	50A		18÷23 mm

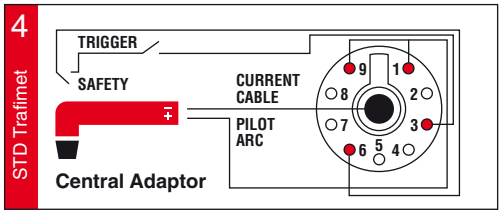



Circle Cutting Attachment



CV0052

FLOW METER

Included in the box

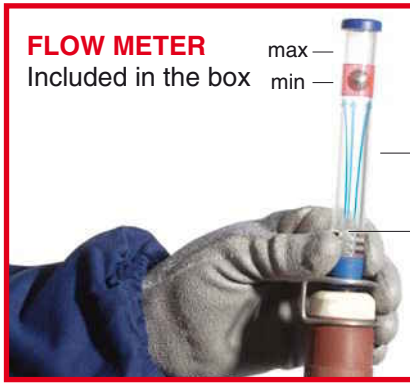

test the airflow of your torch before use



EN 60974-7

All trademarks are of exclusive property of the respective companies. Data and images are indicative and may be changed in any time without notice.

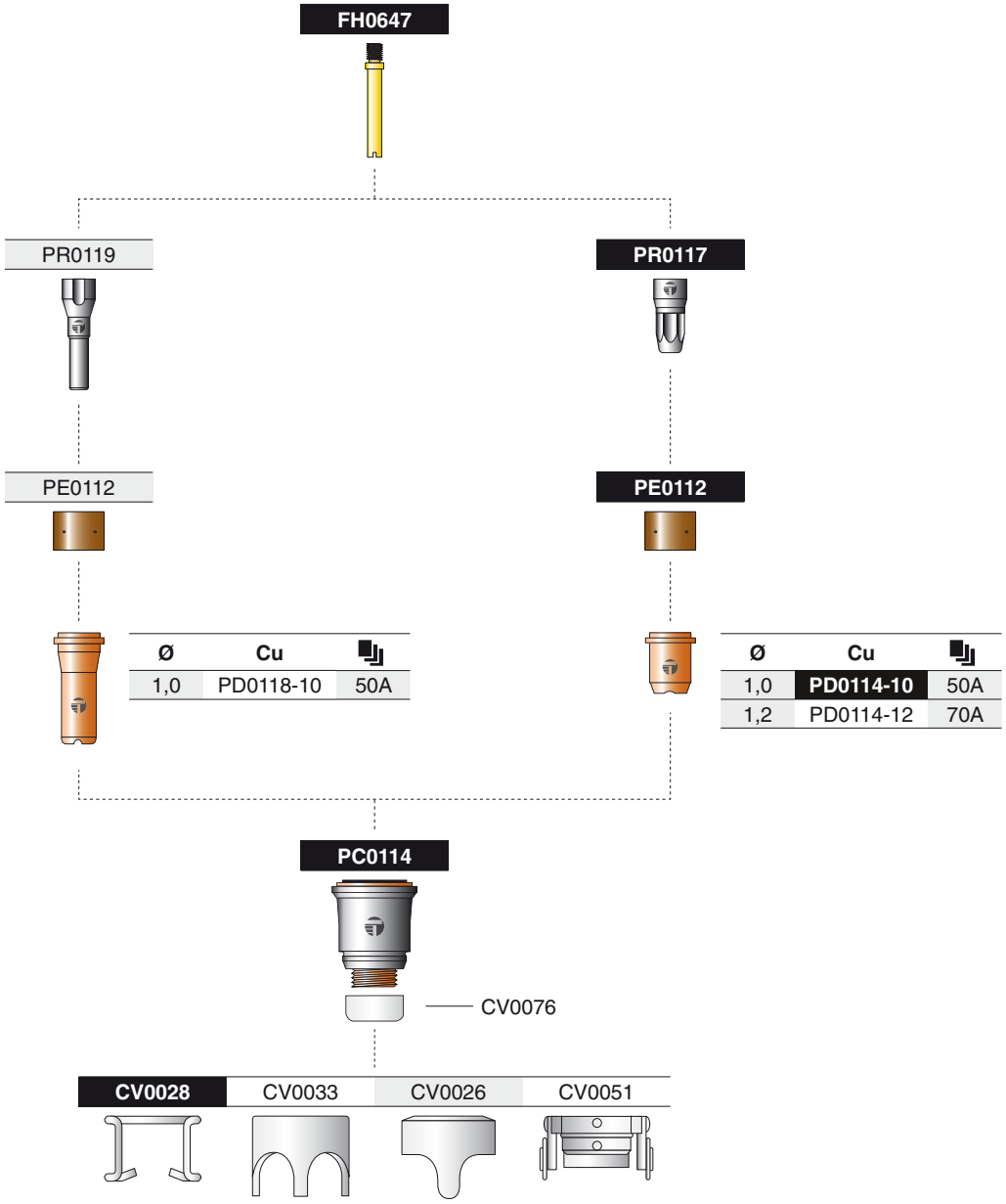

Ø	Cu	
1,0	PD0118-10	50A

Ø	Cu	
1,0	**PD0114-10**	50A
1,2	PD0114-12	70A

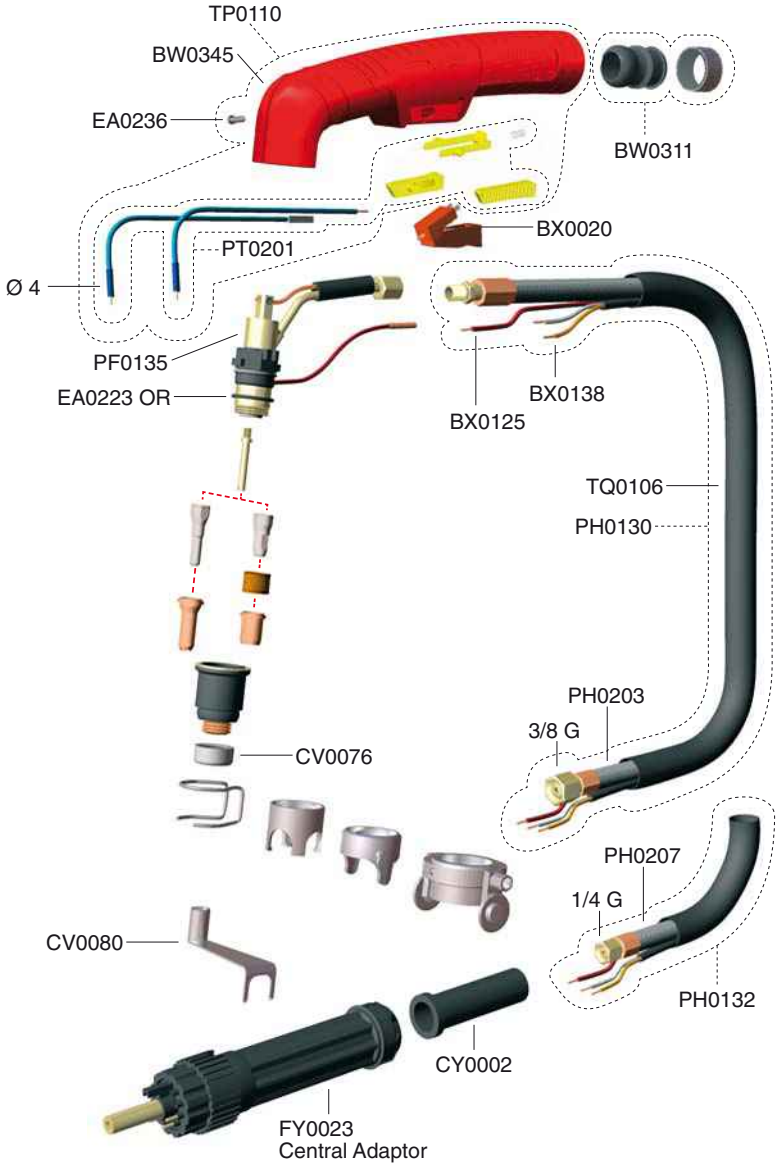

STANDARD

Copyright © 2012 Trafimet Spa
Edition 08/2012

All trademarks are of exclusive property of the respective companies.
Data and images are indicative and may be changed in any time without notice.

ERGOCUT **S 105**

Plasma cutting

PA1652	6m	Central Adaptor
PA1654	6m	1/4 G

NO HF

6 m

0.7 Kg

1 m

V peak	500		5 bar		180 l/min
X 60%	100A	X 100%	70A		25÷30 mm

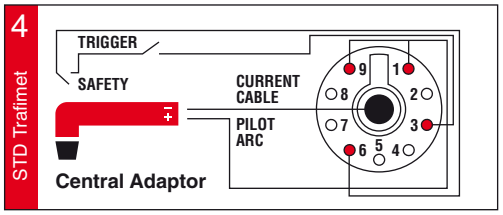



Circle Cutting Attachment



CV0022

FLOW METER
Included in the box

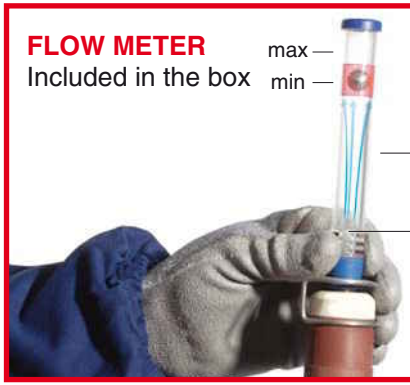

test the airflow of your torch before use



1/4 Gas



Central

EN 60974-7

All trademarks are of exclusive property of the respective companies. Data and images are indicative and may be changed in any time without notice.

DRAG

FH0820



PR0120



PE0112



Ø	Cu	
1,2	PD0122-12	70A

PC0119
Long Life



CV0009



FH0647



PR0117



PE0112

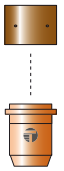

Ø	Cu	
1,0	PD0119-10	50A
1,2	**PD0119-12**	70A
14	PD0119-14	100A

PC0118
Long LIfe



CV0011	CV0014	CV0012	CV0021

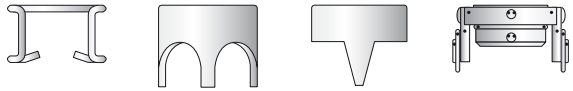

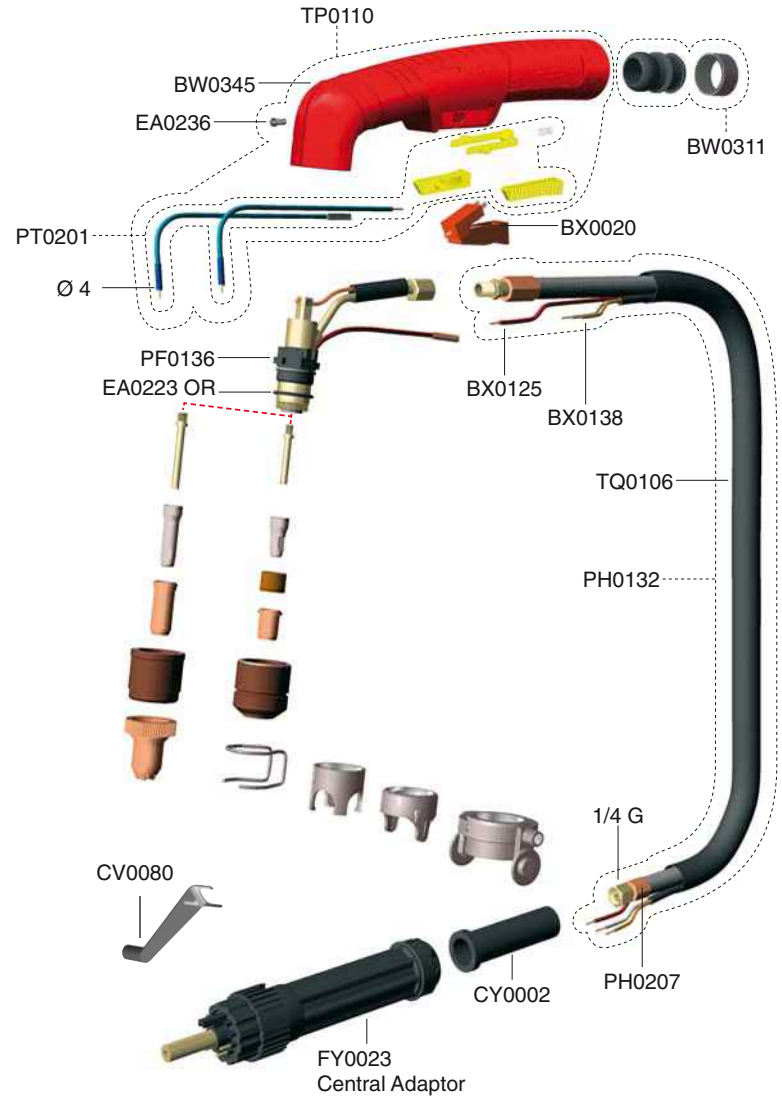

STANDARD

Copyright © 2012 Trafimet Spa
Edition 08/2012

All trademarks are of exclusive property of the respective companies.
Data and images are indicative and may be changed in any time without notice.

ERGOCUT **S 125**

Plasma cutting

STANDARD	PA2250	6m	Central Adaptor
	PA2251	6m	1/4 G
DRAG	PA2252	6m	Central Adaptor
	PA2253	6m	1/4 G

NO HF | 6 m | 0.7 Kg | 1 m

V peak	500		5 bar		180 l/min
X 60%	120A	X 100%	90A		25÷35 mm



4 STD Trafimet

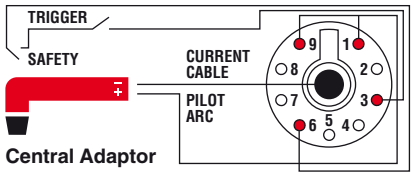

Circle Cutting Attachment



CV0022

FLOW METER

Included in the box

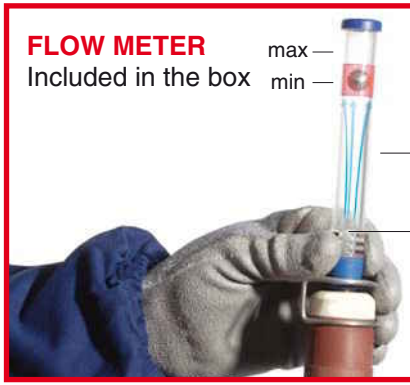

test the airflow of your torch before use



1/4 Gas



Central

EN 60974-7

All trademarks are of exclusive property of the respective companies. Data and images are indicative and may be changed in any time without notice.

STANDARD

FH0979



PR0179



PE0179





Ø	Cu	
1,3	PD0179-13	80A
1,5	**PD0179-15**	120A

PC0179
Long LIfe



CV0229



DRAG

FH0980



PR0279



PE0179





Ø	Cu	
1,3	PD0279-13	80A
1,5	**PD0279-15**	120A

PC0279
Long Life



CV0279

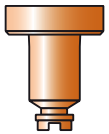

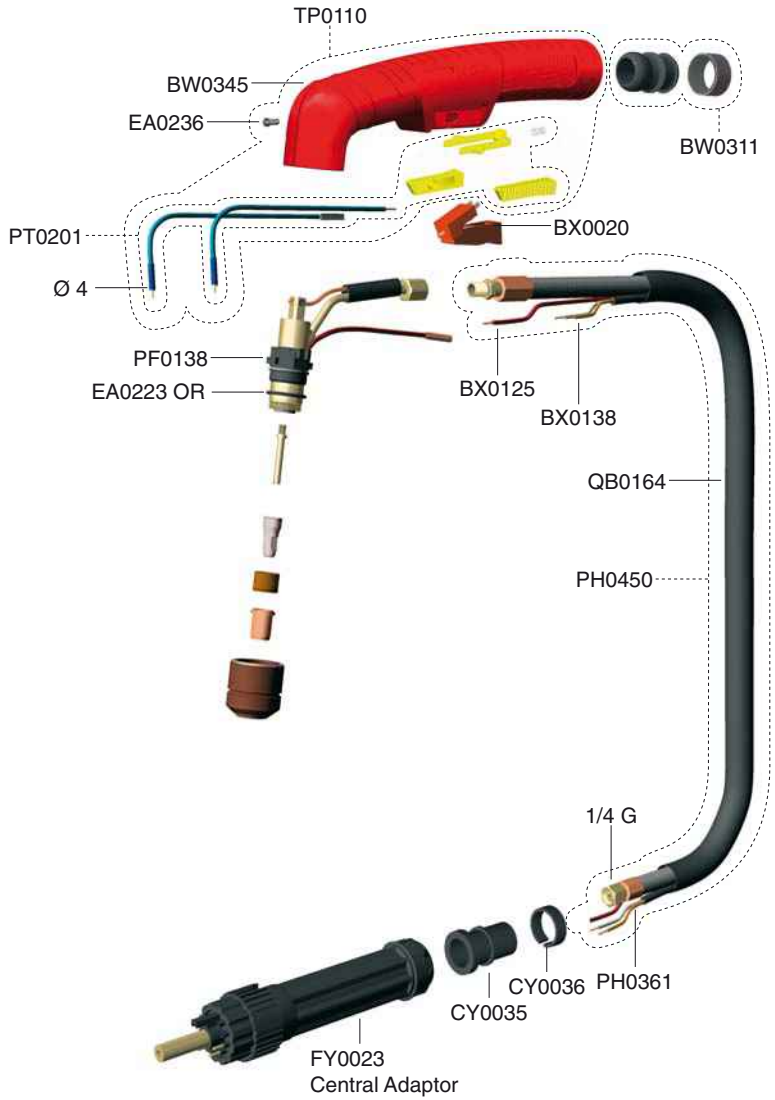

DRAG

STANDARD

Copyright © 2012 Trafimet Spa
Edition 08/2012

All trademarks are of exclusive property of the respective companies.
Data and images are indicative and may be changed in any time without notice.

ERGOCUT **A 51**

Plasma cutting

PA1430	4m	1/8 G
PA1432	4m	Central Adaptor
PA1435	6m	1/8 G
PA1436	6m	Central Adaptor

HF | 4 - 6 m | 0.4 Kg | 1 m

V peak	500		5 bar		165 l/min
X 60%	50A	X 100%	40A		10÷15 mm

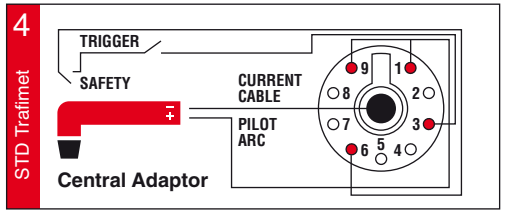



Circle Cutting Attachment



CV0036

FLOW METER

Included in the box

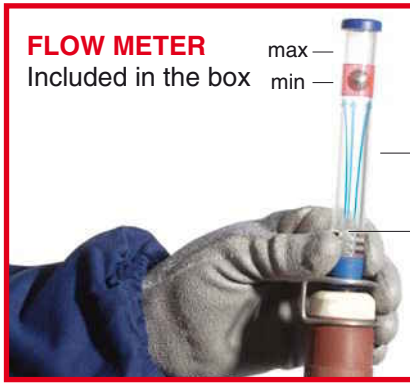

test the airflow of your torch before use

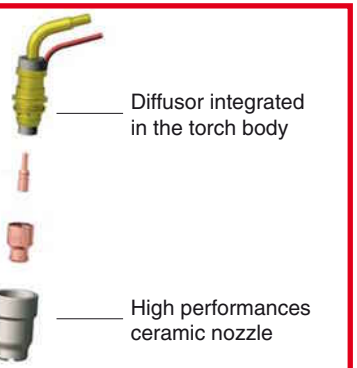

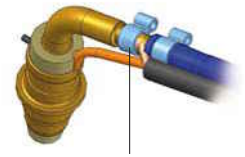

Simplified connection of the cable to the torch body



1/8 Gas



Central

EN 60974-7

All trademarks are of exclusive property of the respective companies. Data and images are indicative and may be changed in any time without notice.

CONTACT CUTTING

PR0150





Ø	Cu	
0,8	**PD0150-08**	30A
1,0	PD0150-10	50A

PC0150
ceramic



CV0037



PR0151





Ø	Cu	
0,8	PD0151-08	30A

PC0151
ceramic



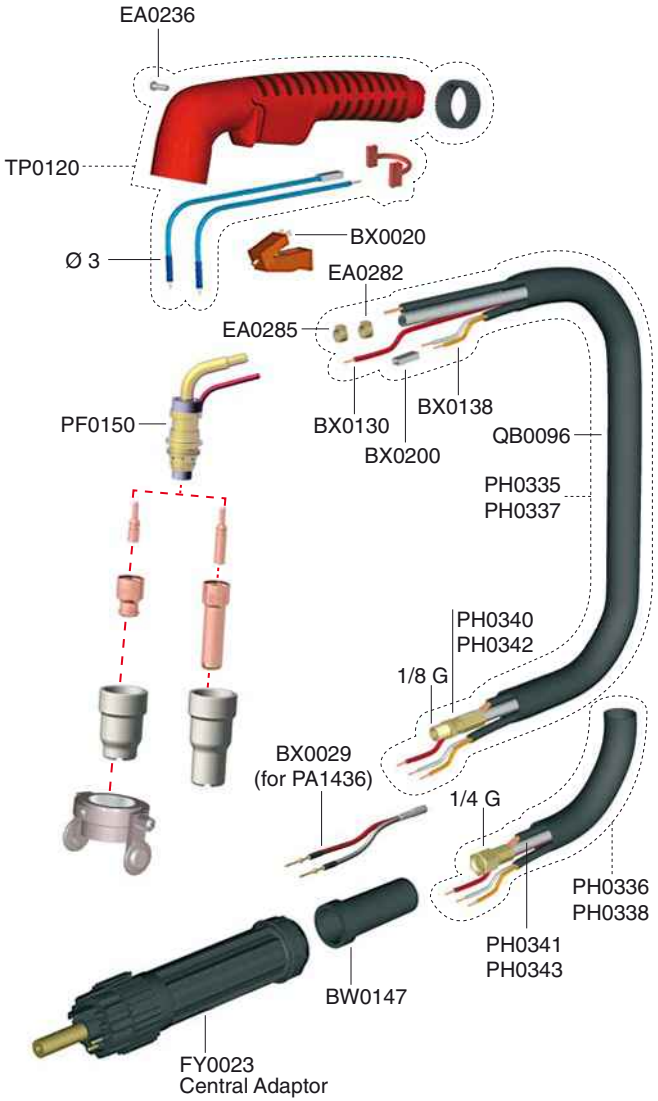

STANDARD

Copyright © 2012 Trafimet Spa
Edition 08/2012

All trademarks are of exclusive property of the respective companies.
Data and images are indicative and may be changed in any time without notice.

ERGOCUT **A 81**

Plasma cutting

PA1400	6m	3/8 G
PA1402	6m	Central Adaptor
PA1404	6m	1/4 G

HF | 6 m | 0.6 Kg | 1 m

V peak	500		5 bar		155 l/min
X 60%	80A	X 100%	60A		20÷25 mm

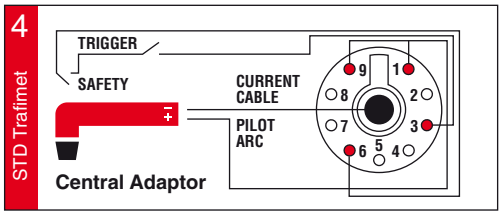









EN 60974-7

All trademarks are of exclusive property of the respective companies. Data and images are indicative and may be changed in any time without notice.

CONTACT CUTTING

FH0561



PR0115



PE0107





Ø	Cu	
1,2	PD0106-12	80A

PC0115



CV0201
ceramic

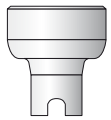

FH0560



PR0109



PE0107





Ø	Cu	
1,0	PD0105-10	50A
1,2	**PD0105-12**	80A

PC0115



CV0028	CV0026	CV0033	CV0051

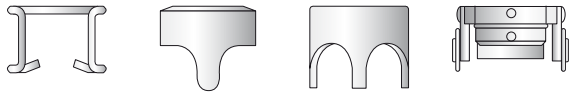

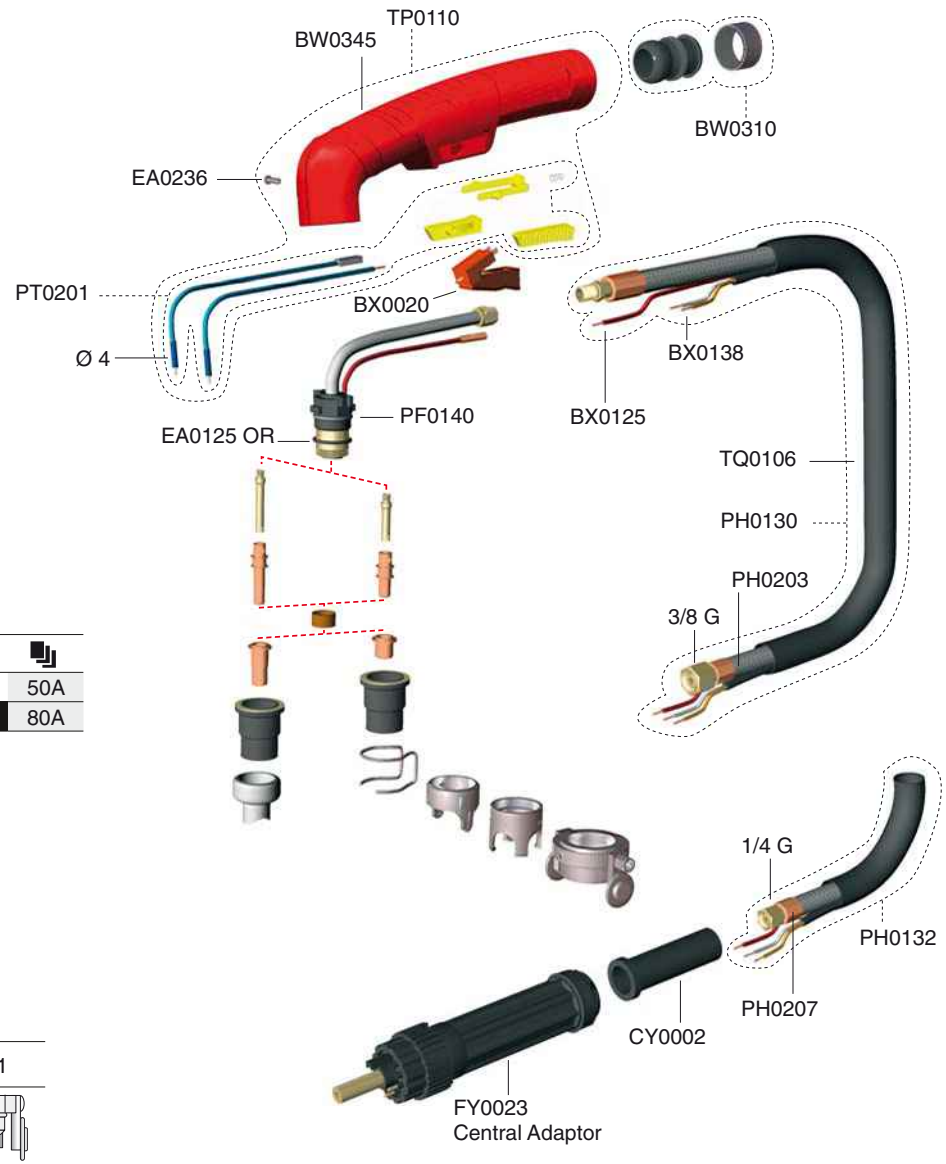

STANDARD

Copyright © 2012 Trafimet Spa
Edition 08/2012

All trademarks are of exclusive property of the respective companies.
Data and images are indicative and may be changed in any time without notice.

ERGOCUT **A 101**

Plasma cutting

PA1450	6m	M14x1
PA1452	6m	Central Adaptor
PA1454	6m	1/4 G

HF | 6 m | 0.8 Kg | 1 m

V peak	500		5 bar		180 l/min
X 60%	100A	X 100%	75A		25÷30 mm

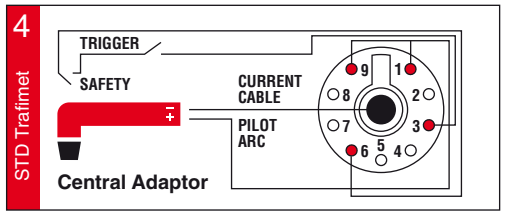



Circle Cutting Attachment



CV0022

FLOW METER

Included in the box

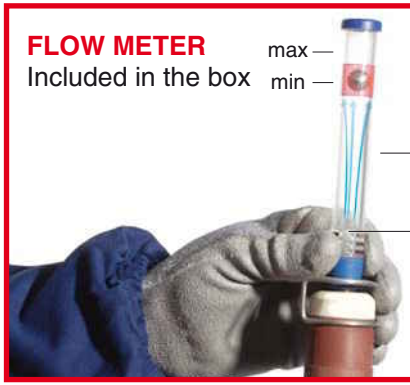

test the airflow of your torch before use



EN 60974-7

All trademarks are of exclusive property of the respective companies. Data and images are indicative and may be changed in any time without notice.

FH0562

PR0116

PE0103

Ø	Cu	
1,4	PD0117-14	100A
1,7	PD0117-17	130A
1,9	PD0117-19	140A

PC0113

CV0009

Ø	Cu	
1,2	PD0111-12	80A

PC0113

CV0008

PR0101

PE0101

Ø	Cu	
0,8	PD0101-08	30A
1,1	PD0101-11	60A
1,4	**PD0101-14**	100A
1,7	PD0101-17	130A
1,9	PD0101-19	140A
3,0	PD0101-30	gouging

PC0130
Long Life - gouging

FH0297

CV0039

CV0023
gouging

PC0111
Long Life

PC0109

CV0011

CV0012

CV0014

CV0021

DRAG

CONTACT CUTTING

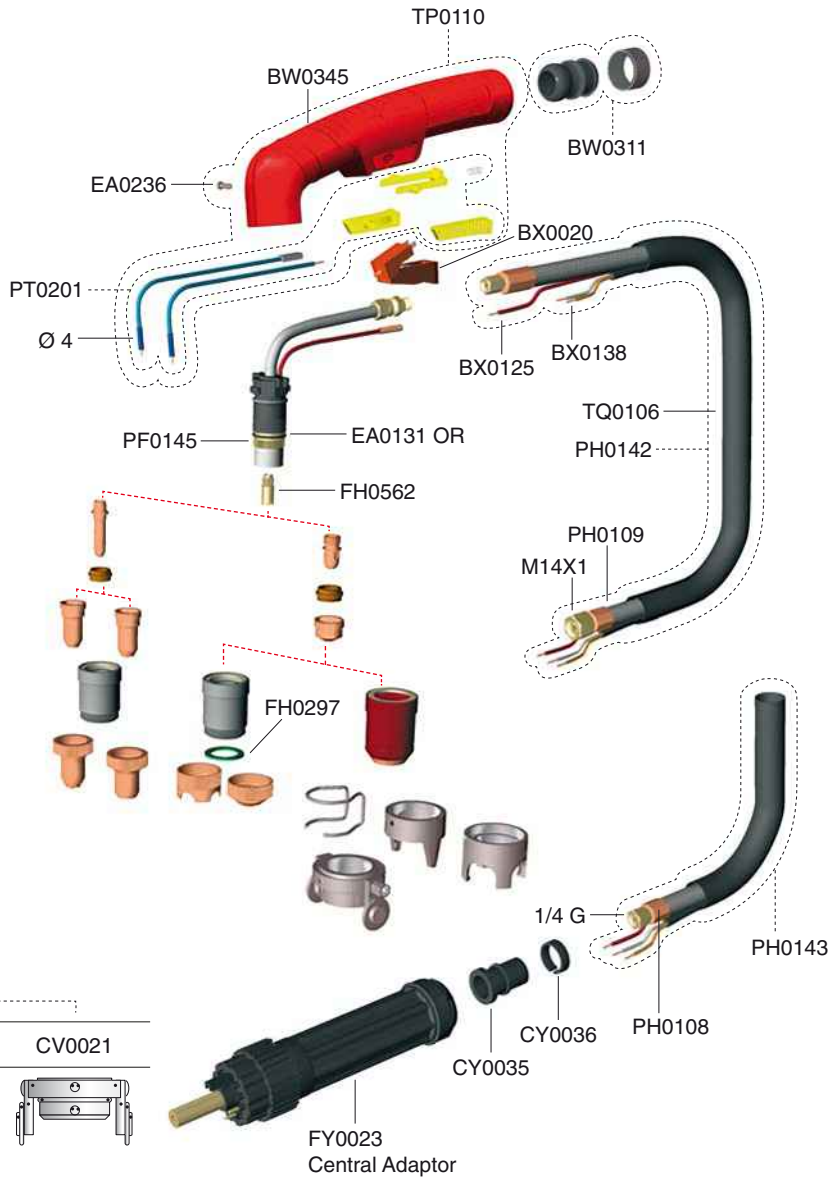

STANDARD

Copyright © 2012 Trafimet Spa
Edition 08/2012

All trademarks are of exclusive property of the respective companies.
Data and images are indicative and may be changed in any time without notice.

ERGOCUT **A 141**

Plasma cutting

PA1500	6m	M14x1
PA1501	12m	M14x1
PA1502	6m	1/4 G
PA1504	6m	Central Adaptor
PA1505	12m	Central Adaptor

HF | 6 - 12 m | 1.1 Kg | 1 m

V peak	500		5 bar		210 l/min
X 60%	140A	X 100%	100A		35÷40 mm

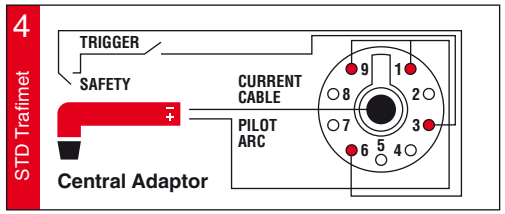





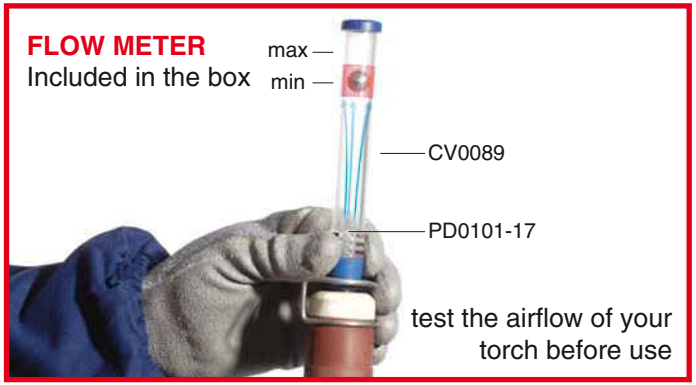



EN 60974-7

All trademarks are of exclusive property of the respective companies. Data and images are indicative and may be changed in any time without notice.

FH0563

PR0116

PE0103

Ø	Cu	
1,4	PD0117-14	100A
1,7	PD0117-17	130A
1,9	PD0117-19	140A

PC0103

CV0009

PC0103

CV0008

PR0101

PE0101

Ø	Cu	
1,2	PD0111-12	80A

PC0131
Long Life - gouging

FH0297

CV0039

CV0023
gouging

Ø	Cu	
0,8	PD0101-08	30A
1,1	PD0101-11	60A
1,4	PD0101-14	100A
1,7	**PD0101-17**	130A
1,9	PD0101-19	140A
3,0	PD0101-30	gouging

PC0102
Long Life

PC0101

CV0011

CV0012

CV0014

CV0013

CV0021

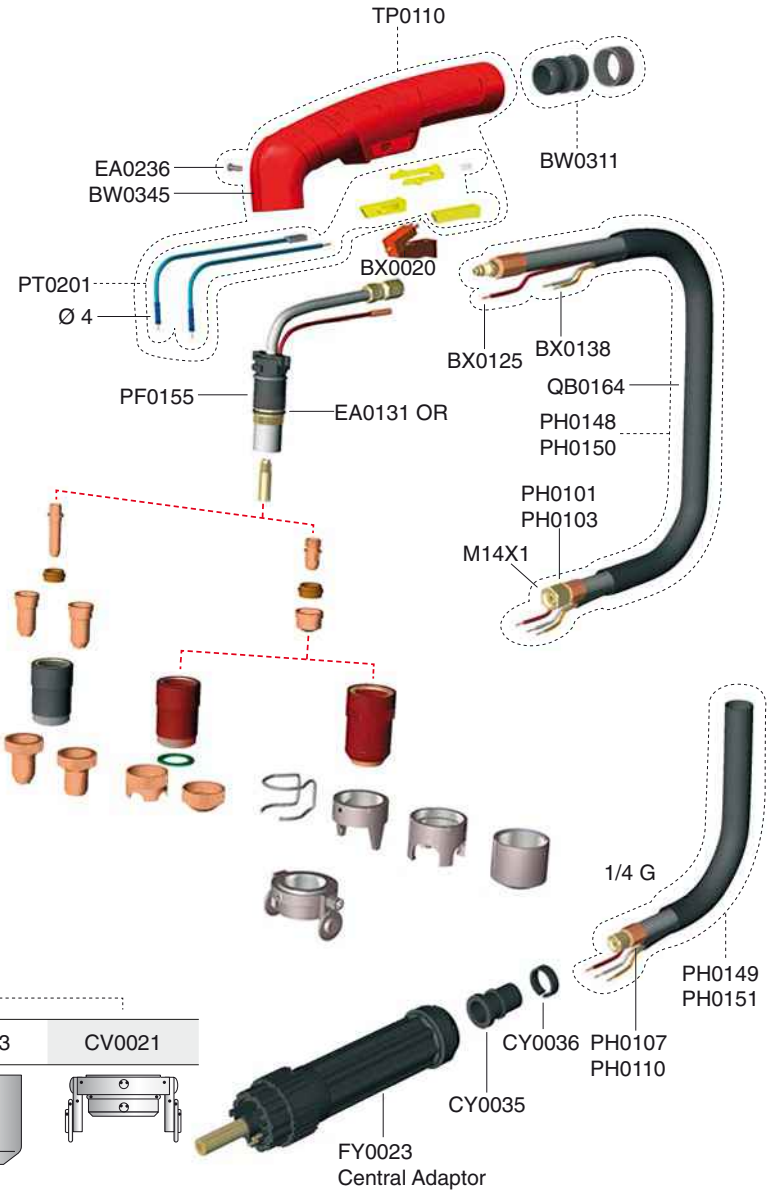

DRAG

CONTACT CUTTING

STANDARD

Copyright © 2012 Trafimet Spa
Edition 08/2012

All trademarks are of exclusive property of the respective companies.
Data and images are indicative and may be changed in any time without notice.

ERGOCUT **A 151**

Plasma cutting

PA1550	6m	M14x1
PA1551	12m	M14x1
PA1552	6m	1/4 G
PA1554	6m	Central Adaptor
PA1555	12m	Central Adaptor

HF | 6 - 12 m | 1.1 Kg | 1 m

V peak	500		5 bar		230 l/min
X 60%	150A	X 100%	120A		35÷40 mm

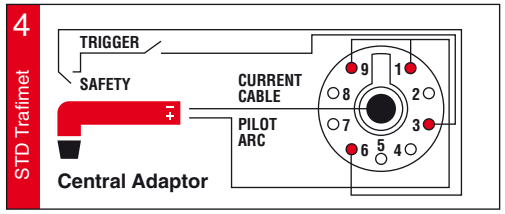







EN 60974-7

All trademarks are of exclusive property of the respective companies. Data and images are indicative and may be changed in any time without notice.

FH0563

PR0116

PE0103

Ø	Cu	
1,4	PD0117-14	100A
1,7	PD0117-17	130A
1,9	PD0117-19	140A

PC0131 Long Life

CV0009

PC0131 Long Life

CV0008

PC0131 Long Life - gouging

FH0297

CV0039

CV0023 gouging

PR0111

PE0103

Ø	Cu	
1,2	PD0111-12	80A

PC0120 Long Life

BW0146 | **BW0139** | CV1107

CV1106 | **CV1105** | CV0011 | CV0021 | CV0012 | CV0014

Ø	Cu	
1,1	PD0109-11	60A
1,4	PD0109-14	100A
1,6	**PD0109-16**	130A
1,8	PD0109-18	140A
3,0	PD0109-30	gouging

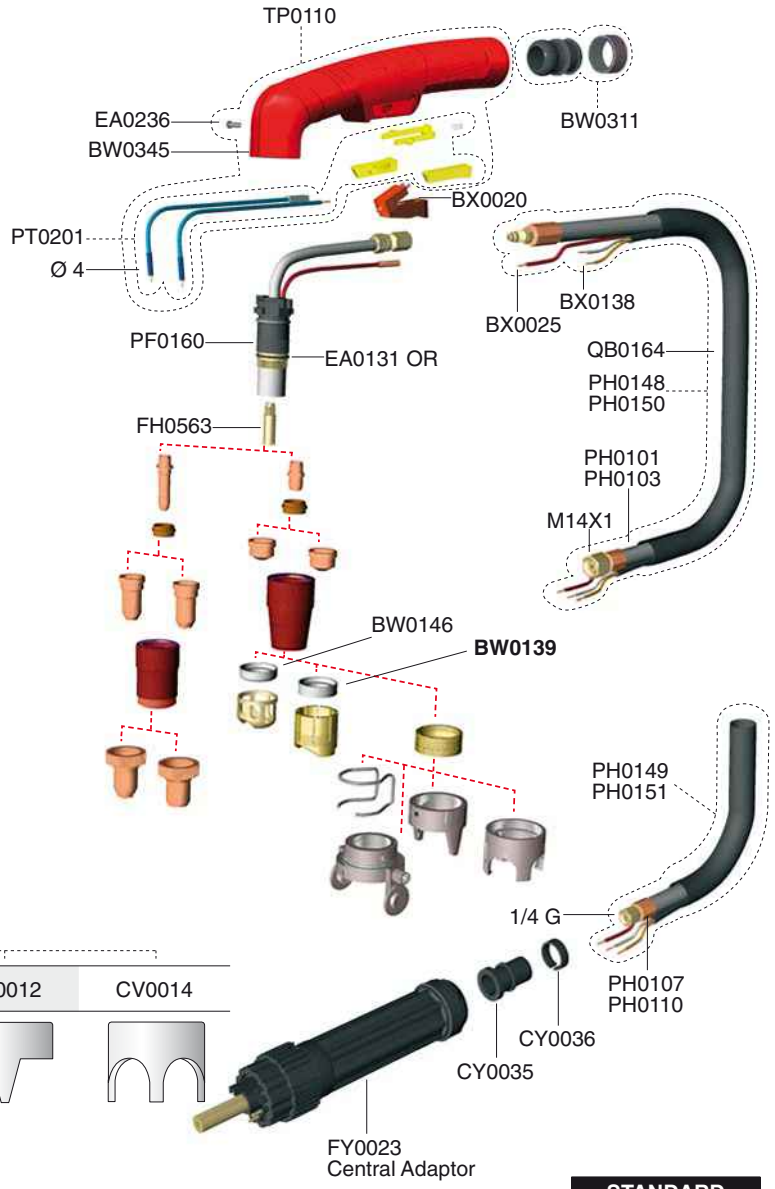

STANDARD

DRAG **CONTACT CUTTING**

Copyright © 2012 Trafimet Spa
Edition 08/2012

All trademarks are of exclusive property of the respective companies.
Data and images are indicative and may be changed in any time without notice.

ERGOCUT **AW 201**

Plasma cutting

PB0003	6m	Central Adaptor
PB0009	12m	Central Adaptor

HF | 6 - 12 m | 1.2 Kg | 1 m

V_{peak} / $X_{100\%}$ 500 / 200A	4 bar	50 l/min	
2÷4 bar	1.45 l/min	40÷50 mm	

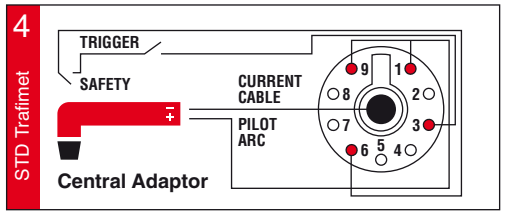



Circle Cutting Attachment



CV0022

FLOW METER
Included in the box

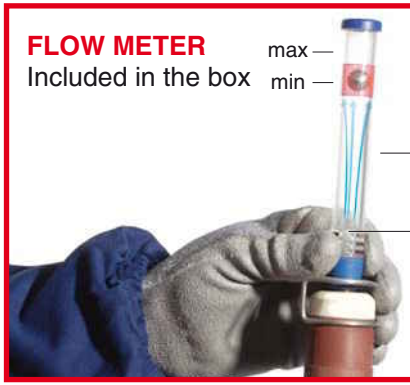

test the airflow of your torch before use

KIT
PT0008



KIT
PT0009



KIT
PT0013





Central

EN 60974-7

All trademarks are of exclusive property of the respective companies. Data and images are indicative and may be changed in any time without notice.

Better performances and protection for your torch

UTI000157



FH0866



PR0118



PE0114





Ø	Cu	
3,0	PD0113-30	gouging



Ø	Cu	
1,0	PD0115-10	60A
1,2	**PD0115-12**	70A
1,4	PD0115-14	100A
1,6	PD0115-16	130A
1,8	PD0115-18	150A
2,0	PD0115-20	200A
3,0	PD0115-30	gouging

PC0123
long life

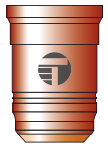

PC0126
high insulation

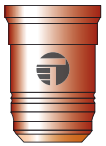

PC0125
long life



CV0078



CV0083



CV0013

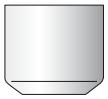

CV0011

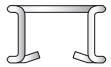

CV0012

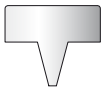

CV0014

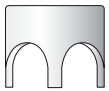

CV0013

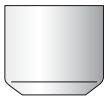

CV0021



GOUGING

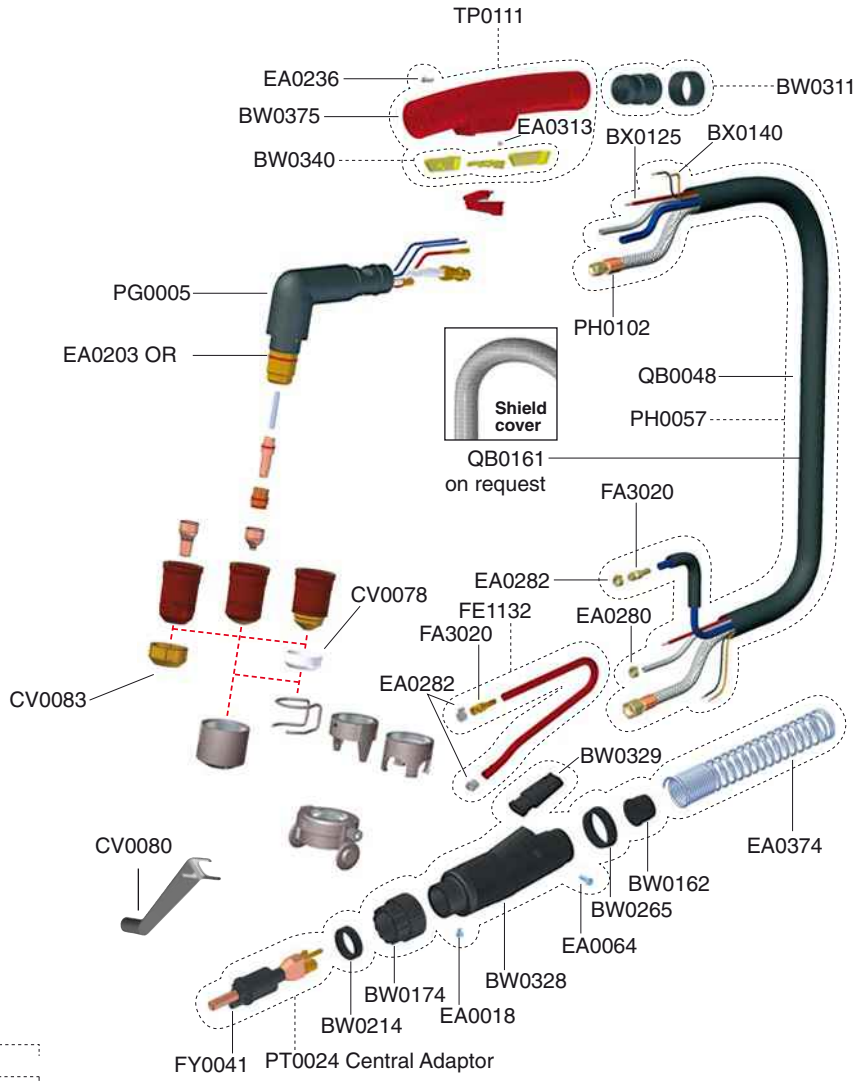

STANDARD

Copyright © 2012 Trafimet Spa
Edition 08/2012

All trademarks are of exclusive property of the respective companies.
Data and images are indicative and may be changed in any time without notice.

ERGOCUT **CB 50**

Plasma cutting

PA1300	6m	1/8 G
PA1302	6m	Central Adaptor

HF

6 m

0.6 Kg

1 m

V peak	500		5 bar		165 l/min
X 60%	50A	X 100%	40A		10÷15 mm

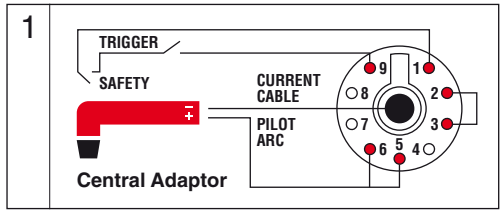



Circle Cutting Attachment



CV0036

FLOW METER

Included in the box

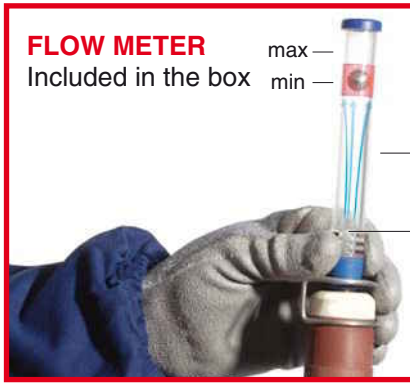

test the airflow of your torch before use



1/8 Gas



Central

EN 60974-7

All trademarks are of exclusive property of the respective companies. Data and images are indicative and may be changed in any time without notice.

PR0017



PE0007





Ø	Cu	
0,8	PD0019-08	40A
1,0	PD0019-10	50A
1,2	PD0019-12	60A



Ø	Cu	
1,0	**PD0015-10**	50A
1,2	PD0015-12	60A



Ø	Cu	
0,65	PD0088-06	20A
0,8	PD0088-08	40A
1,0	PD0088-10	50A
1,1	PD0088-11	60A
1,2	PD0088-12	70A

PR0065

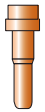

PE0007



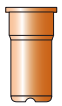

Ø	Cu	
0,98	PD0085-98	50A

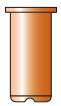

Ø	Cu	
1,0	PD0063-10	50A
1,1	PD0063-11	60A
1,2	PD0063-12	70A

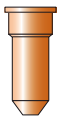

Ø	Cu	
1,0	PD0014-10	50A

PC0003



CV0037



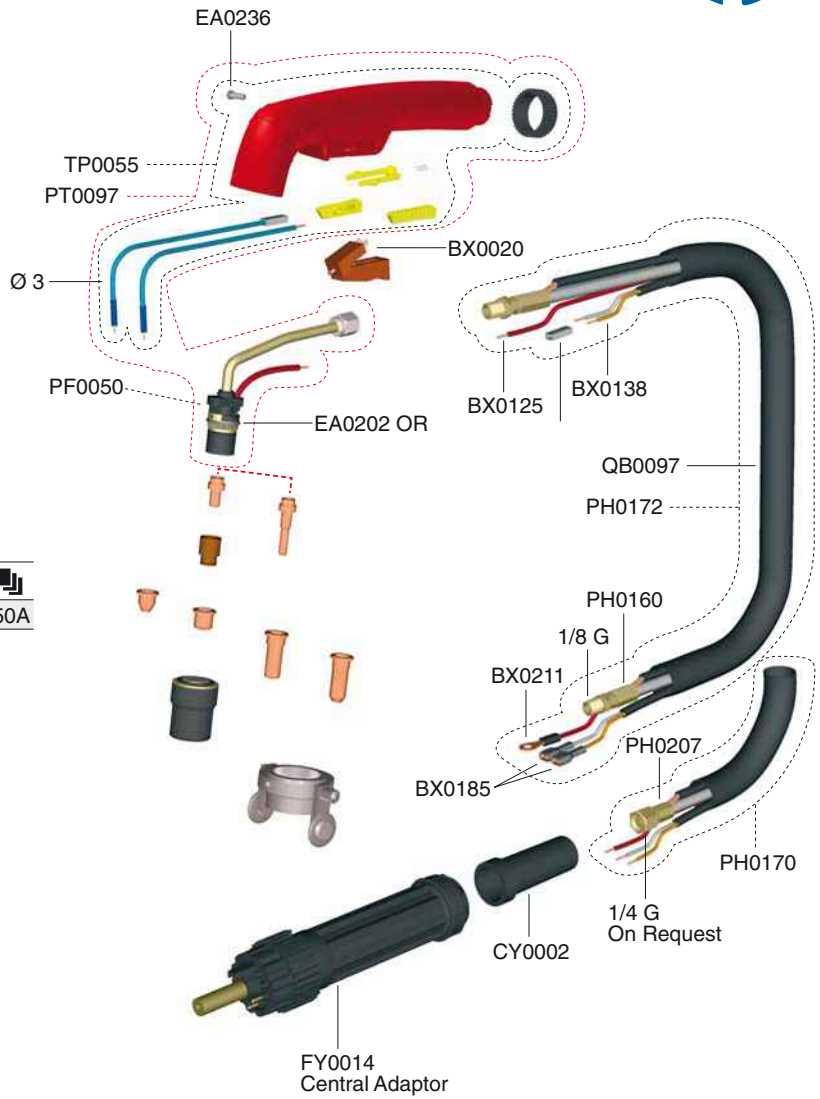

STANDARD

Copyright © 2012 Trafimet Spa
Edition 08/2012

All trademarks are of exclusive property of the respective companies.
Data and images are indicative and may be changed in any time without notice.

ERGOCUT **CB 70**

Plasma cutting

PA1320	6m	1/8 G
PA1322	6m	Central Adaptor

HF

6 m

0.6 Kg

1 m

V peak	500		5 bar		170 l/min
X 60%	70A	X 100%	50A		18÷24 mm



1

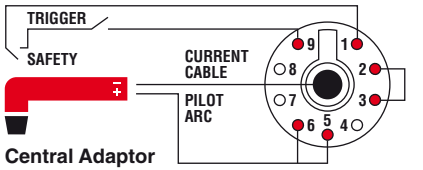

Circle Cutting Attachment



CV0074

FLOW METER

Included in the box

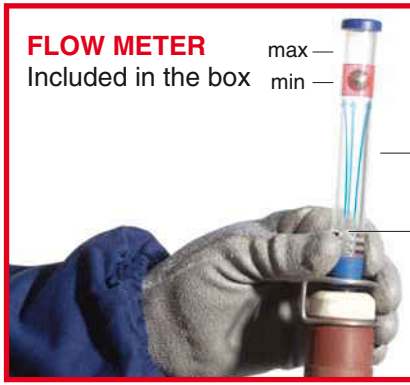

test the airflow of your torch before use



1/8 Gas



Central

EN 60974-7

All trademarks are of exclusive property of the respective companies. Data and images are indicative and may be changed in any time without notice.

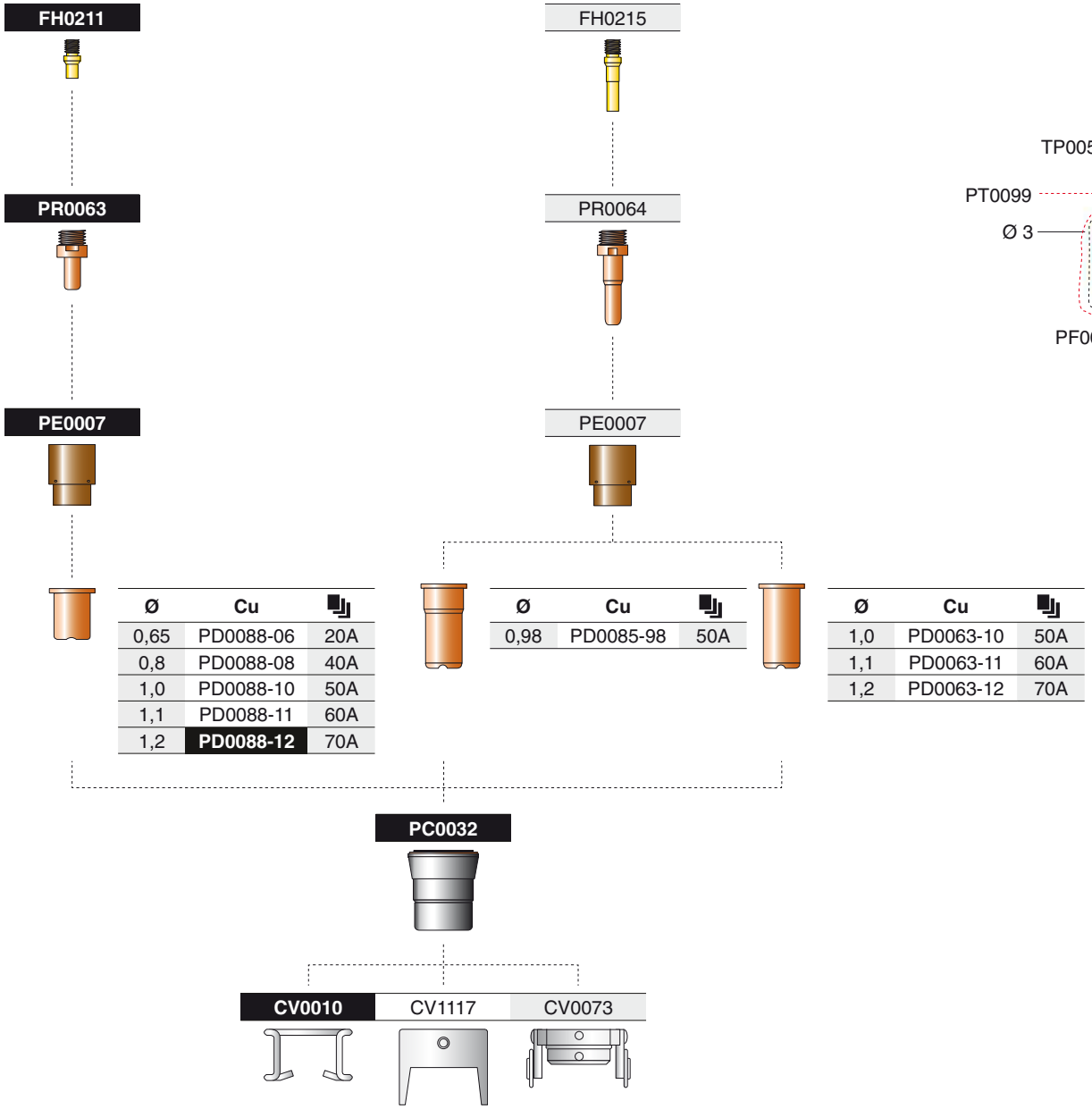

Ø	Cu	
0,65	PD0088-06	20A
0,8	PD0088-08	40A
1,0	PD0088-10	50A
1,1	PD0088-11	60A
1,2	**PD0088-12**	70A

Ø	Cu	
0,98	PD0085-98	50A

Ø	Cu	
1,0	PD0063-10	50A
1,1	PD0063-11	60A
1,2	PD0063-12	70A

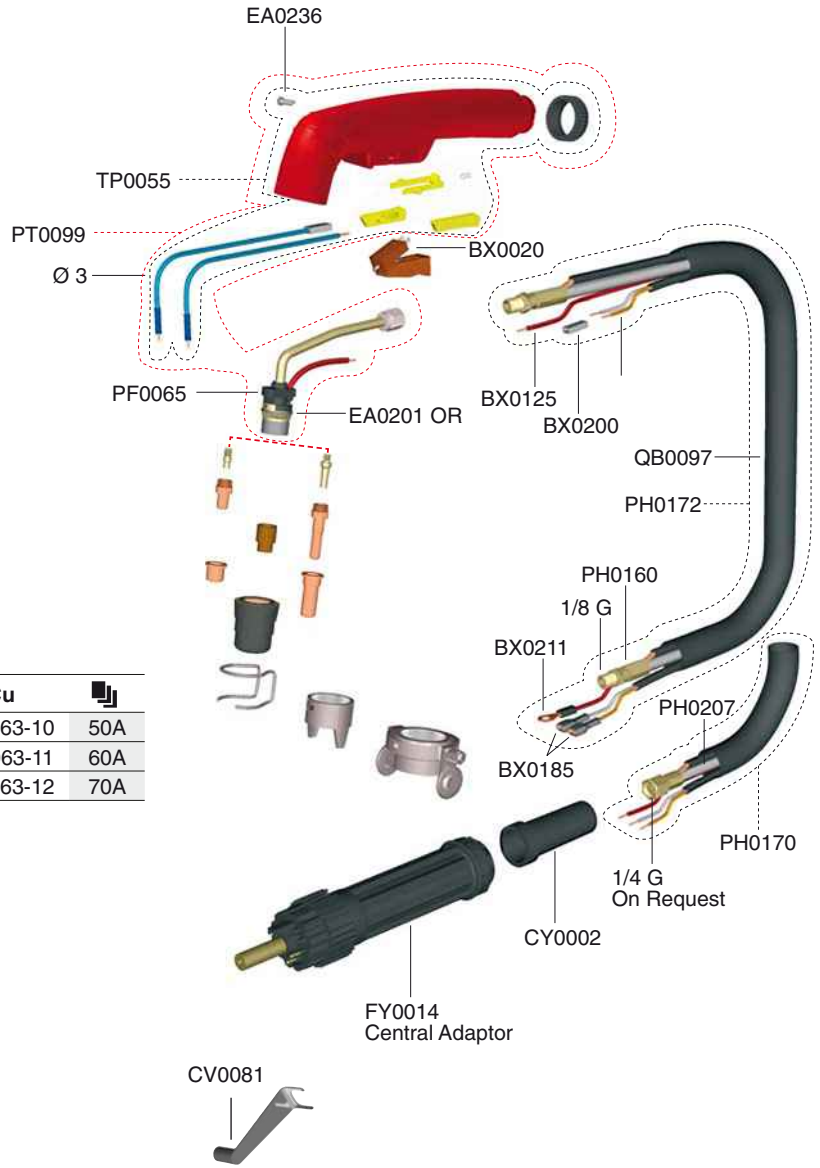

STANDARD

Copyright © 2012 Trafimet Spa
Edition 08/2012

All trademarks are of exclusive property of the respective companies.
Data and images are indicative and may be changed in any time without notice.

ERGOCUT **CB 100**

Plasma cutting

PA1350	6m	1/8 G
PA1352	6m	Central Adaptor

HF | 6 m | 0.8 Kg | 1 m

V peak	500		5 bar		180 l/min
X 60%	100A	X 100%	70A		24÷30 mm

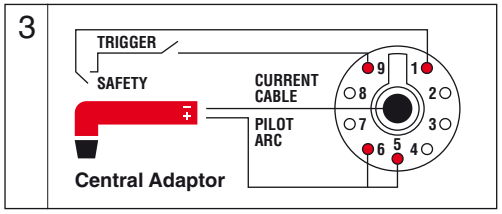



Circle Cutting Attachment



CV0022

FLOW METER

Included in the box

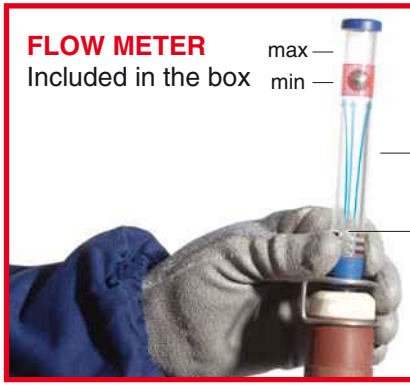

test the airflow of your torch before use



1/8 Gas



Central

EN 60974-7

All trademarks are of exclusive property of the respective companies. Data and images are indicative and may be changed in any time without notice.

FH0214

PR0045

PE0009

Ø	Cu	
1,4	PD0025-14	100A
1,6	PD0025-16	130A
1,8	PD0025-18	150A

PC0038
Long Life

CV0009

DRAG

Ø	Cu	
1,1	PD0030-11	60A

PC0038
Long Life

CV0008

CONTACT CUTTING

PR0034

PE0009

Ø	Cu	
1,3	PD0028-13	100A
1,6	PD0028-16	130A
1,8	PD0028-18	150A

PC0038
Long Life

CV0038

DRAG

Ø	Cu	
1,1	PD0026-11	60A
1,3	**PD0026-13**	100A
16	PD0026-16	130A
18	PD0026-18	150A
2,4	PD0026-24	gouging
3,0	PD0026-30	gouging

PC0037
Long Life

CV0011	CV0012	CV0021	CV0013

GOUGING

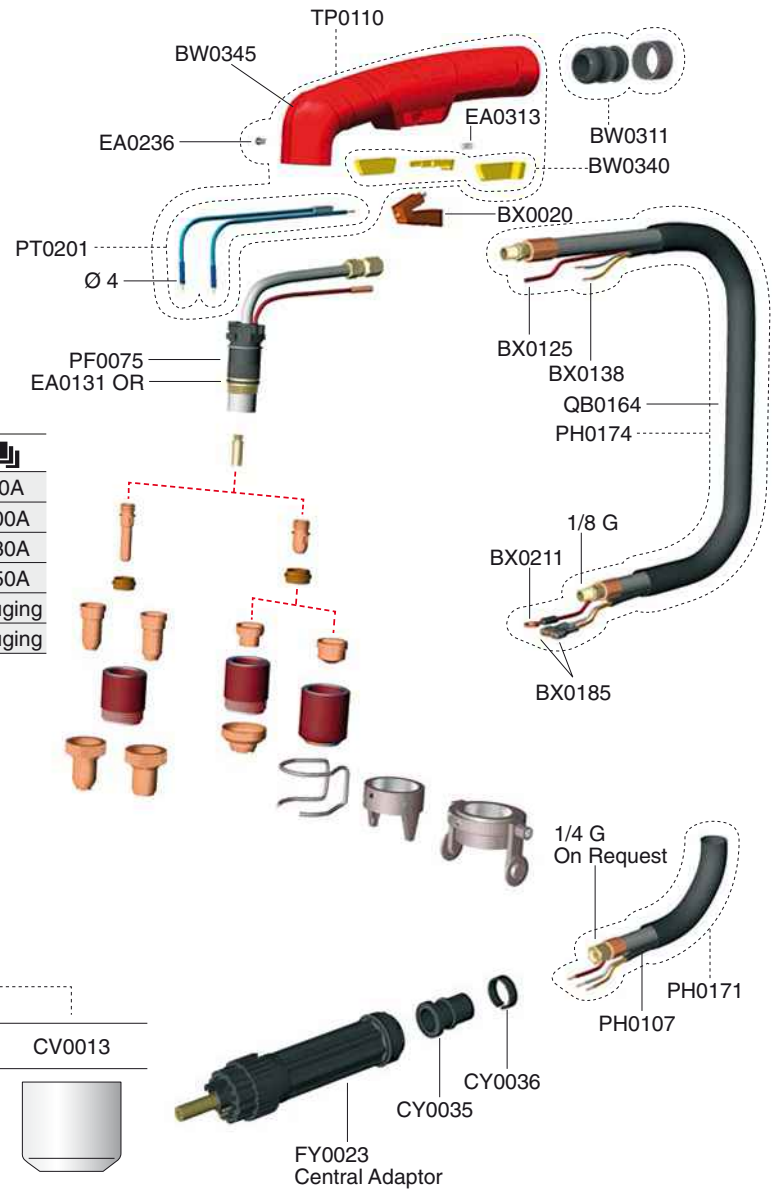

STANDARD

Copyright © 2012 Trafimet Spa
Edition 08/2012

All trademarks are of exclusive property of the respective companies.
Data and images are indicative and may be changed in any time without notice.

ERGOCUT **CB 150**

Plasma cutting

PA1370	6m	1/8 G
PA1372	6m	Central Adaptor

HF

6 m

0.8 Kg

1 m

V peak	500		5 bar		200 l/min
X 60%	150A	X 100%	110A		35÷40 mm

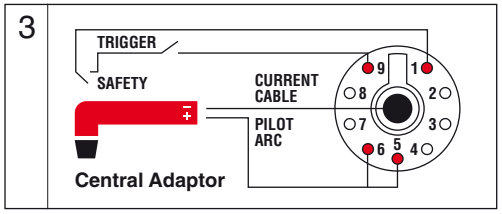



Circle Cutting Attachment



CV0022

FLOW METER

Included in the box

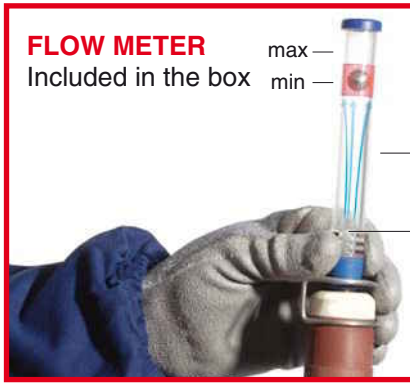

test the airflow of your torch before use



1/8 Gas



Central

EN 60974-7

All trademarks are of exclusive property of the respective companies. Data and images are indicative and may be changed in any time without notice.

FH0213

PR0045

PE0009

Ø	Cu	
1,4	PD0025-14	100A
1,6	PD0025-16	130A
1,8	PD0025-18	150A

PC0034 Long Life

CV0009



DRAG

Ø	Cu	
1,1	PD0030-11	60A

PC0034 Long Life

CV0008



CONTACT CUTTING

PR0034

PE0009

Ø	Cu	
1,3	PD0028-13	100A
1,6	PD0028-16	130A
1,8	PD0028-18	150A

PC0034 Long Life

CV0038



DRAG

Ø	Cu	
1,1	PD0026-11	60A
1,3	PD0026-13	100A
16	**PD0026-16**	130A
18	PD0026-18	150A
2,4	PD0026-24	gouging
3,0	PD0026-30	gouging

PC0002 Long Life

CV0011	CV0012	CV0021	CV0013

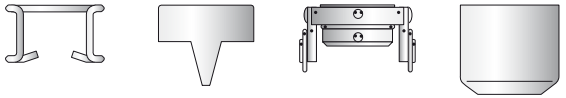

GOUGING

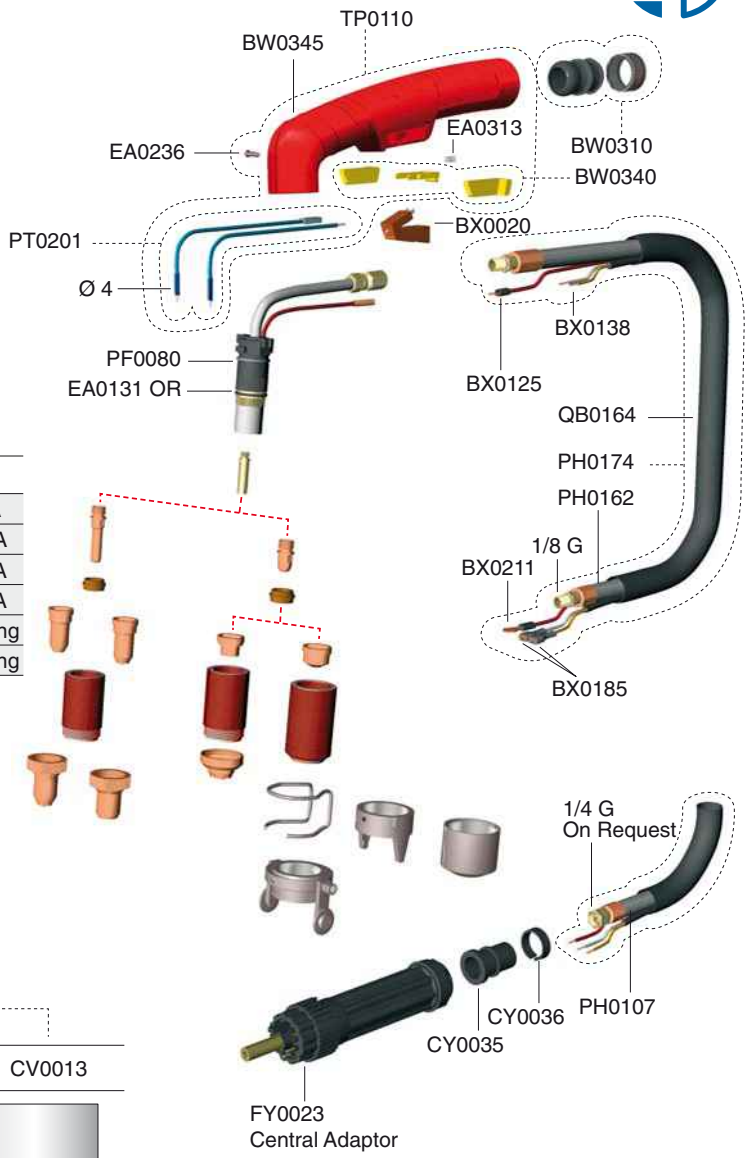

STANDARD

Copyright © 2012 Trafimet Spa
Edition 08/2012

All trademarks are of exclusive property of the respective companies.
Data and images are indicative and may be changed in any time without notice.

PLASMA **CB 50**

Plasma cutting

PA1240	6m	1/8 G
PA1242	6m	Central Adaptor
PA1244	6m	1/4 G

HF | 6 m | 0.6 Kg | 1 m

V peak	500		5 bar		165 l/min
X 60%	50A	X 100%	40A		10÷15 mm



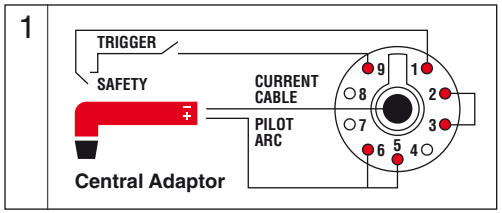

Circle Cutting Attachment



CV0036

FLOW METER
Included in the box

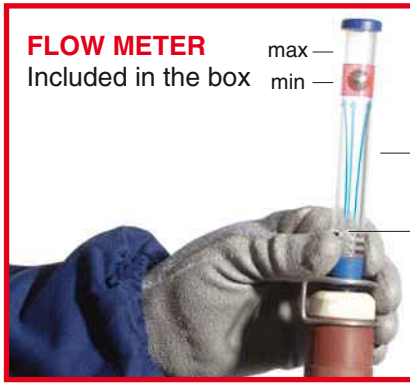

test the airflow of your torch before use



EN 60974-7

All trademarks are of exclusive property of the respective companies. Data and images are indicative and may be changed in any time without notice.

PR0017



PE0007





Ø	Cu	
0,8	PD0019-08	40A
1,0	PD0019-10	50A
1,2	PD0019-12	60A

Ø	Cu	
1,0	**PD0015-10**	50A
1,2	PD0015-12	60A

Ø	Cu	
0,65	PD0088-06	20A
0,8	PD0088-08	40A
1,0	PD0088-10	50A
1,1	PD0088-11	60A
1,2	PD0088-12	70A

PR0065

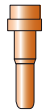

PE0007



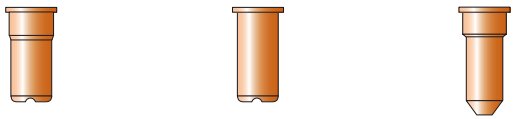

Ø	Cu	
0,98	PD0085-98	50A

Ø	Cu	
1,0	PD0063-10	50A
1,1	PD0063-11	60A
1,2	PD0063-12	70A

Ø	Cu	
1,0	PD0014-10	50A

PC0003



CV0037



Black handle

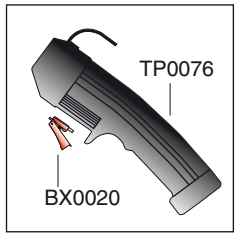

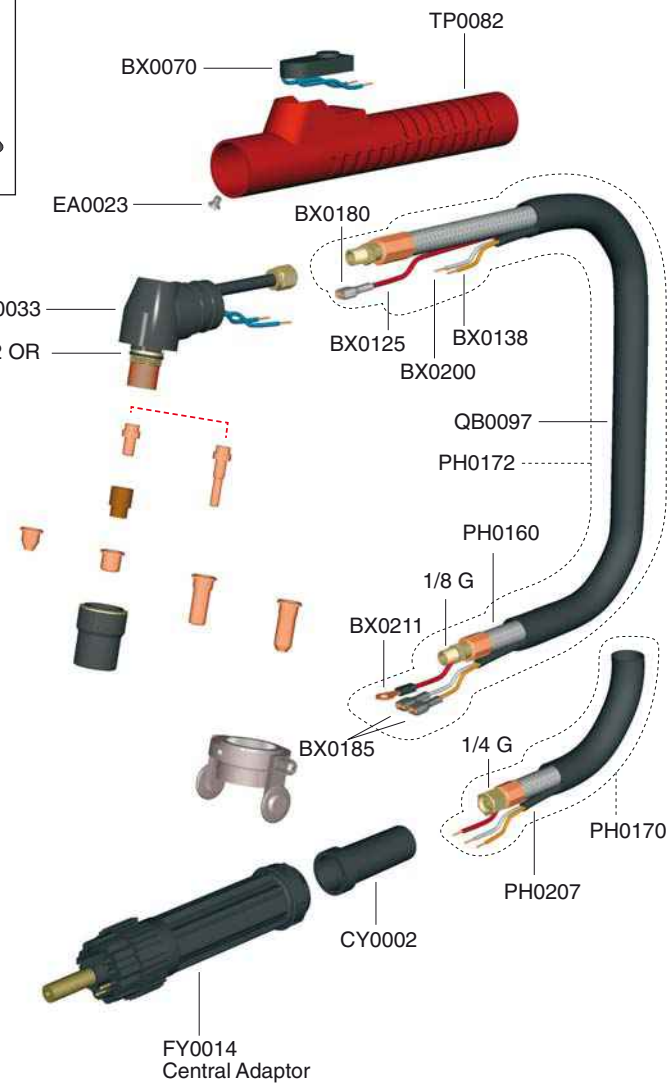

STANDARD

Copyright © 2012 Trafimet Spa
Edition 08/2012

All trademarks are of exclusive property of the respective companies.
Data and images are indicative and may be changed in any time without notice.

PLASMA **CB 70**

Plasma cutting

PA1270	6m	1/8 G
PA1272	6m	Central Adaptor

HF

6 m

0.6 Kg

1 m

V peak	500		5 bar		170 l/min
X 60%	70A	X 100%	50A		18÷24 mm

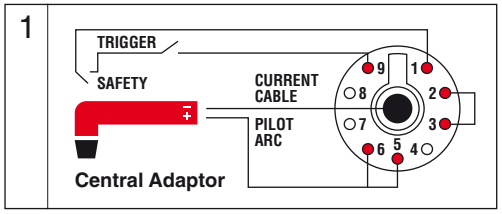





Circle Cutting Attachment

CV0074

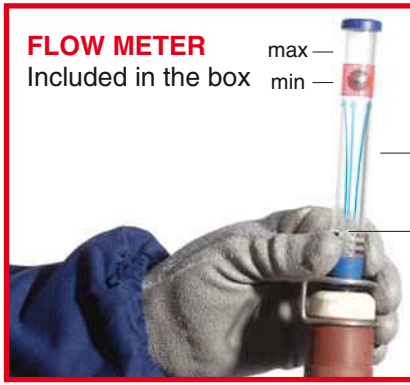

FLOW METER
Included in the box

max
min
CV0086
PD0088-12

test the airflow of your torch before use



1/8 Gas



Central

EN 60974-7

All trademarks are of exclusive property of the respective companies. Data and images are indicative and may be changed in any time without notice.

FH0211



PR0063



PE0007





Ø	Cu	
0,65	PD0088-06	20A
0,8	PD0088-08	40A
1,0	PD0088-10	50A
1,1	PD0088-11	60A
1,2	**PD0088-12**	70A

FH0215



PR0064

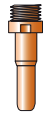

PE0007



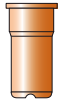

Ø	Cu	
0,98	PD0085-98	50A

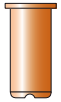

Ø	Cu	
1,0	PD0063-10	50A
1,1	PD0063-11	60A
1,2	PD0063-12	70A

PC0032



CV0010 | CV1117 | CV0073

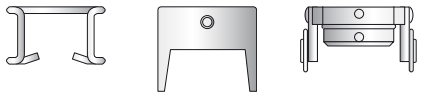

Black handle



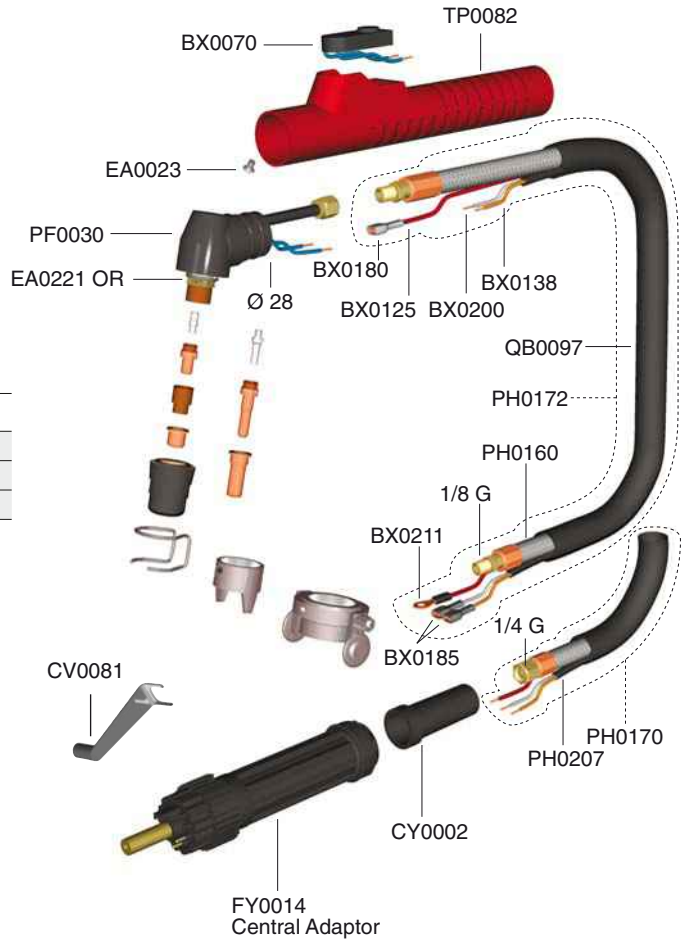

STANDARD

Copyright © 2012 Trafimet Spa
Edition 08/2012

All trademarks are of exclusive property of the respective companies.
Data and images are indicative and may be changed in any time without notice.

PLASMA **CB 100**

Plasma cutting

PA1230	6m	1/8 G
PA1232	6m	Central Adaptor

HF | 6 m | 0.8 Kg | 1 m

V peak	500		5 bar		180 l/min
X 60%	100A	X 100%	70A		24÷30 mm



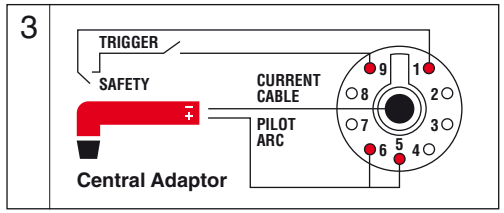

Circle Cutting Attachment



CV0022

FLOW METER
Included in the box

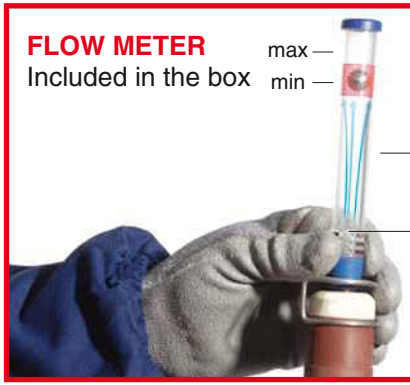

test the airflow of your torch before use



1/8 Gas



Central

EN 60974-7

All trademarks are of exclusive property of the respective companies. Data and images are indicative and may be changed in any time without notice.

FH0214

PR0045

PE0009

Ø	Cu	
1,4	PD0025-14	100A
1,6	PD0025-16	130A
1,8	PD0025-18	150A

PC0038 Long Life

CV0009

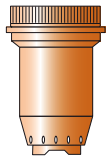

DRAG

Ø	Cu	
1,1	PD0030-11	60A

PC0038 Long Life

CV0008



CONTACT CUTTING

PR0034

PE0009

Ø	Cu	
1,3	PD0028-13	100A
1,6	PD0028-16	130A
1,8	PD0028-18	150A

PC0038 Long Life

CV0038

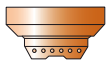

DRAG

Ø	Cu	
1,1	PD0026-11	60A
1,3	**PD0026-13**	100A
16	PD0026-16	130A
18	PD0026-18	150A
2,4	PD0026-24	gouging
3,0	PD0026-30	gouging

PC0037 Long Life

CV0011	CV0012	CV0021	CV0013

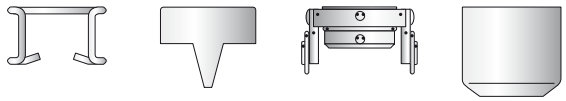

GOUGING

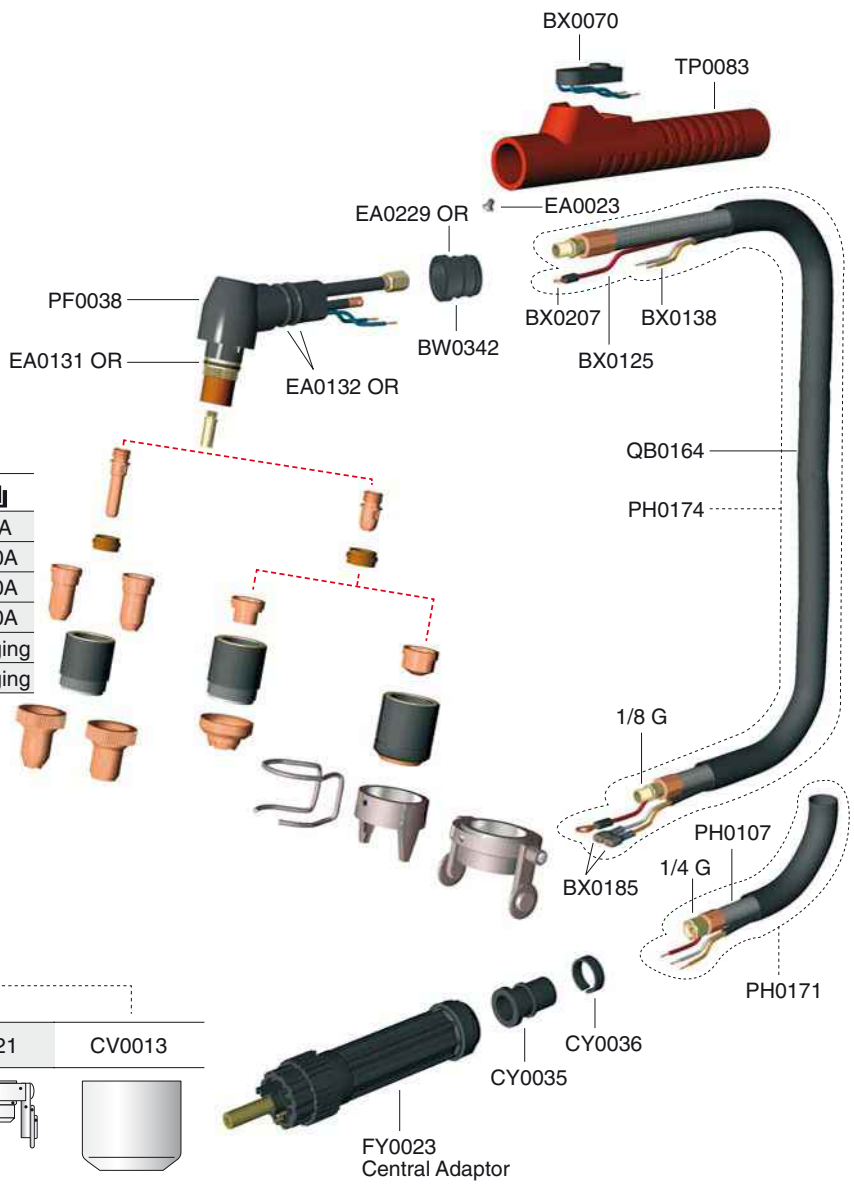

STANDARD

Copyright © 2012 Trafimet Spa
Edition 08/2012

All trademarks are of exclusive property of the respective companies.
Data and images are indicative and may be changed in any time without notice.

PLASMA **CB 100** (removable insulator)

Plasma cutting

red	PA1387	6m	1/8 G
	PA1383	6m	Central Adaptor
black	PA1381	6m	1/8 G
	PA1382	6m	Central Adaptor

HF | 6 m | 0.8 Kg | 1 m

V peak	500		5 bar		180 l/min
X 60%	100A	X 100%	70A		24÷30 mm

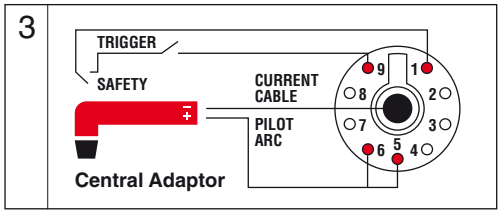



Circle Cutting Attachment



CV0022

FLOW METER
Included in the box

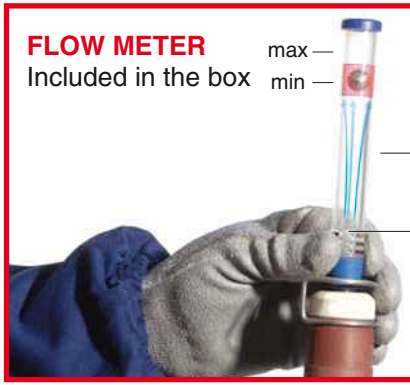

test the airflow of your torch before use



1/8 Gas



Central

EN 60974-7

All trademarks are of exclusive property of the respective companies. Data and images are indicative and may be changed in any time without notice.

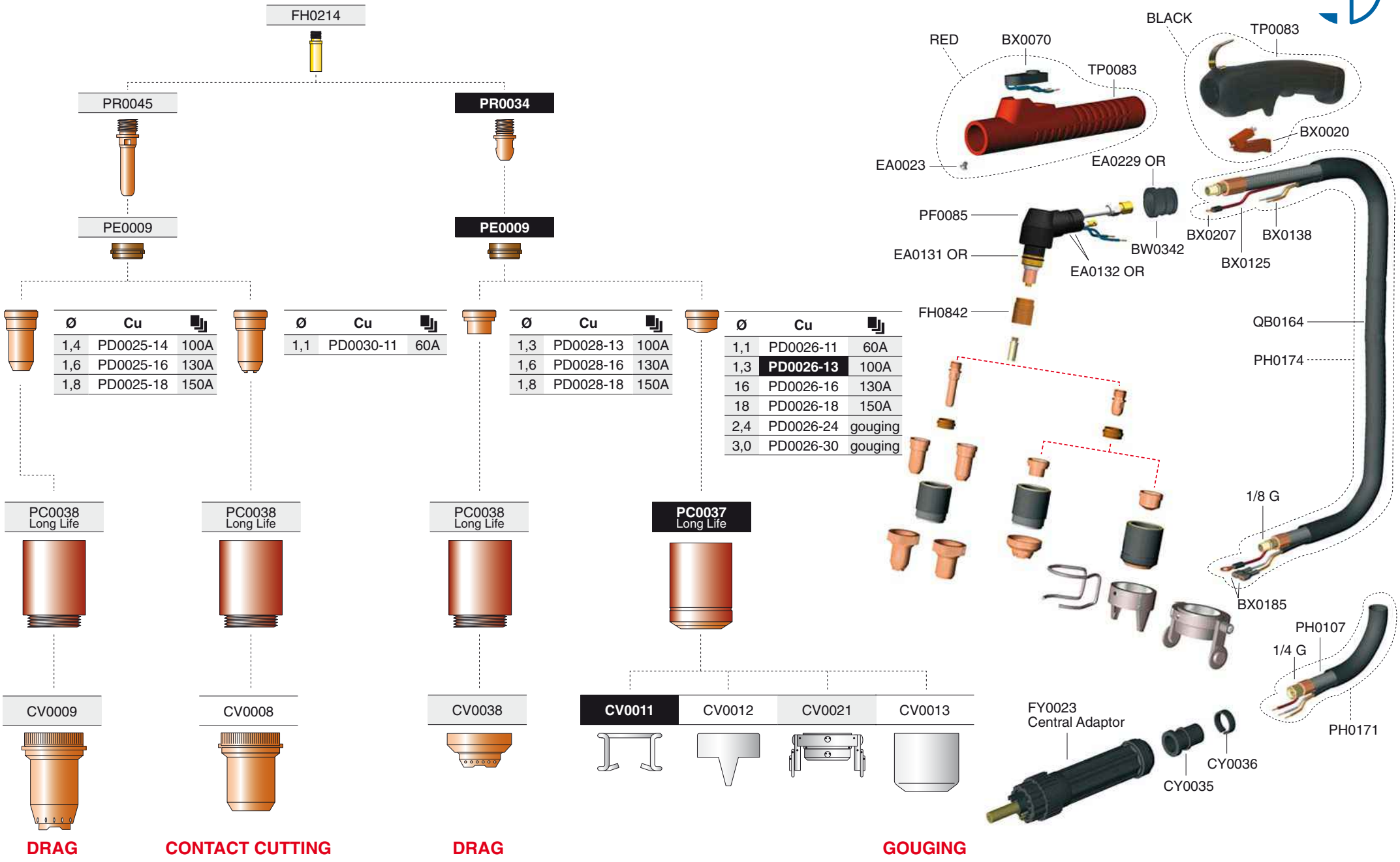

Copyright © 2012 Trafimet Spa
Edition 08/2012

All trademarks are of exclusive property of the respective companies.
Data and images are indicative and may be changed in any time without notice.

PLASMA **CB 150**

Plasma cutting

PA1245	6m	1/8 G
PA1247	6m	Central Adaptor

HF | 6 m | 0.8 Kg | 1 m

V peak	500		5 bar		200 l/min
X 60%	150A	X 100%	110A		35÷40 mm



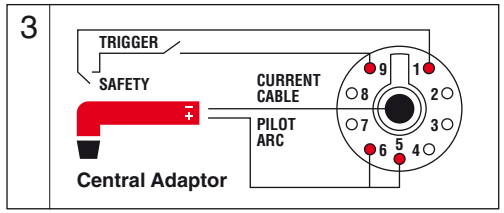

Circle Cutting Attachment



CV0022

FLOW METER
Included in the box

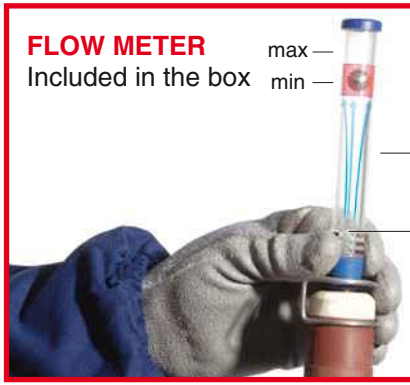

test the airflow of your torch before use



1/8 Gas



Central

EN 60974-7

All trademarks are of exclusive property of the respective companies. Data and images are indicative and may be changed in any time without notice.

FH0213

PR0045

PE0009

Ø	Cu	
1,4	PD0025-14	100A
1,6	PD0025-16	130A
1,8	PD0025-18	150A

PC0034
Long Life

CV0009

DRAG

Ø	Cu	
1,1	PD0030-11	60A

PC0034
Long Life

CV0008

CONTACT CUTTING

PR0034

PE0009

Ø	Cu	
1,3	PD0028-13	100A
1,6	PD0028-16	130A
1,8	PD0028-18	150A

PC0034
Long Life

CV0038

DRAG

Ø	Cu	
1,1	PD0026-11	60A
1,3	PD0026-13	100A
16	**PD0026-16**	130A
18	PD0026-18	150A
2,4	PD0026-24	gouging
3,0	PD0026-30	gouging

PC0002
Long Life

CV0011	CV0012	CV0021	CV0013

GOUGING

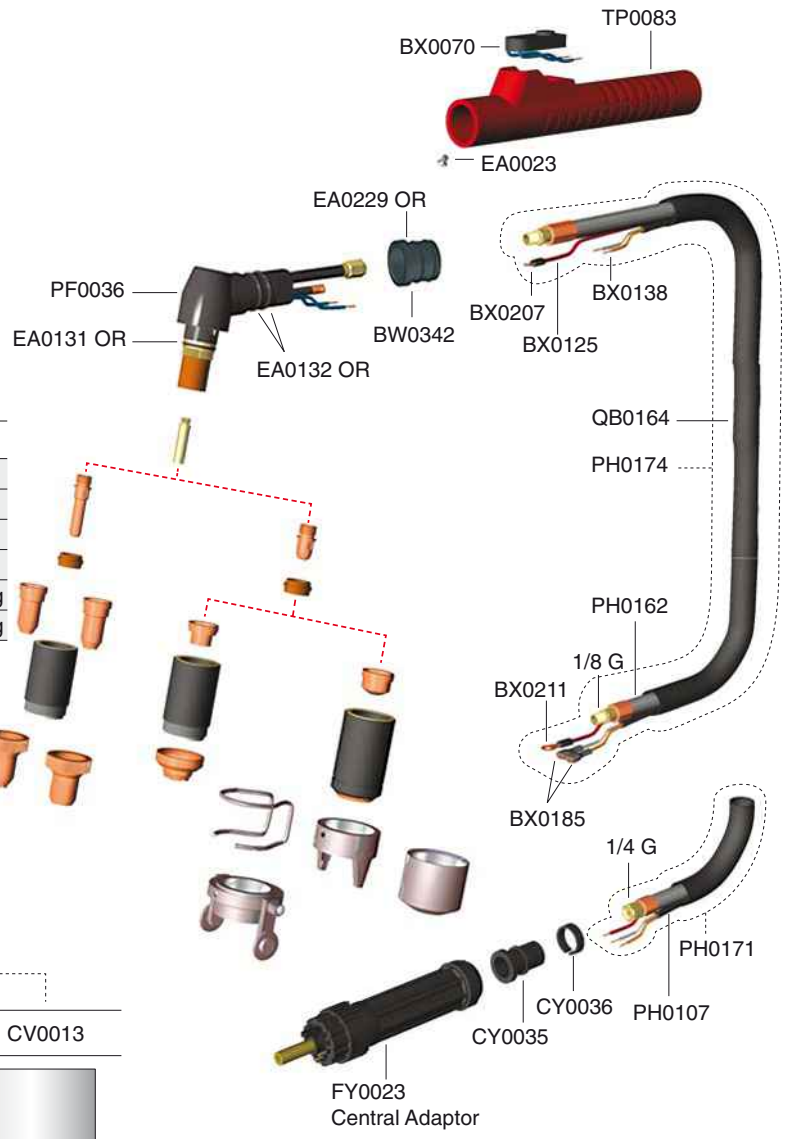

STANDARD

Copyright © 2012 Trafimet Spa
Edition 08/2012

All trademarks are of exclusive property of the respective companies.
Data and images are indicative and may be changed in any time without notice.

PLASMA **CB 150** (removable insulator)

Plasma cutting

red	PA1392	6m	1/8 G
	PA1393	6m	Central Adaptor
black	PA1395	6m	1/8 G
	PA1397	6m	Central Adaptor

HF | 6 m | 0.8 Kg | 1 m

V peak	500		5 bar		200 l/min
X 60%	150A	X 100%	110A		35÷40 mm

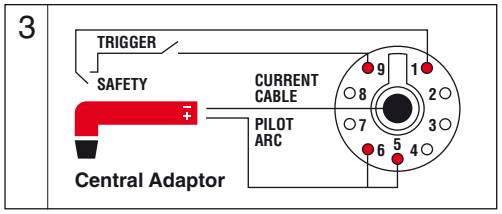



Circle Cutting Attachment



CV0022

FLOW METER
Included in the box

test the airflow of your torch before use



1/8 Gas



Central

EN 60974-7

All trademarks are of exclusive property of the respective companies. Data and images are indicative and may be changed in any time without notice.

FH0213

PR0045

PE0009

Ø	Cu	
1,4	PD0025-14	100A
1,6	PD0025-16	130A
1,8	PD0025-18	150A

PC0034 Long Life

CV0009



DRAG

Ø	Cu	
1,1	PD0030-11	60A

PC0034 Long Life

CV0008



CONTACT CUTTING

PR0034

PE0009

Ø	Cu	
1,3	PD0028-13	100A
1,6	PD0028-16	130A
1,8	PD0028-18	150A

PC0034 Long Life

CV0038

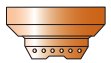

DRAG

Ø	Cu	
1,1	PD0026-11	60A
1,3	PD0026-13	100A
16	**PD0026-16**	130A
18	PD0026-18	150A
2,4	PD0026-24	gouging
3,0	PD0026-30	gouging

PC0002 Long Life

CV0011 | CV0012 | CV0021 | CV0013

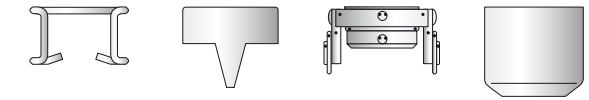

GOUGING

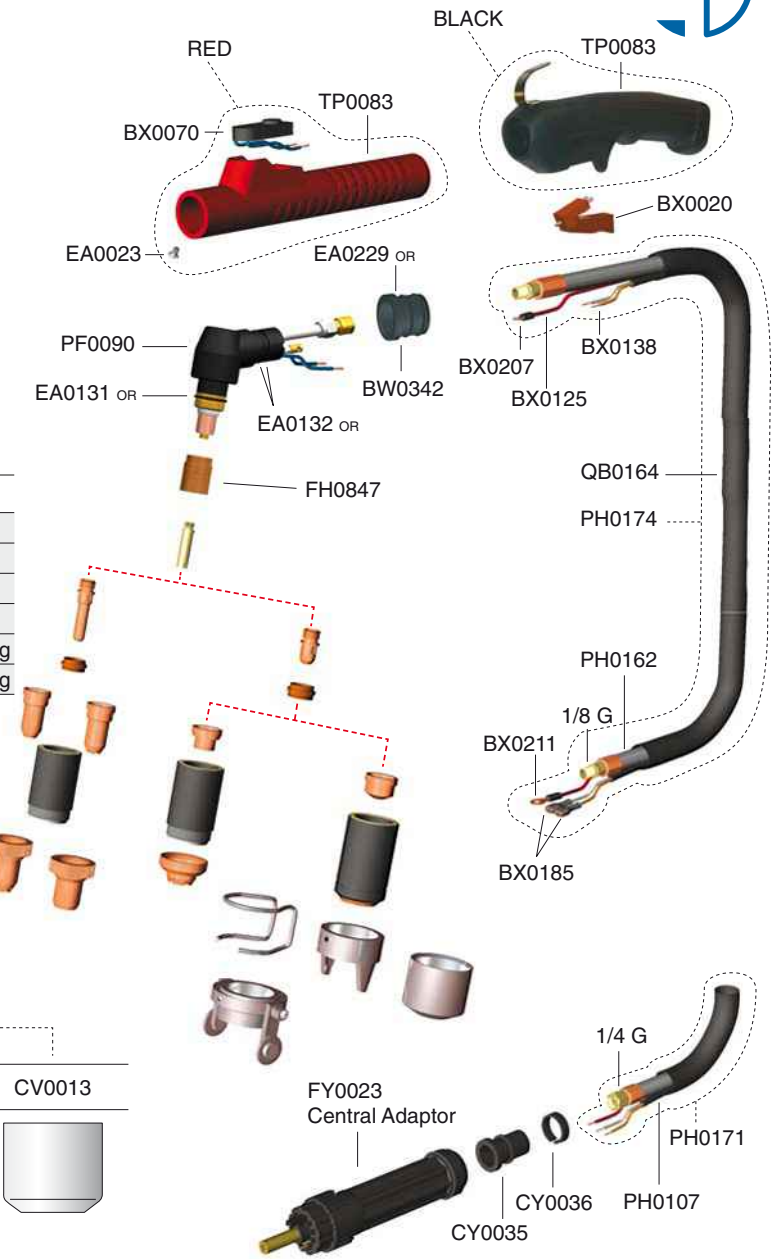

STANDARD

Copyright © 2012 Trafimet Spa
Edition 08/2012

All trademarks are of exclusive property of the respective companies.
Data and images are indicative and may be changed in any time without notice.

AUTOCUT **S 45P**

Plasma cutting

PA1580	6m	1/4 G
PA1581	6m	Central Adaptor

NO HF

6 m

0.6 Kg

1 m

V peak	500	5 bar	115 l/min
X 60%	40A	8÷12 mm	

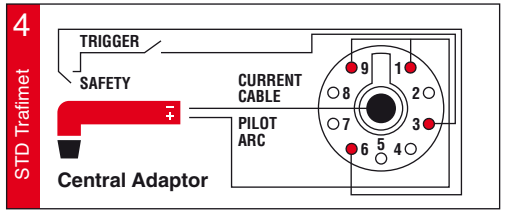

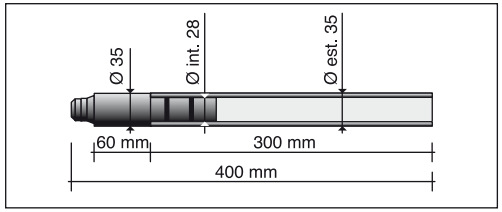



FLOW METER
Included in the box



test the airflow of your torch before use



1/4 Gas



Central

EN 60974-7

All trademarks are of exclusive property of the respective companies. Data and images are indicative and may be changed in any time without notice.

PR0110



PE0106





Ø	Cu	
0,6	PD0116-06	20A
0,8	**PD0116-08**	30A
0,9	PD0116-09	40A

PC0116





STANDARD

Copyright © 2012 Trafimet Spa
Edition 08/2012

All trademarks are of exclusive property of the respective companies.
Data and images are indicative and may be changed in any time without notice.

AUTOCUT **S 65P**

Plasma cutting

PA2210	6m	Central Adaptor
PA2211	6m	1/4 G

NO HF

6 m

0.4 Kg

1 m

V peak	500	4 bar	100 l/min
X 60%	60A	8÷20 mm	

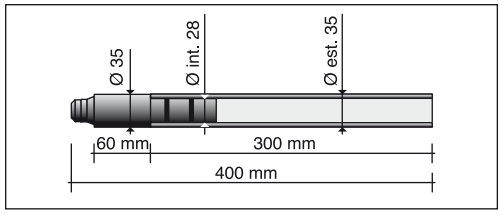



FLOW METER
Included in the box



test the airflow of your torch before use



1/4 Gas



Central

EN 60974-7

All trademarks are of exclusive property of the respective companies. Data and images are indicative and may be changed in any time without notice.

PR0098

PE0106





Ø	Cu	
0,8	PD0098-08	40A
1,0	**PD0098-10**	60A

PC0098



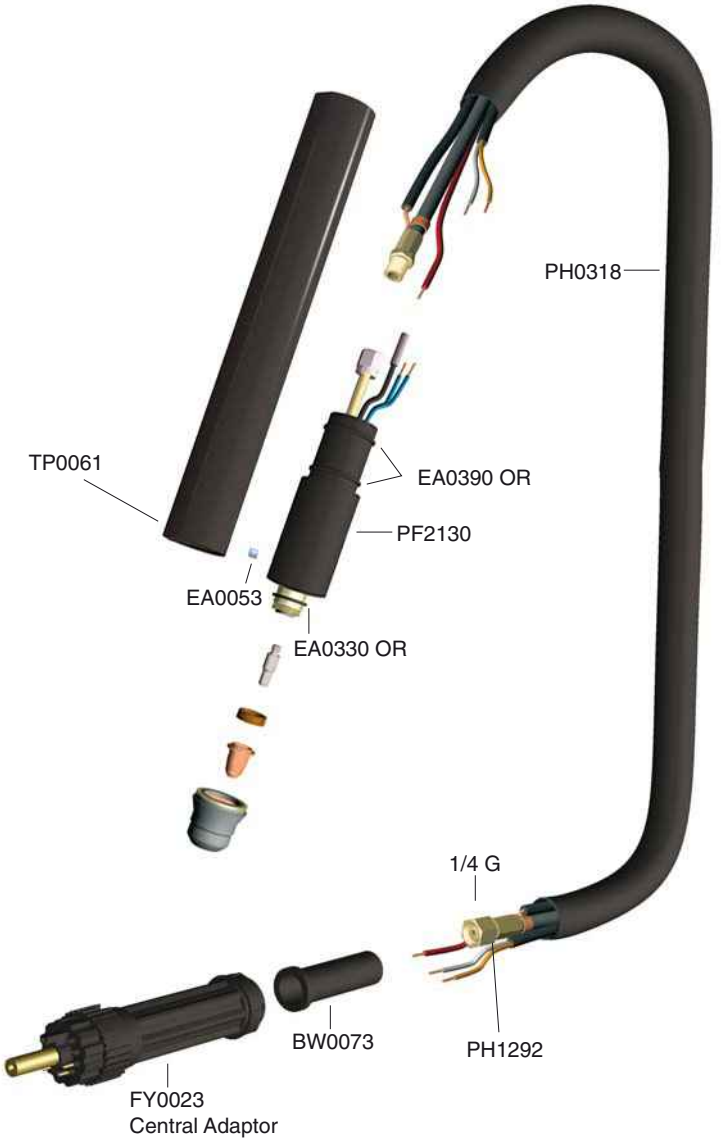

STANDARD

Copyright © 2012 Trafimet Spa
Edition 08/2012

All trademarks are of exclusive property of the respective companies.
Data and images are indicative and may be changed in any time without notice.

AUTOCUT **S 75P**

Plasma cutting

PA1620	6m	Central Adaptor
PA1621	6m	1/4 G

NO HF

6 m

0.6 Kg

1 m

V peak	500		5 bar		150 l/min
X 60%	70A	X 100%	50A		18÷23 mm

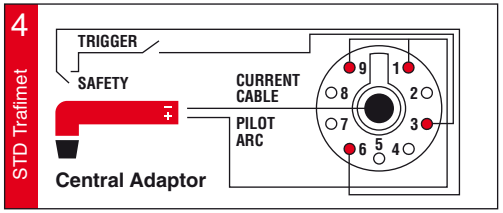

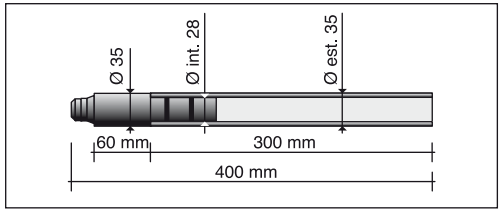



FLOW METER
Included in the box



test the airflow of your torch before use



1/4 Gas



Central

EN 60974-7

All trademarks are of exclusive property of the respective companies. Data and images are indicative and may be changed in any time without notice.

FH0647

PR0117



PE0112





Ø	Cu	
1,0	**PD0114-10**	50A
1,2	PD0114-12	70A

PC0114



CV0076



Repair kit
PT0030

Oring
EA0223
EA0390

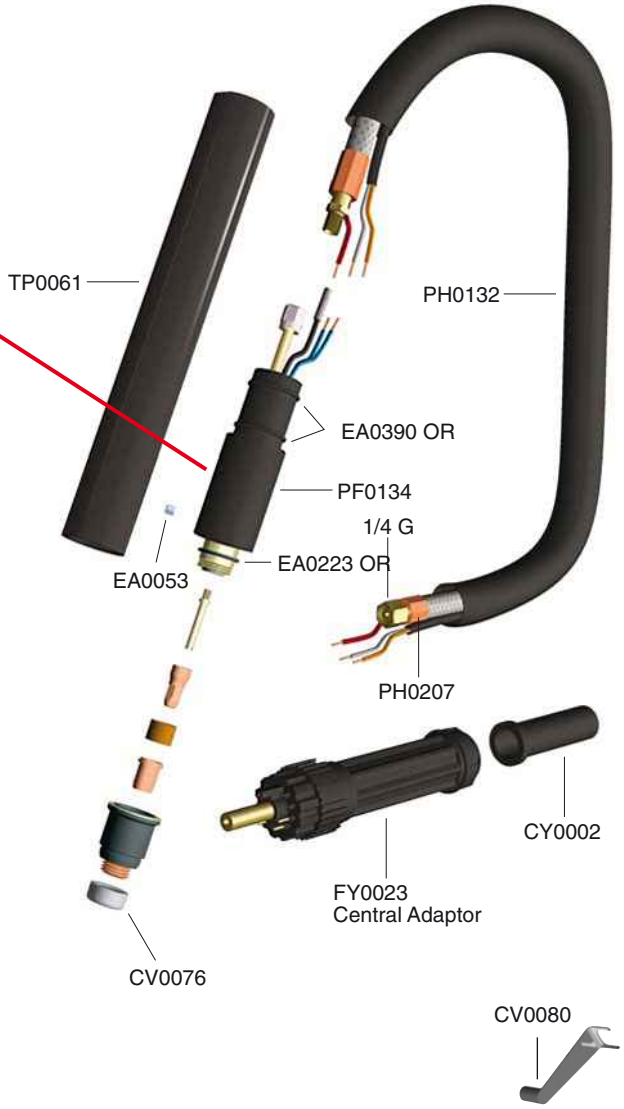

STANDARD

Copyright © 2012 Trafimet Spa
Edition 08/2012

All trademarks are of exclusive property of the respective companies.
Data and images are indicative and may be changed in any time without notice.

AUTOCUT **S 105P**

Plasma cutting

PA1682	6m	Central Adaptor
PA1684	6m	1/4 G

NO HF

6 m

0.9 Kg

1 m

V peak	500		4 bar		180 l/min
X 60%	100A	X 100%	70A		25÷30 mm

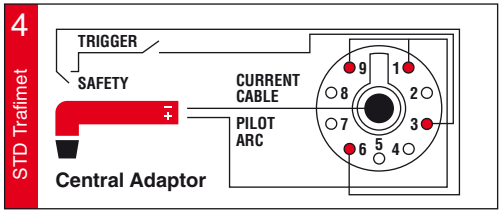

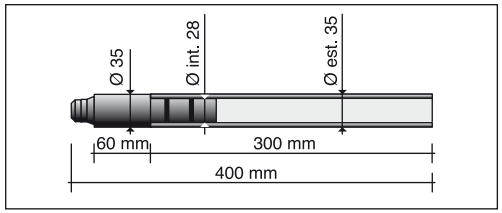



FLOW METER
Included in the box



test the airflow of your torch before use



1/4 Gas



Central

EN 60974-7

All trademarks are of exclusive property of the respective companies. Data and images are indicative and may be changed in any time without notice.

FH0647

PR0117



PE0112





Ø	Cu	
1,0	PD0119-10	50A
1,2	**PD0119-12**	70A
14	PD0119-14	100A

PC0118
Long Life

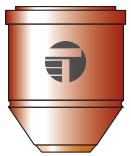



Repair kit
PT0030

Oring
EA0223
EA0390

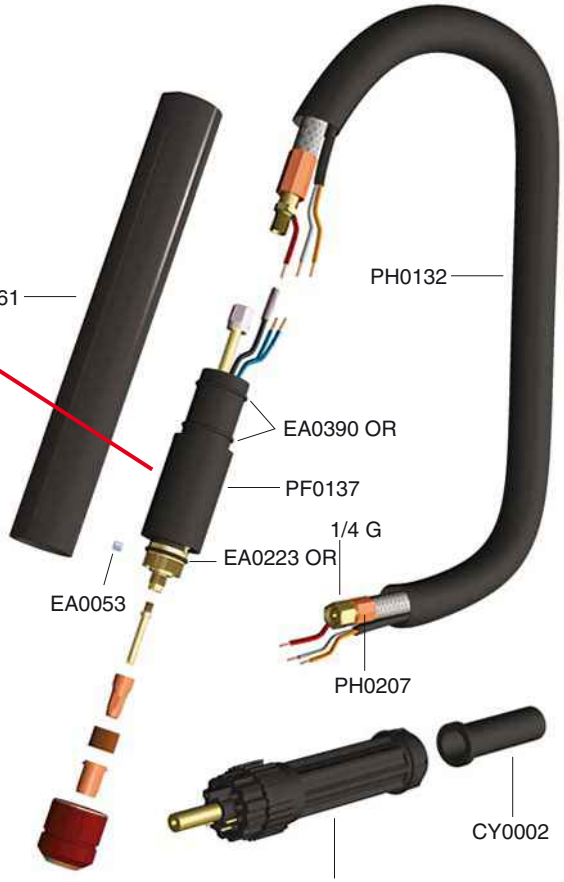



STANDARD

Copyright © 2012 Trafimet Spa
Edition 08/2012

All trademarks are of exclusive property of the respective companies.
Data and images are indicative and may be changed in any time without notice.

AUTOCUT **S 125P**

Plasma cutting

PA2260	6m	Central Adaptor
PA2261	6m	1/4 G

NO HF

6 m

0.7 Kg

1 m

V peak	500		5 bar		180 l/min
X 60%	120A	X 100%	90A		25÷35 mm



FLOW METER
Included in the box

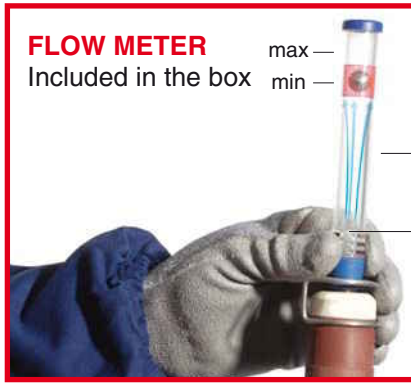

test the airflow of your torch before use



1/4 Gas



Central

EN 60974-7

All trademarks are of exclusive property of the respective companies. Data and images are indicative and may be changed in any time without notice.

FH0979

PR0179



PE0179





Ø	Cu	
1,3	PD0179-13	80A
1,5	**PD0179-15**	120A

PC0179
Long LIfe



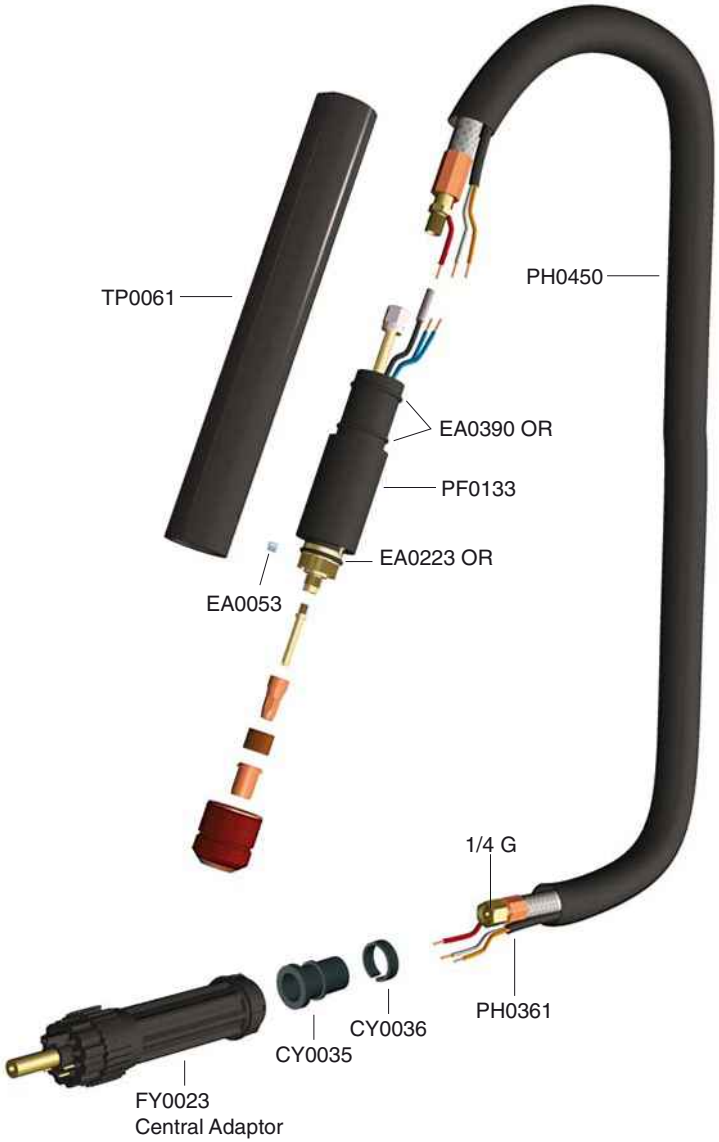

STANDARD

Copyright © 2012 Trafimet Spa
Edition 08/2012

All trademarks are of exclusive property of the respective companies.
Data and images are indicative and may be changed in any time without notice.

AUTOCUT **A 81P**

Plasma cutting

PA0180	6m	3/8 G
PA0181	6m	Central Adaptor

HF

6 m

0.6 Kg

1 m

V peak	500		4 bar		155 l/min
X 60%	80A	X 100%	60A		20÷25 mm

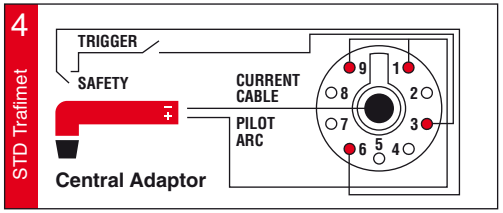

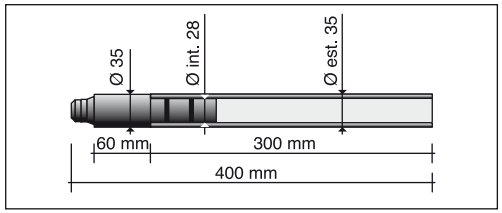



FLOW METER
Included in the box



test the airflow of your torch before use



3/8 Gas



Central

EN 60974-7

All trademarks are of exclusive property of the respective companies. Data and images are indicative and may be changed in any time without notice.

FH0560



PR0109



PE0107





Ø	Cu	
1,0	PD0105-10	50A
1,2	**PD0105-12**	80A

PC0115





Repair kit
PT0030

Oring
EA0125
EA0390

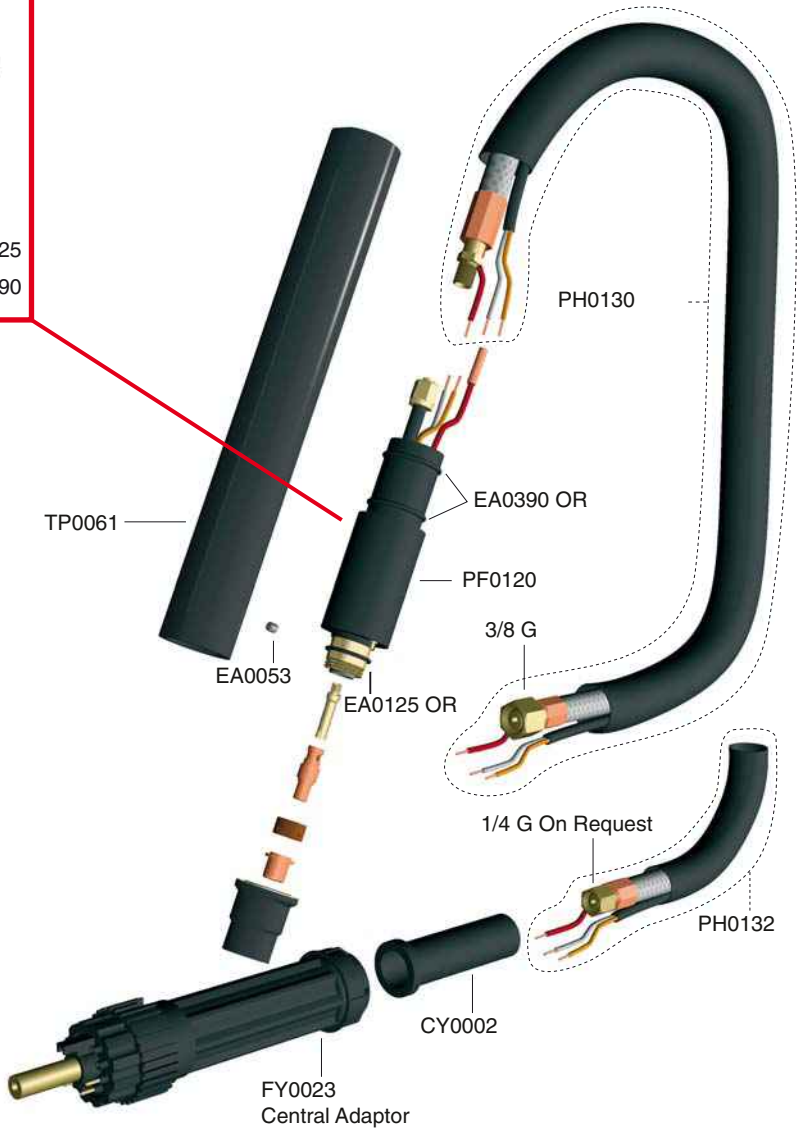

STANDARD

Copyright © 2012 Trafimet Spa
Edition 08/2012

All trademarks are of exclusive property of the respective companies.
Data and images are indicative and may be changed in any time without notice.

AUTOCUT **A 101P**

Plasma cutting

PA0110	6m	M14x1
PA0111	6m	Central Adaptor

HF | 6 m | 0.8 Kg | 1 m

V peak	500		5 bar		180 l/min
X 60%	100A	X 100%	75A		25÷30 mm

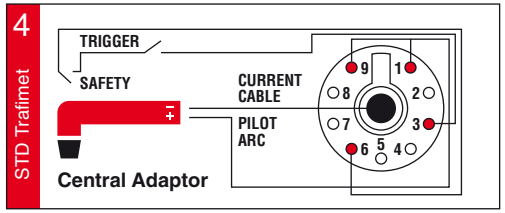

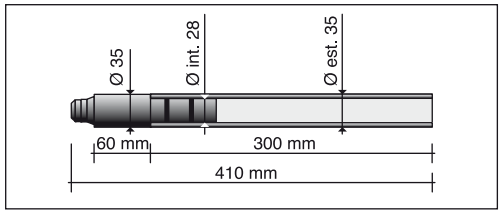



FLOW METER
Included in the box



test the airflow of your torch before use


M14x1


Central

EN 60974-7

All trademarks are of exclusive property of the respective companies. Data and images are indicative and may be changed in any time without notice.

FH0562

PR0101



PE0101





Ø	Cu	
0,8	PD0101-08	30A
1,1	PD0101-11	60A
1,4	**PD0101-14**	100A
1,7	PD0101-17	130A
1,9	PD0101-19	140A
3,0	PD0101-30	gouging

PC0111
Long Life





Repair kit
PT0030

Oring
EA0121
EA0390

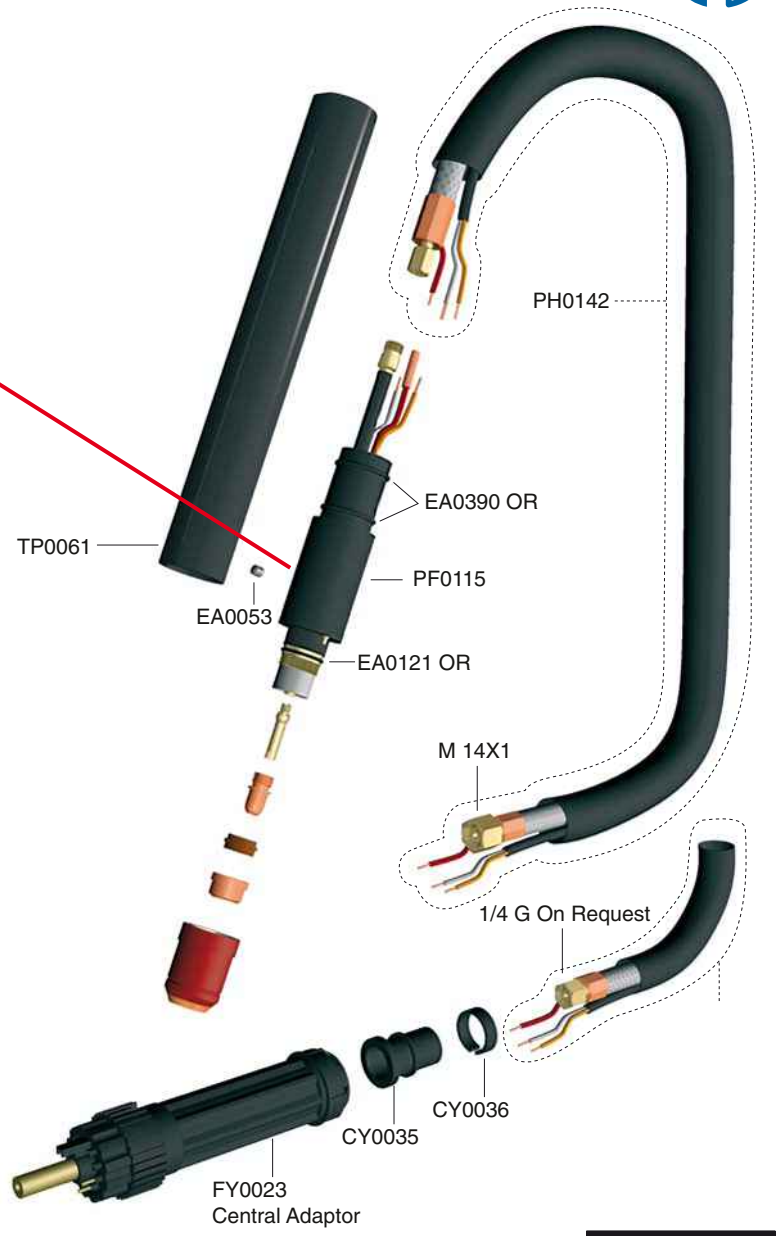

STANDARD

Copyright © 2012 Trafimet Spa
Edition 08/2012

All trademarks are of exclusive property of the respective companies.
Data and images are indicative and may be changed in any time without notice.

AUTOCUT **A 141P**

Plasma cutting

PA0103	6m	M14x1
PA0104	12m	M14x1
PA0145	6m	Central Adaptor
PA0146	12m	Central Adaptor

HF

6 m

0.8 Kg

1 m

V peak	500		5 bar		180 l/min
X 60%	100A	X 100%	75A		25÷30 mm

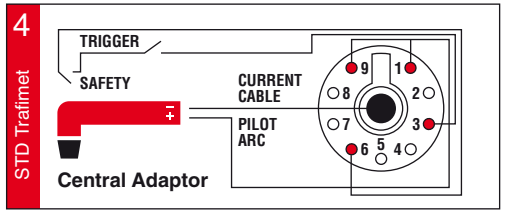

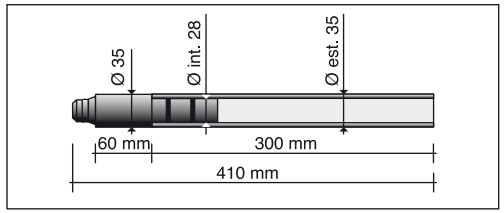



FLOW METER
Included in the box



test the airflow of your torch before use



M14x1



Central

EN 60974-7

All trademarks are of exclusive property of the respective companies. Data and images are indicative and may be changed in any time without notice.

FH0563



PR0101



PE0101





Ø	Cu	
0,8	PD0101-08	30A
1,1	PD0101-11	60A
1,4	PD0101-14	100A
1,7	**PD0101-17**	130A
1,9	PD0101-19	140A
3,0	PD0101-30	gouging

PC0102
Long Life





Repair kit
PT0030

Oring
EA0131
EA0390

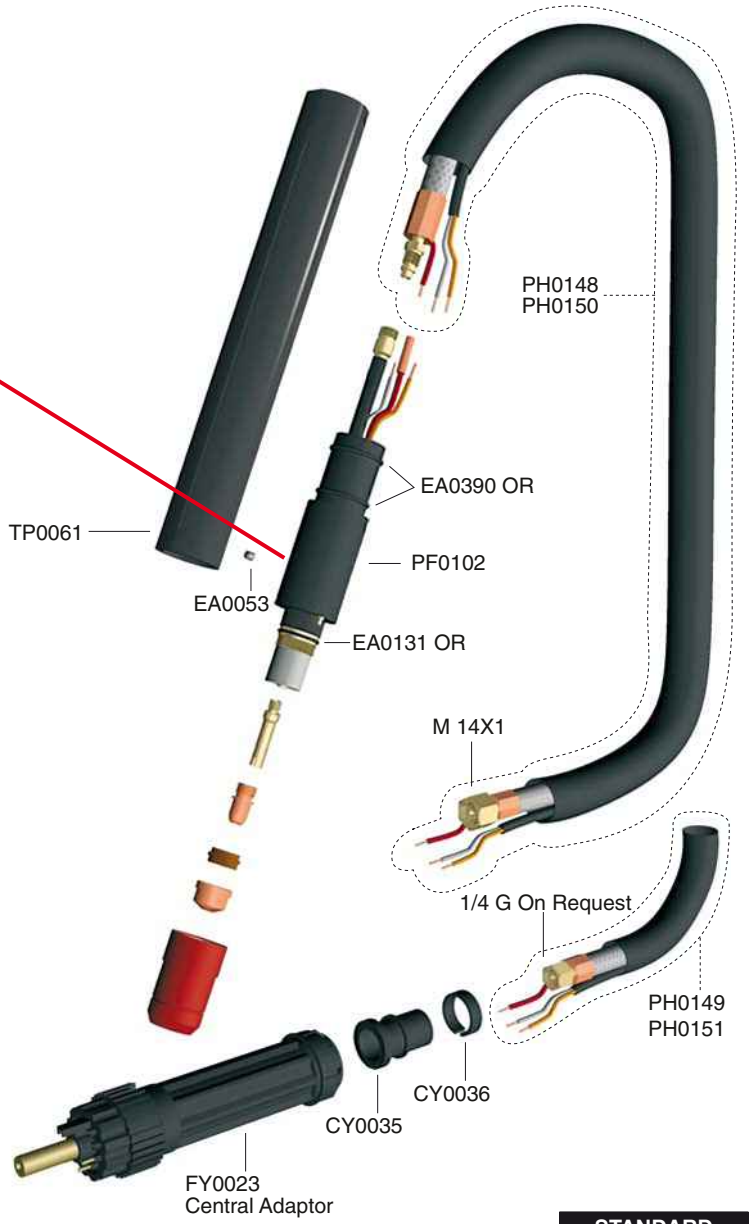

STANDARD

Copyright © 2012 Trafimet Spa
Edition 08/2012

All trademarks are of exclusive property of the respective companies.
Data and images are indicative and may be changed in any time without notice.

AUTOCUT **A 151P**

Plasma cutting

PA0127	6m	M14x1
PA0128	12m	M14x1
PA0252	6m	Central Adaptor

HF

6 - 12 m

1.1 Kg

1 m

V peak	500		5 bar		230 l/min
X 60%	150A	X 100%	120A		35÷40 mm

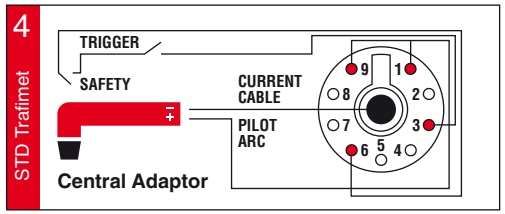

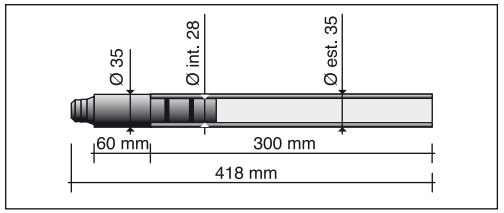



FLOW METER
Included in the box



test the airflow of your torch before use



M14x1



Central

EN 60974-7

All trademarks are of exclusive property of the respective companies. Data and images are indicative and may be changed in any time without notice.

FH0563



PR0111



PE0103





Ø	Cu	
1,1	PD0109-11	60A
1,4	PD0109-14	100A
1,6	**PD0109-16**	130A
1,8	PD0109-18	140A
3,0	PD0109-30	gouging

PC0120
Long Life

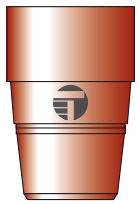



Repair kit
PT0030

Oring
EA0131
EA0390

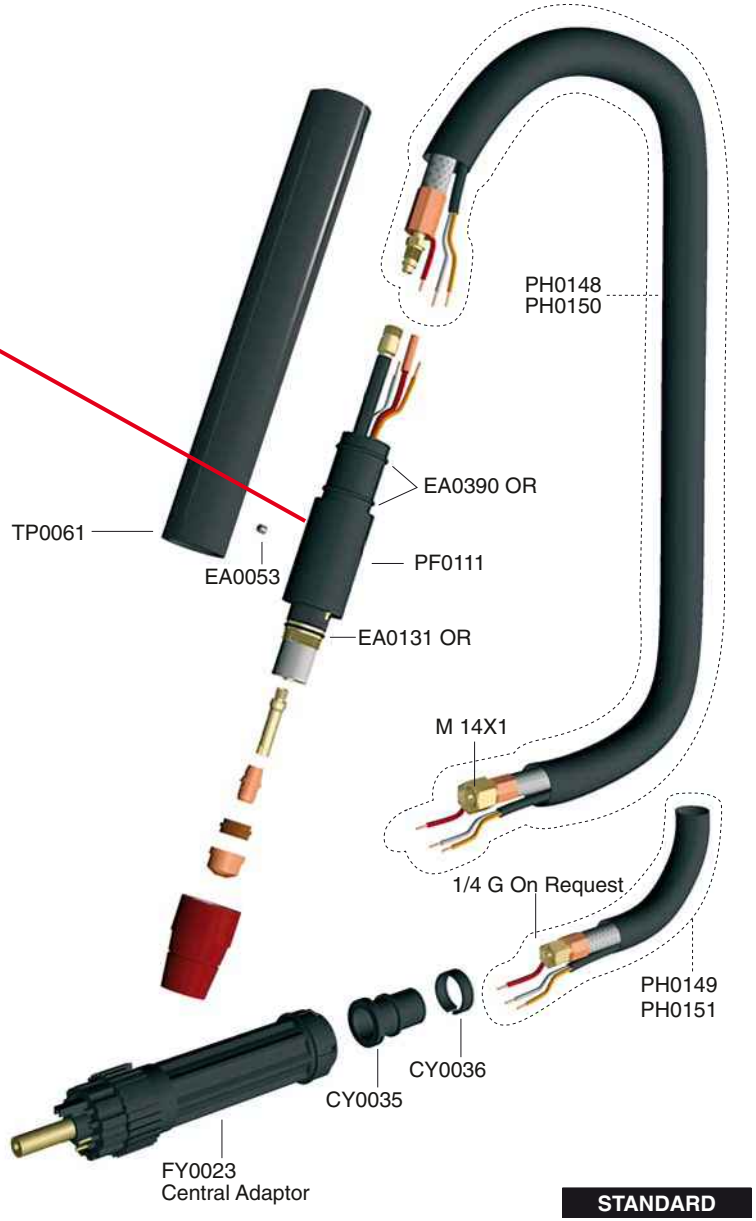

STANDARD

Copyright © 2012 Trafimet Spa
Edition 08/2012

All trademarks are of exclusive property of the respective companies.
Data and images are indicative and may be changed in any time without notice.

AUTOCUT **AW 201P**

Plasma cutting

PB0006	6m	Central Adaptor
PB0008	12m	Central Adaptor

HF

6 - 12 m

1.2 Kg

1 m

Vpeak X100% 500 200A	4 bar	50 l/min	
2÷4 bar	1.45 l/min	40÷50 mm	

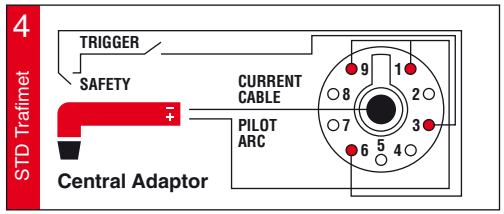

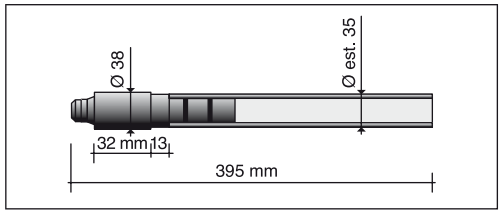



KIT
PT0008



KIT
PT0013



FLOW METER
Included in the box

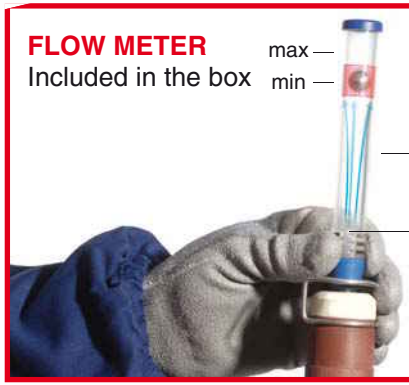

test the airflow of your torch before use



Central

EN 60974-7

All trademarks are of exclusive property of the respective companies. Data and images are indicative and may be changed in any time without notice.

Better performances and protection for your torch

UTI000157



FH0866



PR0118



PE0114





Ø	Cu	
1,0	PD0115-10	60A
1,2	PD0115-12	70A
1,4	PD0115-14	100A
1,6	PD0115-16	130A
1,8	**PD0115-18**	150A
2,0	PD0115-20	200A
3,0	PD0115-30	gouging

PC0126
Long Life

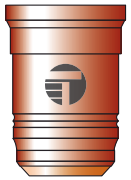

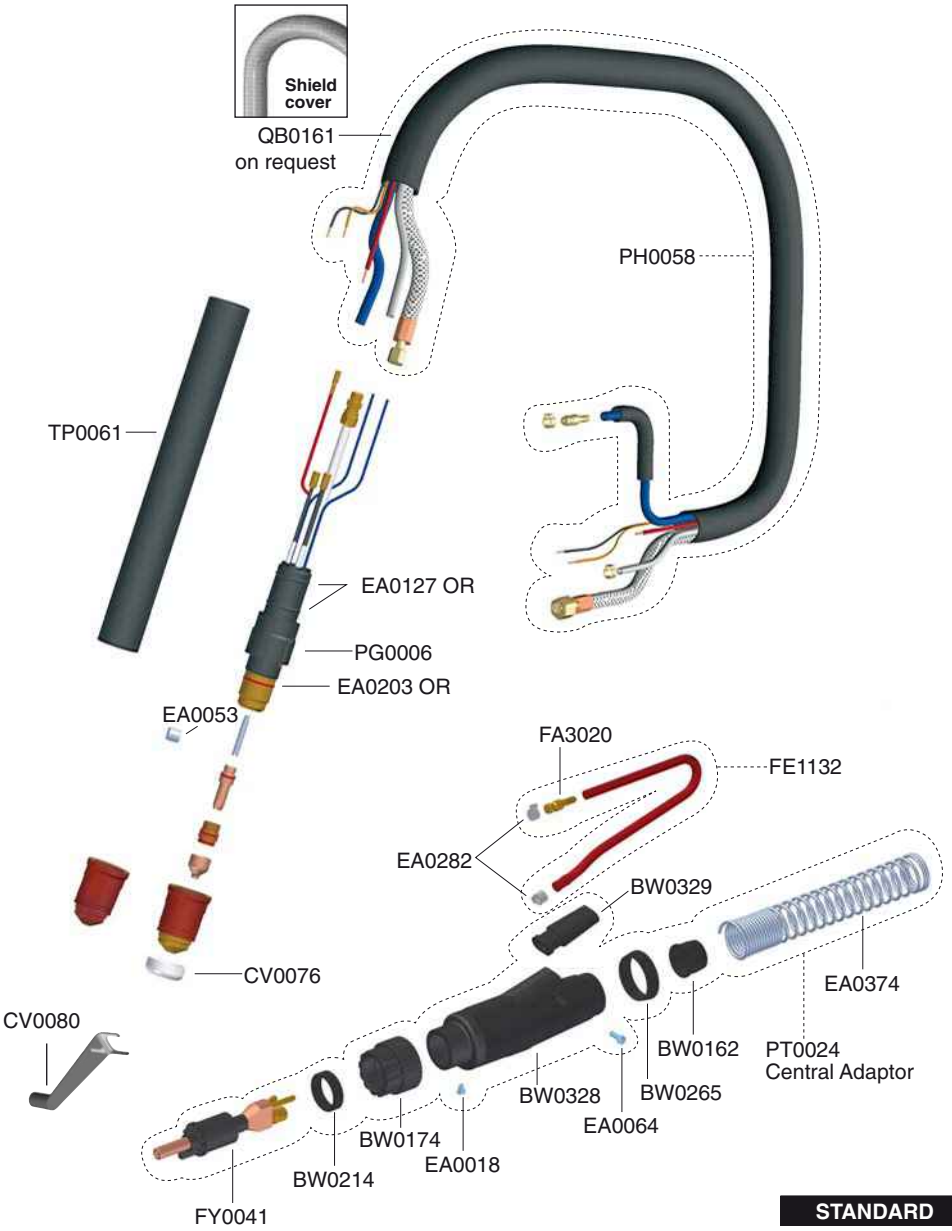

STANDARD

Copyright © 2012 Trafimet Spa
Edition 08/2012

All trademarks are of exclusive property of the respective companies.
Data and images are indicative and may be changed in any time without notice.

AUTOCUT **CB 50P**

Plasma cutting

PA1280	6m	1/8 G
PA1281	6m	Central Adaptor

HF

6 m

0.6 Kg

1 m

V peak	500		5 bar		165 l/min
X 60%	50A	X 100%	40A		10÷15 mm

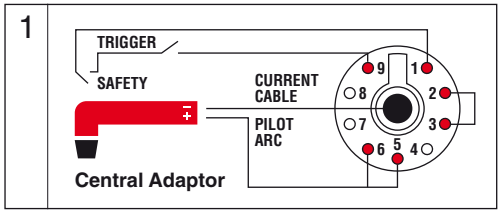

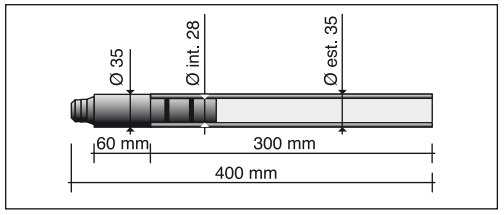



FLOW METER
Included in the box



test the airflow of your torch before use



1/8 Gas



Central

EN 60974-7

All trademarks are of exclusive property of the respective companies. Data and images are indicative and may be changed in any time without notice.

PR0017



PE0007





Ø	Cu	
1,0	**PD0015-10**	50A
1,2	PD0015-12	60A



Ø	Cu	
0,65	PD0088-06	20A
0,8	PD0088-08	40A
1,0	PD0088-10	50A
1,1	PD0088-11	60A
1,2	PD0088-12	70A

PC0003





Repair kit
PT0031

Oring
EA0202
EA0390

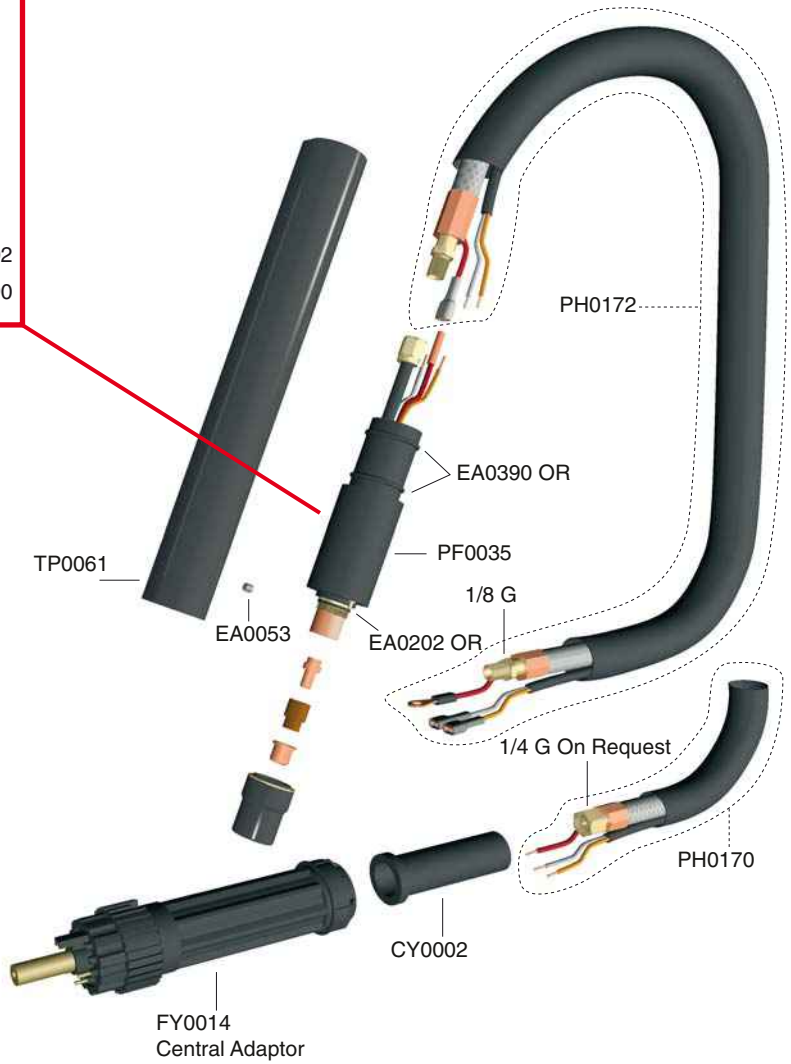

STANDARD

Copyright © 2012 Trafimet Spa
Edition 08/2012

All trademarks are of exclusive property of the respective companies.
Data and images are indicative and may be changed in any time without notice.

AUTOCUT **CB 70P**

Plasma cutting

PA1290	6m	1/8 G
PA1291	6m	Central Adaptor

HF

6 m

0.6 Kg

1 m

V peak	500		5 bar		170 l/min
X 60%	70A	X 100%	50A		18÷24 mm

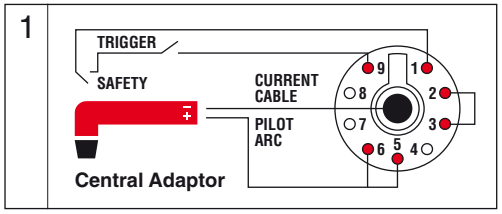

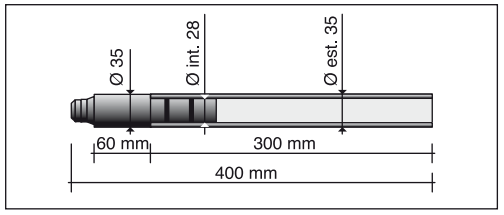



FLOW METER
Included in the box



test the airflow of your torch before use



1/8 Gas



Central

EN 60974-7

All trademarks are of exclusive property of the respective companies. Data and images are indicative and may be changed in any time without notice.

FH0211

PR0063



PE0007





Ø	Cu	
0,65	PD0088-06	20A
0,8	PD0088-08	30A
1,0	PD0088-10	50A
1,1	PD0088-11	60A
1,2	**PD0088-12**	70A

PC0032





Repair kit
PT0031

Oring
EA0221
EA0390

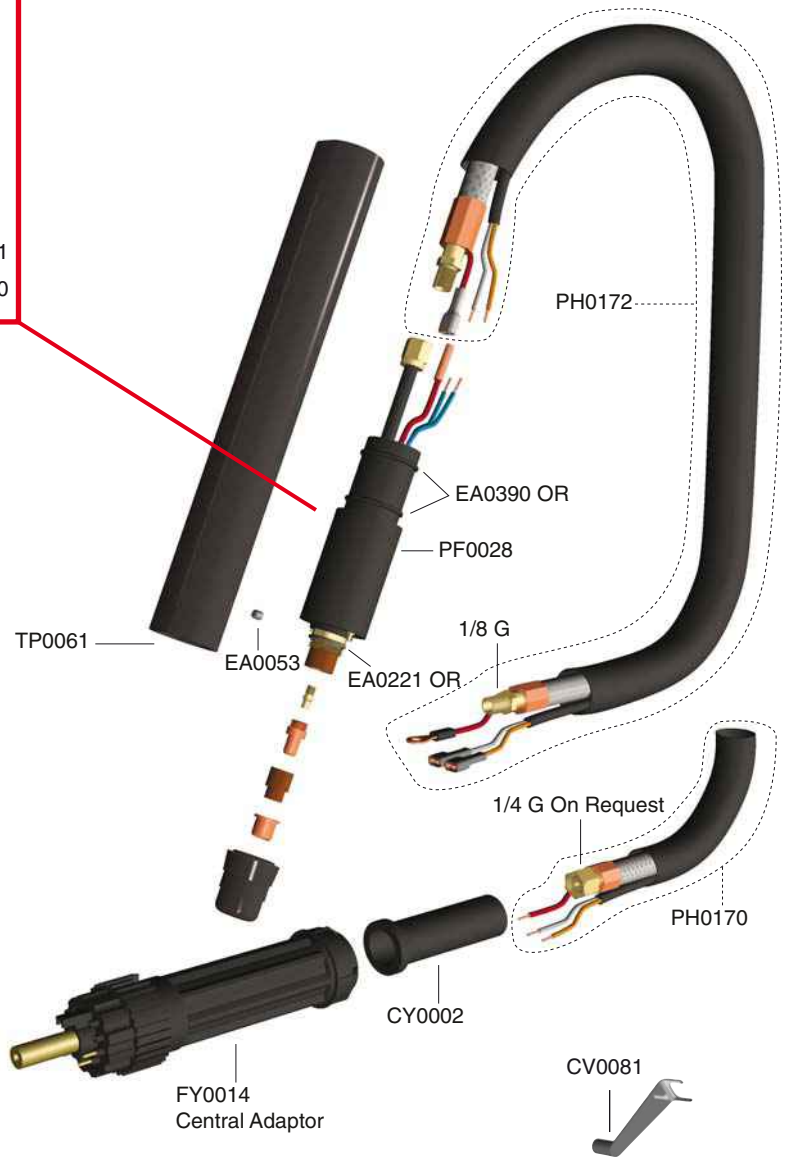

STANDARD

Copyright © 2012 Trafimet Spa
Edition 08/2012

All trademarks are of exclusive property of the respective companies.
Data and images are indicative and may be changed in any time without notice.

AUTOCUT **CB 100P**

Plasma cutting

PA1216	6m	1/8 G
PA1219	6m	Central Adaptor

HF

6 m

0.8 Kg

1 m

V peak	500		5 bar		180 l/min
X 60%	100A	X 100%	70A		24÷30 mm

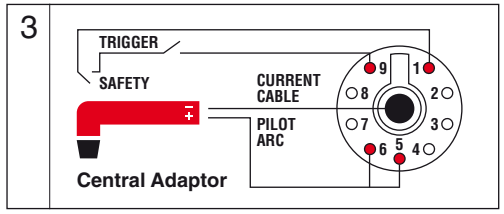

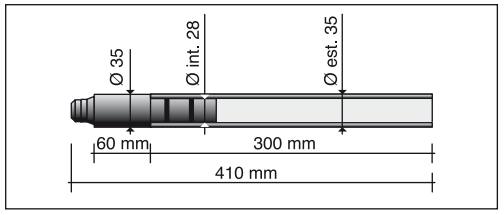



FLOW METER
Included in the box



test the airflow of your torch before use



1/8 Gas



Central

ISO 9001 EN 60974-7 CE

All trademarks are of exclusive property of the respective companies. Data and images are indicative and may be changed in any time without notice.

FH0214



PR0034



PE0009





Ø	Cu	
1,1	PD0026-11	60A
1,3	**PD0026-13**	100A
16	PD0026-16	130A
18	PD0026-18	150A
2,4	PD0026-24	gouging
3,0	PD0026-30	gouging

PC0037
Long Life





Repair kit
PT0030

Oring
EA0131
EA0390

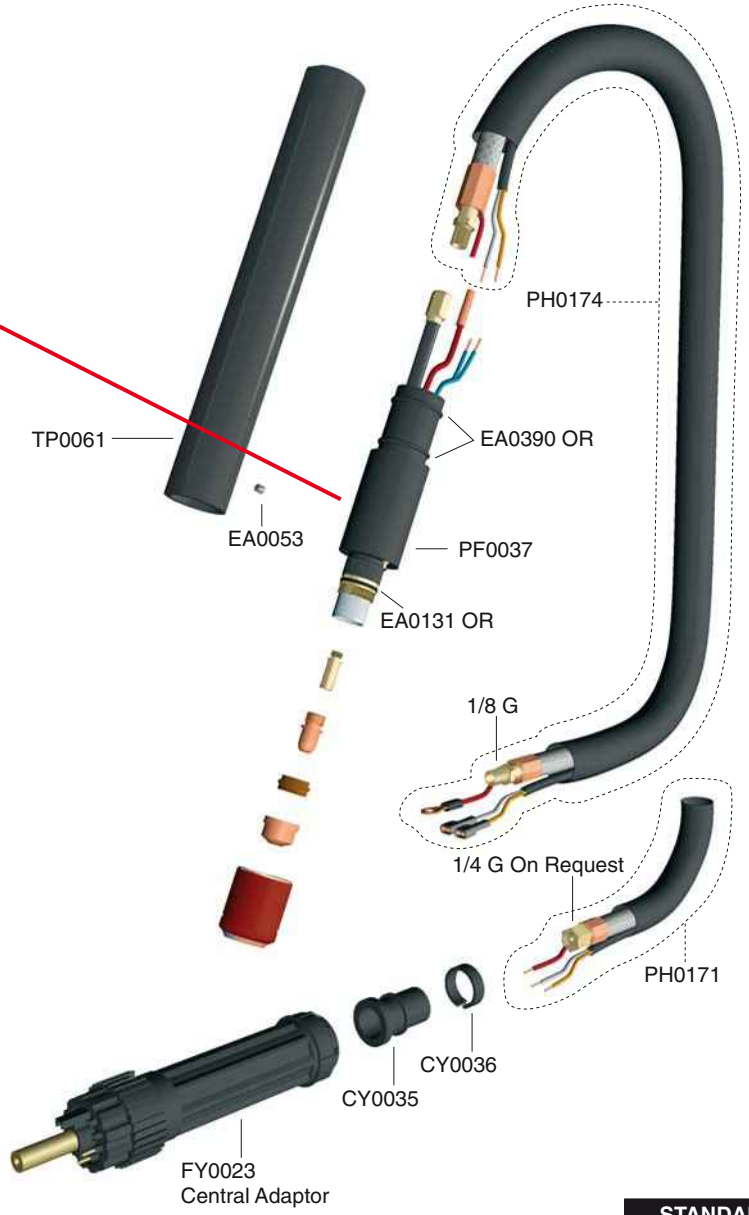

STANDARD

Copyright © 2012 Trafimet Spa
Edition 08/2012

All trademarks are of exclusive property of the respective companies.
Data and images are indicative and may be changed in any time without notice.

AUTOCUT **CB 150P**

Plasma cutting

PA1284	6m	1/8 G
PA1285	6m	Central Adaptor

HF | 6 m | 0.8 Kg | 1 m

V peak	500		5 bar		200 l/min
X 60%	150A	X 100%	110A		35÷40 mm



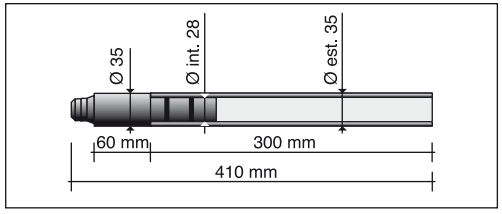

FLOW METER
Included in the box

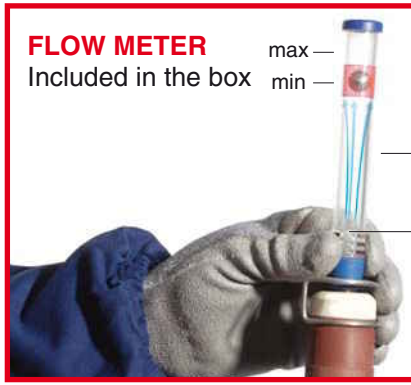

test the airflow of your torch before use


1/8 Gas


Central

ISO 9001 | EN 60974-7 | CE

All trademarks are of exclusive property of the respective companies. Data and images are indicative and may be changed in any time without notice.

FH0213



PR0034



PE0009





Ø	Cu	
1,1	PD0026-11	60A
1,3	PD0026-13	100A
16	**PD0026-16**	130A
18	PD0026-18	150A
2,4	PD0026-24	gouging
3,0	PD0026-30	gouging

PC0002
Long Life





Repair kit
PT0030

Oring
EA0131
EA0390

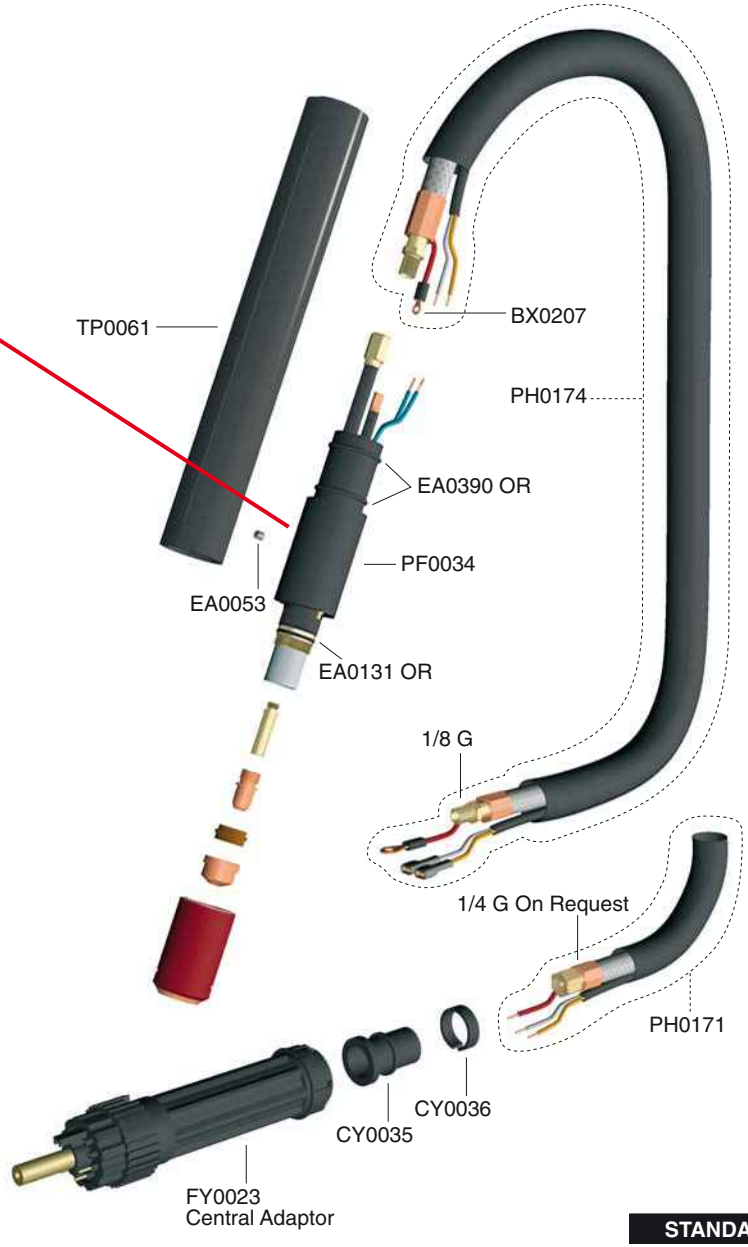

STANDARD

Copyright © 2012 Trafimet Spa
Edition 08/2012

All trademarks are of exclusive property of the respective companies.
Data and images are indicative and may be changed in any time without notice.

CENTRAL ADAPTORS



The plasma central adaptors (Trafimet patent) allows connecting rapidly and safely a torch and consists of:
- a central body in plastics on which it is possible to assemble up to 9 different contacts.
- a copper body for the passage of gas/current or air.
- an optimal insulation in high frequency connections.









The Central Adaptor shows the following features:
1 - better liner guide
2 - smaller overall dimensions of the box
3 - inclined output of the water tubes towards the torch reducing the radial overall dimensions of the connector
4 - book-like opening of the box
5 - removable internal sectioning walls to ease the input additional cables.



Safety in the central adaptor: the electric connection of the torch occurs only with the complete screwing up of the ring nut and fixing by anti-rotation block.

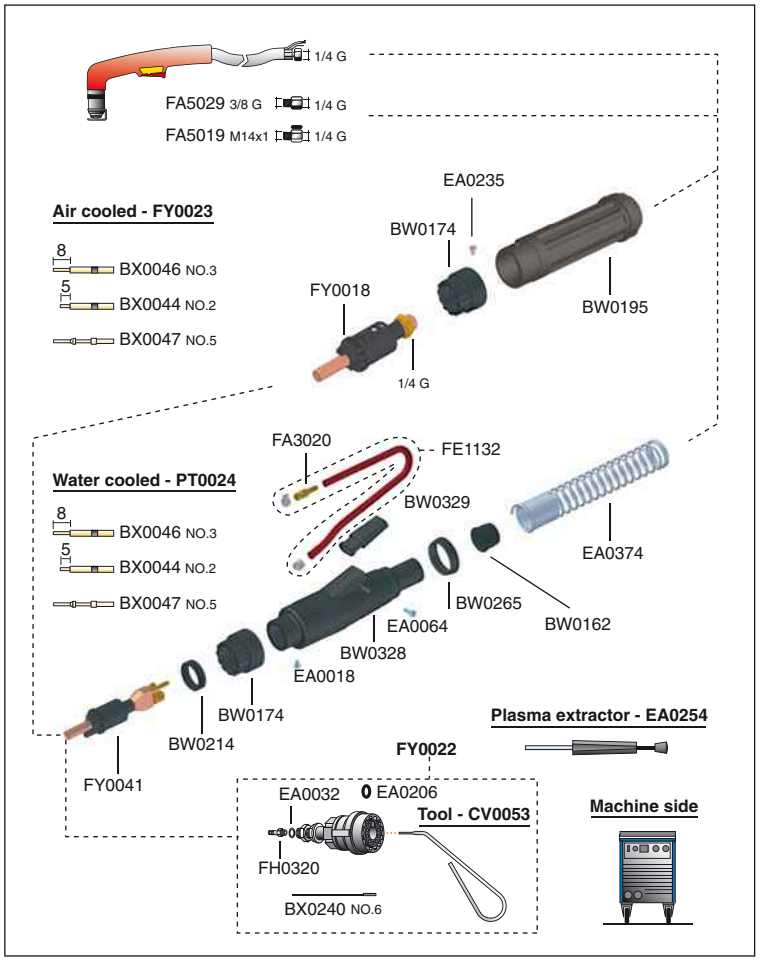

All trademarks are of exclusive property of the respective companies. Data and images are indicative and may be changed in any time without notice.

PIN CONNECTIONS

1

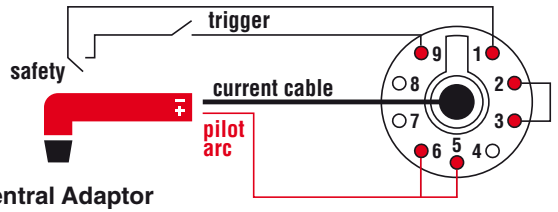

2

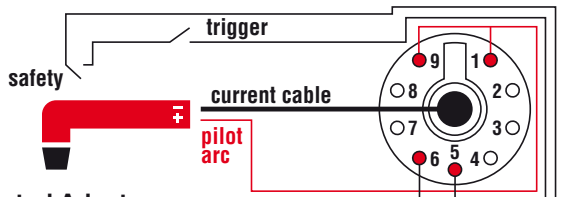

3

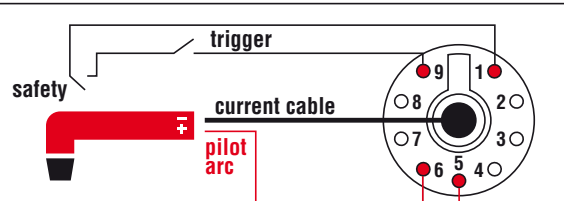

4 STD Trafimet

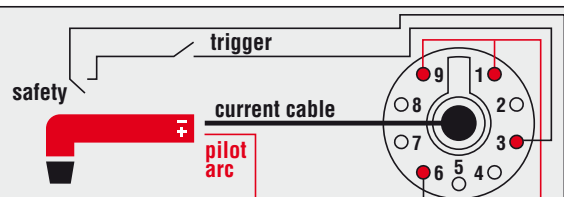

5

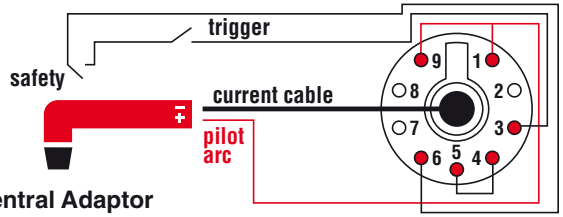

6

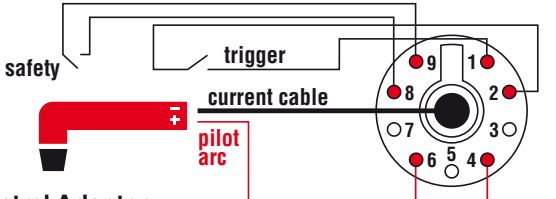

7

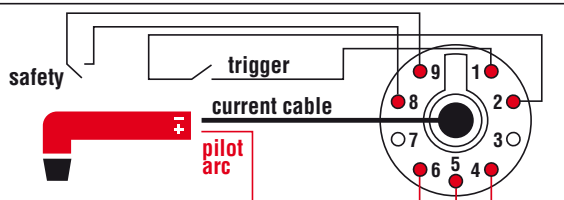

8

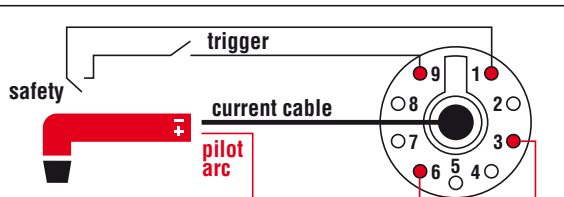

9

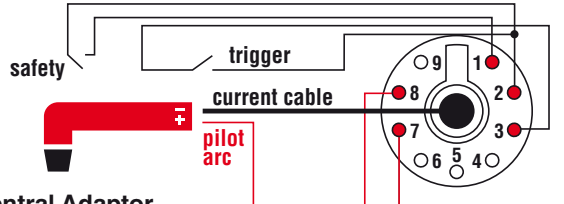

10

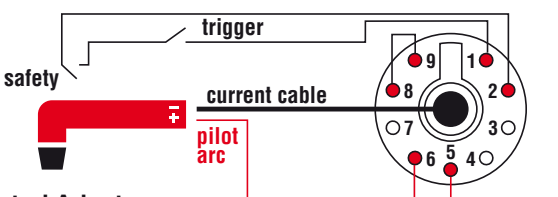

11

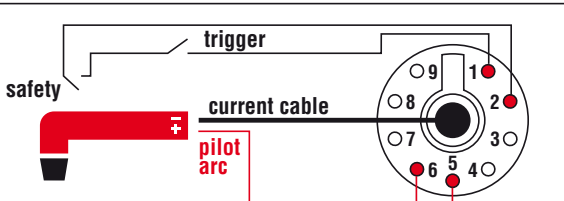

12

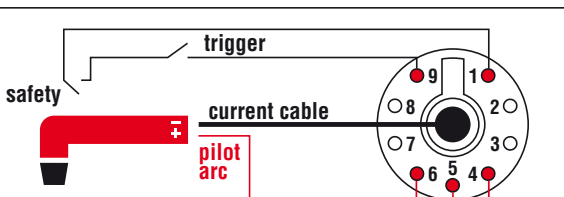

All trademarks are of exclusive property of the respective companies. Data and images are indicative and may be changed in any time without notice.

PIN CONNECTIONS

Plasma cutting

13

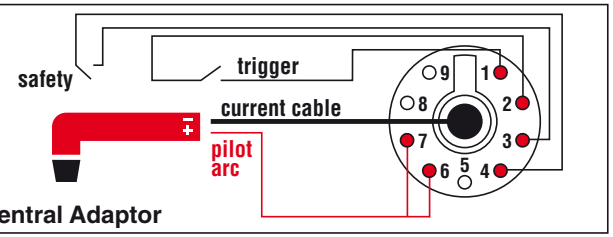

14

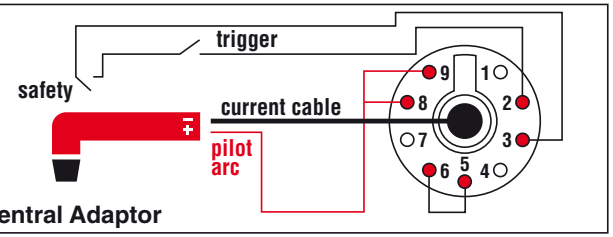

15

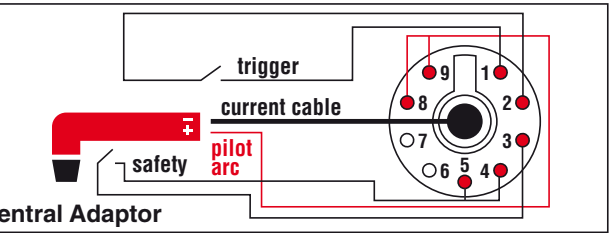

16

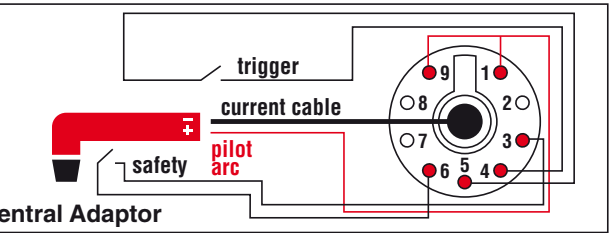

17

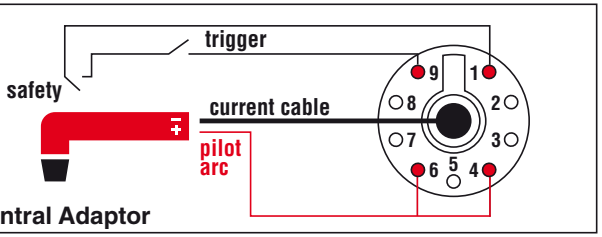

18

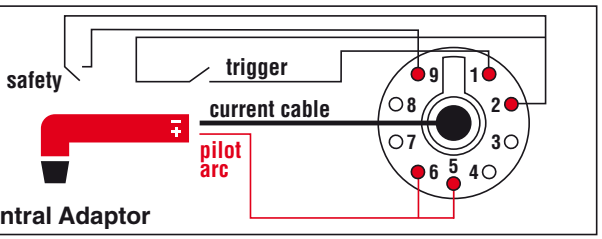

19

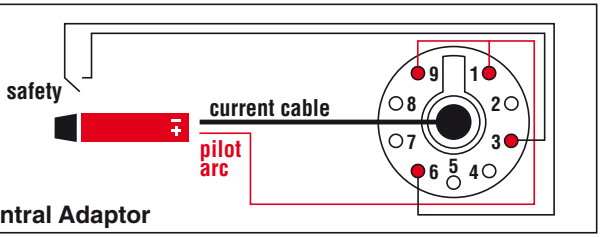

20

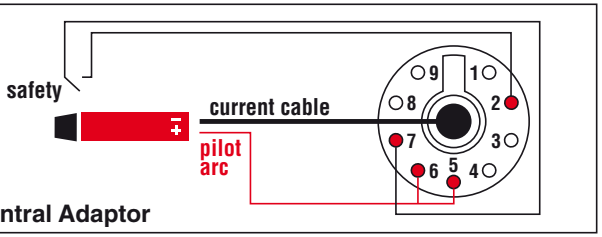

21

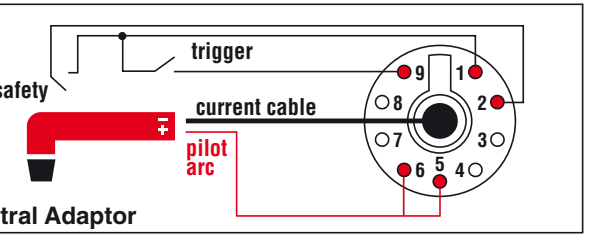

22

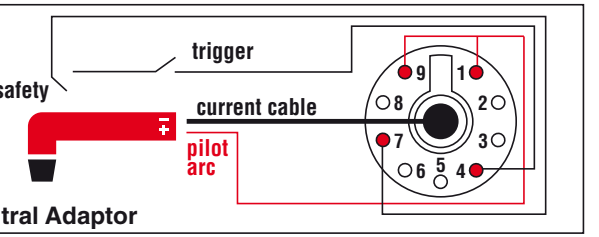

23

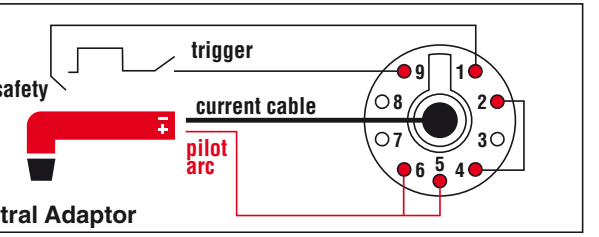

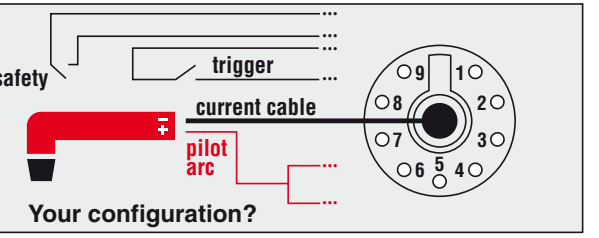

All trademarks are of exclusive property of the respective companies. Data and images are indicative and may be changed in any time without notice.

PLASMA ELECTRODES

			REF	
PR0016		CB 50 CB 50P	1521Z	10
PR0017		CB 50 CB 50P	20103	10
PR0034		CB 100 CB 100P CB 150 CB 150P	1376	10
PR0045	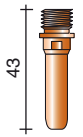	CB 100 CB 150	1517	10
PR0063		CB 70 CB 70P	1402	10

			REF	
PR0064	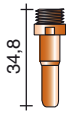	CB 70	1403	10
PR0065	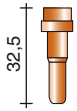	CB 50	1518Hf	10
PR0066	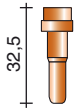	CB 50	1518Zr	10
PR0098		S 65		10
PR0101		A 101 A 101P A 141 A 141P	-	10

			REF	
PR0105		S 45 S4 5P	-	10
PR0106		S 25 S 25K S 5K S 45 S 65	-	10
PR0109	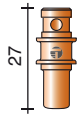	A 81 A 81P	-	10
PR0110	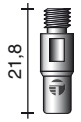	S 25 S 25K S 35K S 45 S 45P	-	10
PR0111		A 151 A 151P	-	10

All trademarks are of exclusive property of the respective companies. Data and images are indicative and may be changed in any time without notice.

PLASMA ELECTRODES

Plasma cutting

			REF	
PR0115	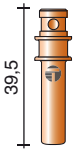	A 81	-	10
PR0116	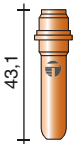	A 101 A 141 A 151	-	10
PR0117		S 75 S 75P S 105 S 105P	-	10
PR0118	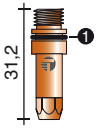	AW 201 AW 201P	-	10
EA0200		Position 1	O Ring	10
PR0119	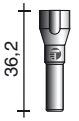	S 75	-	10
EA0201		Position 1	O Ring	10

			REF	
PR0150		A 51	-	10
PR0151	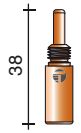	A 51	-	10

			REF	
PR0179		S 125	-	10
PR0279	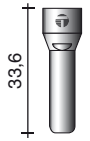	S 125	-	10



All trademarks are of exclusive property of the respective companies. Data and images are indicative and may be changed in any time without notice.

PLASMA DIFFUSERS

		REF	
PE0007	CB 50 CB 50P CB 70 CB 70P	20101	2
PE0009	CB 100 CB 100P CB 150 CB 150P	1377	2
PE0101	A 101 A 101P A 141 A 141P	-	2
PE0103	A 101 A 101P A 141 A 141P A 151 A 151P	-	2
PE0106	S 25 S 25K S 35K S 45 S 45P S 65 S 65P	-	2

		REF	
PE0107	A 81 A 81P	-	2
PE0112	S 75 S 75P S 105 S 105P	-	2
PE0114	AW 201 AW 201P	-	2

EA0202		Position 1	O Ring	10
EA0201		Position 2	O Ring	10
PE0179	12,6	S 125 S 125P	-	

Vespel® is a trademark or registered trademark owned by du Pont de Nemours and Company or its affiliates.



All trademarks are of exclusive property of the respective companies. Data and images are indicative and may be changed in any time without notice.

PLASMA TIPS

Plasma cutting

		Ø		REF	
PD0014-10	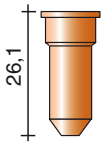	1,0	CB 50	1306	10
PD0015-10	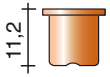	1,0	CB 50 CB 50P	1304	10
PD0015-12		1,2		-	10
PD0019-08	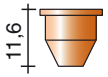	0,8	CB 50 CB 50P	-	10
PD0019-10		1,0		20131	10
PD0019-12		1,2		-	10
PD0025-14	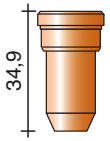	1,4	CB 100 CB 150	-	10
PD0025-16		1,6		-	10
PD0025-18		1,8		-	10
PD0026-11	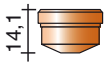	1,1	CB 100 CB 100P CB 150 CB 150P	1371	10
PD0026-13		1,3		1372	10
PD0026-16		1,6		1373	10
PD0026-18		1,8		1374	10
PD0026-24		2,4		-	10
PD0026-30		3,0		1375	10

		Ø		REF	
PD0028-13	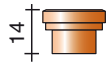	1,3	CB 100 CB 150	-	10
PD0028-16		1,6		-	10
PD0028-18		1,8		-	10
PD0030-11	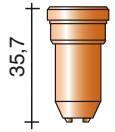	1,1	CB 100 CB 150	1369	10
PD0063-10	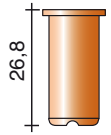	1,0	CB 50 CB 70	-	10
PD0063-11		1,1		-	10
PD0063-12		1,2		-	10
PD0085-98	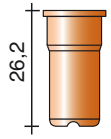	0,98	CB 50 CB 70	1366	10
PD0088-06	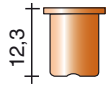	0,65	CB 50 CB 50P CB 70 CB 70P	-	10
PD0088-08		0,80		-	10
PD0088-10		1,0		1396	10
PD0088-11		1,1		-	10
PD0088-12		1,2		1308	10

		Ø		REF	
PD0098-08		0,8	S 65 S 65P	-	10
PD0098-10		1,0	S 65	-	10
PD0101-08	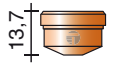	0,8	A 101 A 101P A 141 A 141P	-	10
PD0101-10		1,0		-	10
PD0101-11		1,1		-	10
PD0101-14		1,4		-	10
PD0101-17		1,7		-	10
PD0101-19		1,9		-	10
PD0101-30		3,0		-	10
PD0102-08		0,8	S 45 S 45P	-	10
PD0102-10		1,0		-	10
PD0103-65	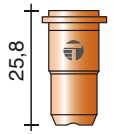	0,65	S 25K S 35K S 25 S 45	-	10
PD0103-09		0,9		-	10
PD0105-10		1,0	A 81 A 81P	-	10
PD0105-12		1,2		-	10

All trademarks are of exclusive property of the respective companies. Data and images are indicative and may be changed in any time without notice.

PLASMA TIPS

		Ø		REF	
PD0106-12	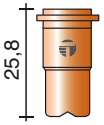	1,2	A 81	-	10
PD0109-11	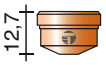	1,1	A 151 A 151P	-	10
PD0109-14		1,4		-	10
PD0109-16		1,6		-	10
PD0109-18		1,8		-	10
PD0109-30		3,0		-	10
PD0111-12	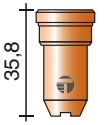	1,2	A 101 A 141 A1 51	-	10
PD0113-30		3,0	AW 201	-	10
PD0114-10	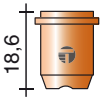	1,0	S 75 S 75P	-	10
PD0114-12		1,2		-	10

		Ø		REF	
PD0115-10		1,0	AW 201 AW 201P	-	10
PD0115-12		1,2		-	10
PD0115-14		1,4		-	10
PD0115-16		1,6		-	10
PD0115-18		1,8		-	10
PD0115-20		2,0		-	10
PD0115-30		3,0		-	10
PD0116-06		0,6	S 25 S 25K S 35K S 45 S 45P	-	10
PD0116-08		0,8		-	10
PD0116-09		0,9		-	10
PD0117-14	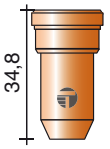	1,4	A 101 A 141 A 151	-	10
PD0117-17		1,7		-	10
PD0117-19		1,9		-	10
PD0118-10	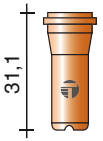	1,0	S 75 S 105	-	10
PD0119-10	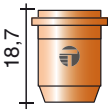	1,0	S 75P S 105P	-	10
PD0119-12		1,2		-	10
PD0119-14		1,4		-	10

PD0122-12	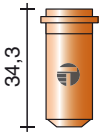	1,2	S 105 S 105P	-	10
PD0150-08	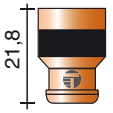	0,8	A 51	-	10
PD0150-10		1,0		-	10
PD0151-08	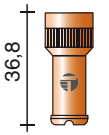	0,8	A 51	-	10
PD0179-13	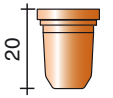	1,3	S 125 S 125P	-	10
PD0179-15		1,5		-	10
PD0198-08	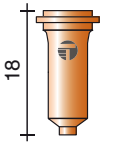	0,8	S 65	-	10
PD0198-10		1,0		-	10
PD0279-13	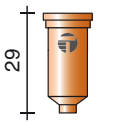	1,3	S 125 S 125P	-	10
PD0279-15		1,5		-	10

All trademarks are of exclusive property of the respective companies. Data and images are indicative and may be changed in any time without notice.

PLASMA NOZZLES

Plasma cutting

			REF	
PC0002	LONG LIFE 	CB 150 CB 150P	1389	2
PC0003		CB 50 CB 50P	5710121	4
PC0032		CB 70 CB 70P	5710171	2
PC0034	LONG LIFE 	CB 150	60350	2
PC0037	LONG LIFE 	CB 100 CB 100P	-	2
PC0038	LONG LIFE 	CB 100	-	2

			REF	
PC0098		S 65 S 65P	-	2
PC0101		A 141 A 141P	-	2
PC0102	LONG LIFE 	A 141 A 141P	-	2
PC0103		A 141	-	2
PC0109		A 101 A 101P	-	2
PC0111	LONG LIFE 	A 101 A 101P	-	2

			REF	
PC0113	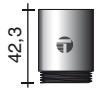	A 101	-	2
PC0114	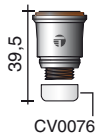	S 75 S 75P	-	2
PC0115		A 81 A 81P	-	2
PC0116	NO RING 	S 25 S 45 S 45P	-	4
PC0117	1 RING 	S 25K	-	4
PC0118	LONG LIFE 	S 105 S 105P	-	4

All trademarks are of exclusive property of the respective companies. Data and images are indicative and may be changed in any time without notice.

PLASMA NOZZLES

			REF	
PC0119	LONG LIFE 	S 105	-	2
PC0120	LONG LIFE 	A 151 A 151P	-	2
PC0123	LONG LIFE  gouging	AW 201	-	2
PC0125	LONG LIFE 	AW 201 AW 201P	-	2
PC0126	LONG LIFE 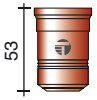	AW 201 AW 201P	-	2
PC0130	LONG LIFE 	A 101	-	2

			REF	
PC0131	LONG LIFE 	A 141 A 151	-	2
PC0135	2 RINGS 	S 35K	-	4
PC0150		A 51	-	2
PC0151	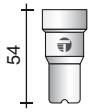	A 51	-	2

			REF	
PC0179	LONG LIFE 	S 125	-	2
PC0198		S 65	-	2
PC0279		S 125	-	2



All trademarks are of exclusive property of the respective companies. Data and images are indicative and may be changed in any time without notice.

PLASMA STAND OFF GUIDES

Plasma cutting

			REF	
CV0008		A 101 A 141 A 151 CB 100 CB 150	51957	10
CV0009	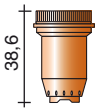	S 105 A 101 A 141 A 151 CB 100 CB 150	-	10
CV0010		S 45 S 65 CB 70	743.0149 0618	10
CV0011		S 105 A 101 A 141 A 151 AW 201 CB 100 CB 150	1386	10
CV0012	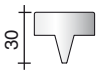	S 105 A 101 A 141 A 151 AW 201 CB 100 CB 150	1408	2

			REF	
CV0013	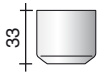	A 141 AW 201 CB 150	1406	2
CV0014		S 105 A 101 A 141 A 151 AW 201	-	2
CV0021	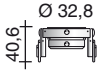	S 105 A 101 A 141 A 151 AW 201 CB 100 CB 150	-	1
CV0023	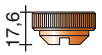	A 101 A 141 A 151	-	10
CV0024	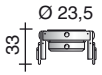	A 141	-	1

			REF	
CV0026		S 75 A 81	-	2
CV0028		S 75 A 81	-	10
CV0033		S 75 A 81	-	2
CV0037	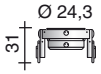	A 51 CB 50	-	1
CV0038	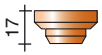	CB 100 CB 150	51930	10

All trademarks are of exclusive property of the respective companies. Data and images are indicative and may be changed in any time without notice.

PLASMA STAND OFF GUIDES

			REF	
CV0039	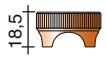	A 101 A 141 A 151	-	2
CV0051	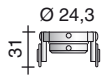	S 75 A 81	-	1
CV0073	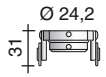	CB 70	-	1
CV0083	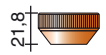	AW 201	-	1
CV0201		A 81	-	1

			REF	
CV0229	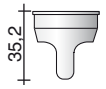	S 125	-	1
CV0279	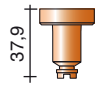	S 125	-	1
CV0298	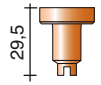	S 65	-	2
CV1105	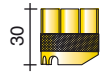	A 151	-	10

			REF	
CV1106	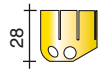	A 151	-	10
CV1107		A 151	-	10
CV1117	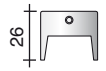	CB 70	1405	2
CV1118	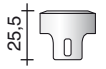	S 65	-	2

All trademarks are of exclusive property of the respective companies. Data and images are indicative and may be changed in any time without notice.

PLASMA TORCH HEADS

Plasma cutting

PF0028		CB 70P	1
PF0030		PLASMA CB 70	1
PF0033		PLASMA CB 50	1
PF0034		CB 150P	1
PF0035		CB 50P	1
PF0036		PLASMA CB 150	1

PF0037		CB 100P	1
PF0038		PLASMA CB 100	1
PF0050		CB 50	1
PF0065		CB 70	1
PF0075		CB 100	1
PF0080		CB 150	1

PF0085		PLASMA CB 100 R.I.	1
PF0090		PLASMA CB 150 R.I.	1
PF0102		A 141P	1
PF0103		A 140	1
PF0110		A 90	1
PF0111		A 151P	1

All trademarks are of exclusive property of the respective companies. Data and images are indicative and may be changed in any time without notice.

PF0115		A 101P	1
PF0120		A 81P	1
PF0125		S 25K S 35K S 25 S 45	1
PF0126		S 45P	1
PF0127		S 25K S 35K S 25 S 45	1
PF0128		S 65	1
PF0133		S 125P	1

PF0134		S 75P	1
PF0135		S 75	1
PF0136		S 105	1
PF0137		S 105P	1
PF0138		S 125	1
PF0140		A 81	1
PF0145		A 101	1

PF0150		A 51	1
PF0155		A 141	1
PF0160		A 151	1
PF1020		PLASMA CB 70 Ø 24	1
PF2130		S 65P	1
PG0005		AW 201	1
PG0006		AW 201P	1

All trademarks are of exclusive property of the respective companies. Data and images are indicative and may be changed in any time without notice.

PLASMA CUTTING

Flow Meter



Torches	Flow meter	Reference standard tip hole (mm)
ERGOCUT S 25K	CV0095	Ø 0,6
ERGOCUT S 35K	CV0096	Ø 0,8
ERGOCUT S 25	CV0085	Ø 0,9
ERGOCUT S 45	CV0085	Ø 0,8
ERGOCUT S 65	CV0085	Ø 0,8
ERGOCUT S 75	CV0088	Ø 1,0
ERGOCUT S 105	CV0088	Ø 1,2
ERGOCUT S 125	CV0088	Ø 1,5
ERGOCUT A 51	CV0097	Ø 0,8

Torches	Flow meter	Reference standard tip hole (mm)
ERGOCUT A 81	CV0087	Ø 1,2
ERGOCUT A 101	CV0088	Ø 1,4
ERGOCUT A 141	CV0089	Ø 1,7
ERGOCUT A151	CV0090	Ø 1,7
ERGOCUT AW 201	CV0091	Ø 1,8
ERGOCUT CB 50	CV0092	Ø 1,0
ERGOCUT CB 70	CV0086	Ø 1,2
ERGOCUT CB 100	CV0094	Ø 1,6
ERGOCUT CB 150	CV0094	Ø 1,6

Ergocut Kit



Ergocut kit: The performance of your old torch can be improved using the torch body/grip kit Trafimet “PT” allowing the replacement of any torch body with one of the Ergocut series having the same power (Amperes).

PT0280		Ergocut S 65	1
PT0180	Kit S 74 > S 75	Ergocut S 75	1
PT0200	Kit A 80 > A 81	Ergocut A 81	1
PT0210	Kit A 90 > A 101	Ergocut A 101	1
PT0220	Kit A 140 > A 141	Ergocut A 141	1
PT0270	Kit PW 180 > AW 201	Ergocut AW 201	1
PT0097	Kit CB 50 > Ergo CB 50	Ergocut CB 50	1
PT0099	Kit CB 70 > Ergo CB 70	Ergocut CB 70	1
PT0240	Kit CB 100 > Ergo CB 100	Ergocut CB 100	1
PT0250	Kit CB 150 > Ergo CB 150	Ergocut CB 150	1

All trademarks are of exclusive property of the respective companies. Data and images are indicative and may be changed in any time without notice.

CIRCLE CUTTING ATTACHMENT





With Spike Minimum radius 40 mm



With Magnet Minimum radius 50 mm



Maximum radius 670 mm

ERGOCUT S 25K	CV0025
ERGOCUT S 35K	CV0025
ERGOCUT S 25	CV0025
ERGOCUT S 45	CV0025
ERGOCUT S 65	CV0025
ERGOCUT S 75	CV0052
ERGOCUT S 105	CV0022
ERGOCUT S 125	CV0022
ERGOCUT A 51	CV0036

ERGOCUT A 81	CV0052
ERGOCUT A 101	CV0022
ERGOCUT A 141	CV0022
ERGOCUT A151	CV0022
ERGOCUT AW 201	CV0022
ERGOCUT CB 50	CV0036
ERGOCUT CB 70	CV0074
ERGOCUT CB 100	CV0022
ERGOCUT CB 150	CV0022

All trademarks are of exclusive property of the respective companies. Data and images are indicative and may be changed in any time without notice.

trafimet
distribution

YOUR WELDING PARTNER



INNOVATION AWARD 2012
TMAX

TMAX

INNOVATION AWARD PARIS INDUSTRIE 2012

Wire fluency: constant bending for constant feeding
Constant and fluent weld pool alimentation

Scorrevolezza filo: curvatura regolare del filo = facile scorrimento
Fluidità e alimentazione continua del bagno di saldatura

Drahtfluss: konstantes Biegen für konstante Beschickung
Konstante und fließende Schweißbadspeisung

Dévidage du fil; courbe régulière du fil = coulissement facilité
Fluidité et continuité dans l'alimentation du bain de soudage

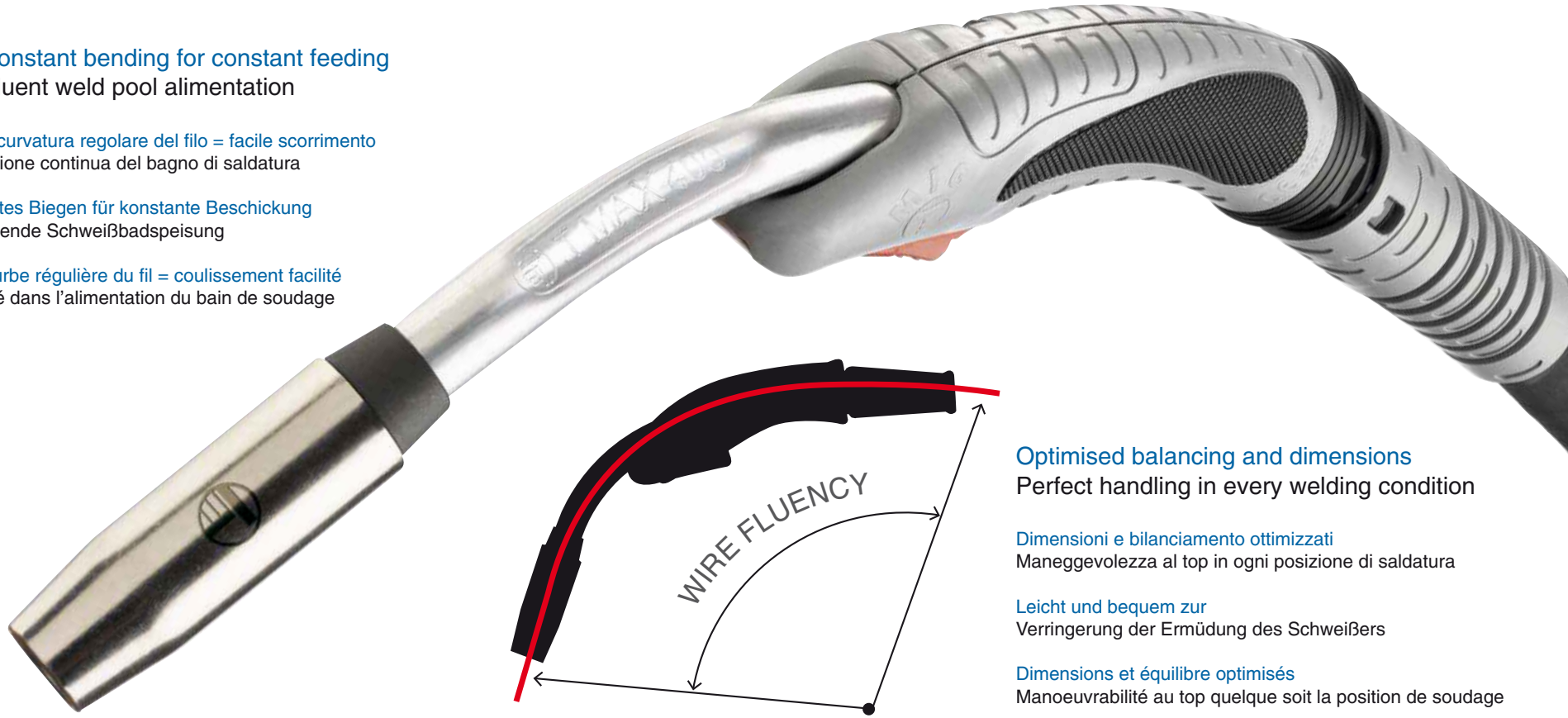

Optimised balancing and dimensions
Perfect handling in every welding condition

Dimensioni e bilanciamento ottimizzati
Maneggevolezza al top in ogni posizione di saldatura

Leicht und bequem zur
Verringerung der Ermüdung des Schweißers

Dimensions et équilibre optimisés
Manoeuvrabilité au top quelque soit la position de soudage

Special development of the shape and geometry of the components increases cooling efficiency
Increased heat dissipation
Longer life of the consumables

Sviluppo di forme e geometrie dei componenti particolari per ottimizzare i flussi di raffreddamento
Capacità di dissipazione del calore potenziata
Maggiore durata dei ricambi/prestazioni

Spezielle Entwicklung der Form und Geometrie der Komponenten steigert die Kühlleistung
Verbesserte Wärmeableitung
Längere Lebensdauer der Hilfsstoffe

Développement de formes et géométries particulières des pièces pour optimiser les flux de refroidissement
Majeure dissipation de la chaleur
Augmentation dans la durée des pièces d'usures et des performances



TMAX **300 HD**

Mig welding

MA6275	3m	EURO - TW
MA6276	4m	EURO - TW
MA6277	4,6m	EURO - TW

0,9 Kg

3 ÷ 4,6

1 m

V peak	113	ø mm	0.8 - 0.9 1.0 - 1.2	X 60%	300A CO_2 250A Mix

EVOLUTION OF THE SPECIES

INNOVATION AWARD 2012 TMAX



Sostituzione rapida del pulsante	Collegamento cavo + corpo torcia
Quick Trigger Replacement	Connection cable + torch head
Schnellwechselsystem für den Schalter	Schnellverschlus für Brennerkörper
Remplacement rapide de la gâchette	Connexion cable + col de cygne
Sustitucion rápida del pulsador	Conexión cable + cuello
Kolay ve çabuk tetik değişimi.	Akım Kablosu + Torç boynu
Быстрая замена курка	Соединительный кабель + головка горелки

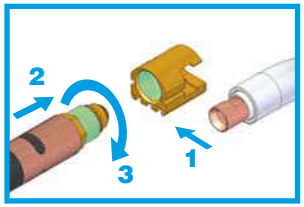





EURO - TW

EN 60974-7

All trademarks are of exclusive property of the respective companies. Data and images are indicative and may be changed in any time without notice.

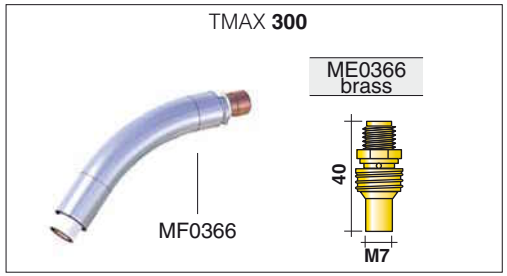

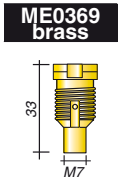

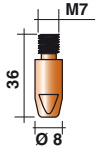

Ø	Cu	Cu for Al	CuCrZr
0,8	MD0300-08	MD0300-58	
0,9	MD0300-09	MD0300-59	
1,0	**MD0300-10**	MD0300-60	MD0300-80
1,2	MD0300-12	MD0300-62	MD0300-82
1,4	MD0300-14		MD0300-84
1,6	MD0300-16	MD0300-66	MD0300-86

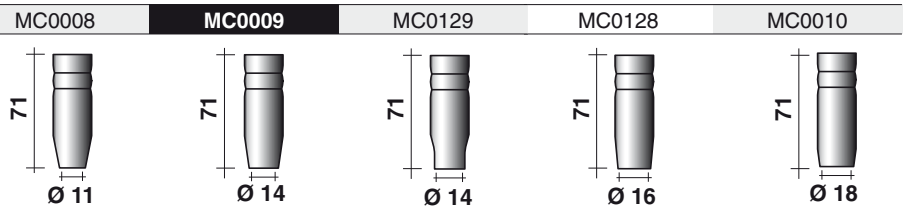

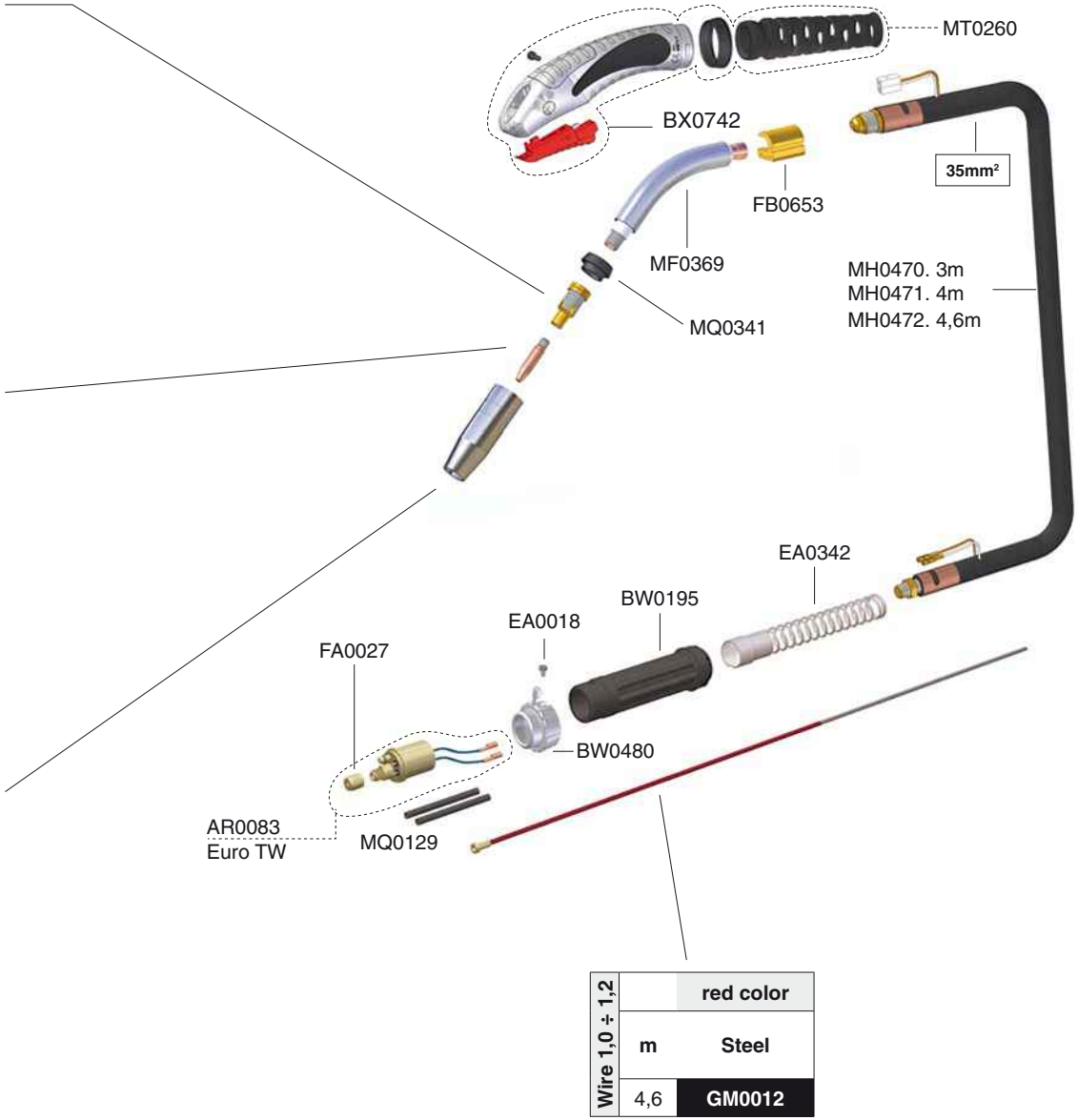

Wire 1,0 ÷ 1,2		red color
	m	Steel
	4,6	**GM0012**

STANDARD

Copyright © 2012 Trafimet Spa
Edition 08/2012

All trademarks are of exclusive property of the respective companies.
Data and images are indicative and may be changed in any time without notice.

TMAX **400**

Mig welding

MA6385	3m	EURO - TW
MA6386	4m	EURO - TW
MA6387	4,6m	EURO - TW

3 ÷ 4,6

1,3 Kg

1 m

V peak	113	ø mm	1.0 - 1.2 1.4 -1.6	X 60%	450A CO_2 400A Mix

TMAX
EVOLUTION OF THE SPECIES

INNOVATION AWARD 2012 TMAX





Sostituzione rapida del pulsante		Collegamento cavo + corpo torcia
Quick Trigger Replacement		Connection cable + torch head
Schnellwechselsystem für den Schalter		Schnellverschluss für Brennerkörper
Remplacement rapide de la gâchette		Connexion cable + col de cygne
Sustitucion rápida del pulsador		Conexión cable + cuello
Kolay ve çabuk tetik değişimi.		Akım Kablosu + Torç boynu
Быстрая замена курка		Соединительный кабель + головка горелки



EURO - TW

ISO 9001 EN 60974-7 CE

All trademarks are of exclusive property of the respective companies. Data and images are indicative and may be changed in any time without notice.

ME0367 brass

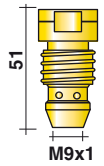

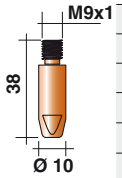

Ø	Cu for Al	CuCrZr
0,8		MD0250-78
0,9		MD0250-79
1,0		MD0250-80
1,2	MD0250-62	**MD0250-82**
1,4	MD0250-64	MD0250-84
1,6	MD0250-66	MD0250-86
2,0		MD0250-90
2,4		MD0250-94

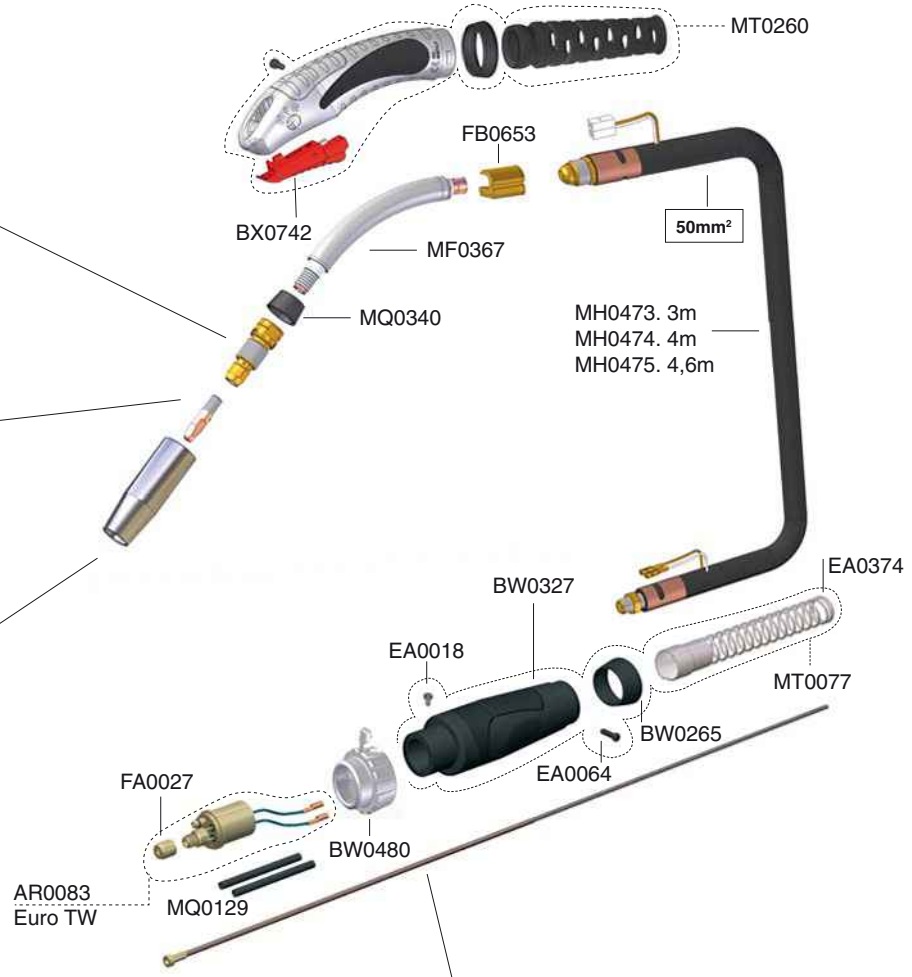

MC0298	MC0011	**MC0012**	MC0013
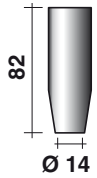	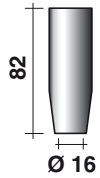	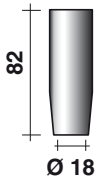	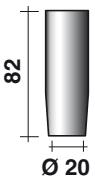
Ø 14	Ø 16	Ø 18	Ø 20

Wire 1,2 ÷ 1,6		grey color
	m	Steel
	4,6	**GM0013**

STANDARD

Copyright © 2012 Trafimet Spa
Edition 08/2012

All trademarks are of exclusive property of the respective companies.
Data and images are indicative and may be changed in any time without notice.

TMAX **500**

Mig welding

MA6485	3m	EURO - TW
MA6486	4m	EURO - TW
MA6487	4,6m	EURO - TW

1,45 Kg

3 ÷ 4,6

1 m

V peak	113	ø mm	1.0 - 1.2 1.4 - 1.6 - 2.0	X 60%	550A CO_2 500A Mix



Sostituzione rapida del pulsante		Collegamento cavo + corpo torcia
Quick Trigger Replacement		Connection cable + torch head
Schnellwechselsystem für den Schalter		Schnellverschluss für Brennerkörper
Remplacement rapide de la gâchette		Connexion cable + col de cygne
Sustitucion rápida del pulsador		Conexión cable + cuello
Kolay ve çabuk tetik değişimi.		Akım Kablosu + Torç boynu
Быстрая замена курка		Соединительный кабель + головка горелки

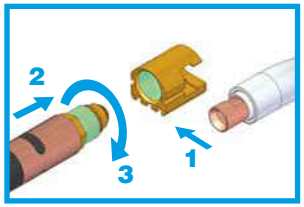





EN 60974-7

All trademarks are of exclusive property of the respective companies. Data and images are indicative and may be changed in any time without notice.

ME0368 copper

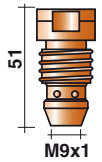

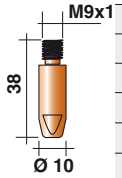

Ø	Cu for Al	CuCrZr
0,8		MD0250-78
0,9		MD0250-79
1,0		MD0250-80
1,2	MD0250-62	**MD0250-82**
1,4		MD0250-84
1,6	MD0250-66	MD0250-86
2,0		MD0250-90
2,4		MD0250-94

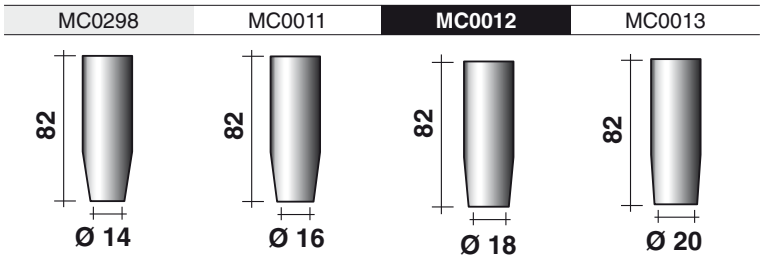

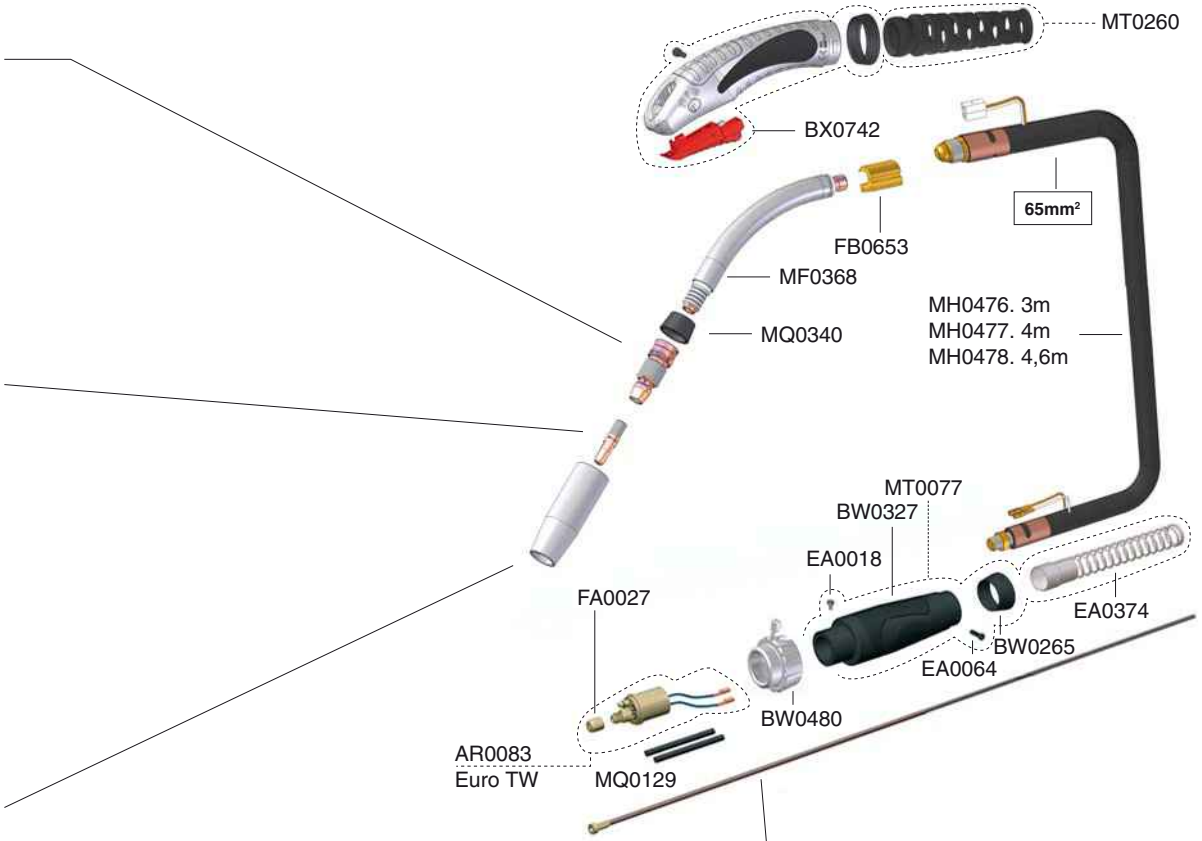

Wire 1,2 ÷ 1,6		grey color
	m	Steel
	4,6	**GM0013**

STANDARD

Copyright © 2012 Trafimet Spa
Edition 08/2012

All trademarks are of exclusive property of the respective companies.
Data and images are indicative and may be changed in any time without notice.

trafimet welding & cutting

TMAX **3001**

Mig welding

MB2403	3m	EURO
MB2404	4m	EURO
MB2405	5m	EURO

3 ÷ 5 m

1,2 Kg

1 m

V peak	113	ø mm	0.8 - 0.9 - 1.0 1.2 - 1.4 - 1.6
X 100%	350A CO_2 300A Mix	2÷4 bar	1.6 l/min

TMAX
EVOLUTION OF THE SPECIES

INNOVATION AWARD 2012 TMAX





Sostituzione rapida del pulsante

Quick Trigger Replacement

Schnellwechselsystem für den Schalter

Remplacement rapide de la gâchette

Sustitucion rápida del pulsador

Kolay ve çabuk tetik değişimi.

Быстрая замена курка

TRAFIMET STYLE

BW0502 BW0503



EURO

EN 60974-7

All trademarks are of exclusive property of the respective companies. Data and images are indicative and may be changed in any time without notice.

Better performances and protection for your torch



UTI000157

control leads
BX0733. 3m
BX0734. 4m
BX0735. 5m

wire conduit + gas
QB0090. 3m
QB0091. 4m
QB0092. 5m

water inlet hose
QB0076. 3m
QB0077. 4m
QB0078. 5m

water outlet - power cable
QA0019. 3m
QA0020. 4m
QA0021. 5m

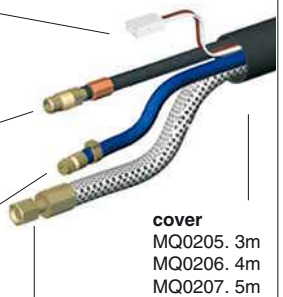

cover
MQ0205. 3m
MQ0206. 4m
MQ0207. 5m

ME0140 brass

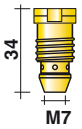

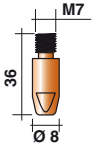

Ø	Cu	Cu for Al	CuCrZr
0,8	MD0300-08	MD0300-58	
0,9	MD0300-09	MD0300-59	
1,0	MD0300-10	MD0300-60	MD0300-80
1,2	**MD0300-12**	MD0300-62	MD0300-82
1,4	MD0300-14		MD0300-84
1,6	MD0300-16	MD0300-66	MD0300-86

MC0008	**MC0009**	MC0129	MC0128	MC0010
71	71	71	71	71
Ø 11	Ø 14	Ø 18	Ø 16	Ø 14

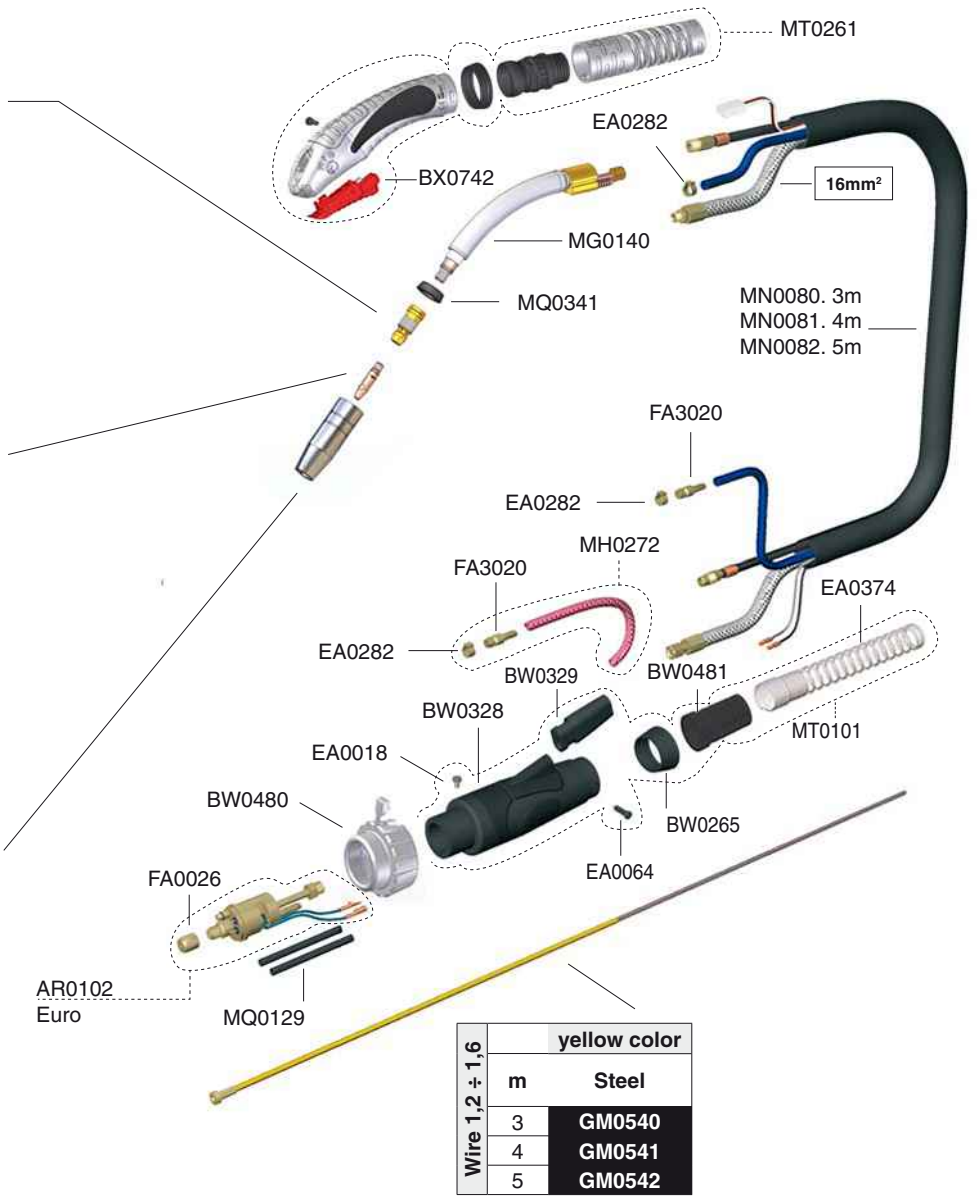

Wire 1,2 ÷ 1,6	yellow color
m	Steel
3	GM0540
4	GM0541
5	GM0542

STANDARD

Copyright © 2012 Trafimet Spa
Edition 08/2012

All trademarks are of exclusive property of the respective companies.
Data and images are indicative and may be changed in any time without notice.

TMAX **4001**

Mig welding

MB2423	3m	EURO
MB2424	4m	EURO
MB2425	5m	EURO

3 ÷ 5 m

1,3 Kg

1 m

V peak	113	mm	1.0 - 1.2 - 1.4 1.6 - 2.0 - 2.4
X 100%	450A CO_2 400A Mix	2÷4 bar	1.6 l/min

TMAX
EVOLUTION OF THE SPECIES

INNOVATION AWARD 2012 TMAX





Sostituzione rapida del pulsante

Quick Trigger Replacement

Schnellwechselsystem für den Schalter

Remplacement rapide de la gâchette

Sustitucion rápida del pulsador

Kolay ve çabuk tetik değişimi.

Быстрая замена курка

Raffreddamento del corpo torcia + portaugello + punta guidafilo

Cooling circuit for torch head + nozzle holder + contact tip

Brennerkörper + Gasdüsenträger + Stromdüsen Kühlung

Refroidissement du corps de torche + porte buse + tube contact

Refrigeración del cuerpo antorcha + porta tubo de contacto + tubo de contacto

Soğutma (Torç boynu + Nozul tutucu + Kontak meme)

Охлаждение головки горелки, держателя наконечника и контактного наконечника

TRAFIMET STYLE





EURO

EN 60974-7

All trademarks are of exclusive property of the respective companies. Data and images are indicative and may be changed in any time without notice.

Better performances and protection for your torch

UTI000157



control leads
BX0733. 3m
BX0734. 4m
BX0735. 5m

wire conduit + gas
QB0090. 3m
QB0091. 4m
QB0092. 5m

water inlet hose
QB0076. 3m
QB0077. 4m
QB0078. 5m

cover
MQ0205. 3m
MQ0206. 4m
MQ0207. 5m

water outlet - power cable
QA0019. 3m
QA0020. 4m
QA0021. 5m



ME0141 brass

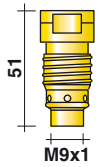

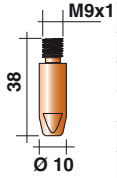

Ø	Cu for Al	CuCrZr
0,8		MD0250-78
0,9		MD0250-79
1,0		MD0250-80
1,2	MD0250-62	**MD0250-82**
1,4		MD0250-84
1,6	MD0250-66	MD0250-86
2,0		MD0250-90
2,4		MD0250-94

MC0298	MC0011	**MC0012**	MC0013

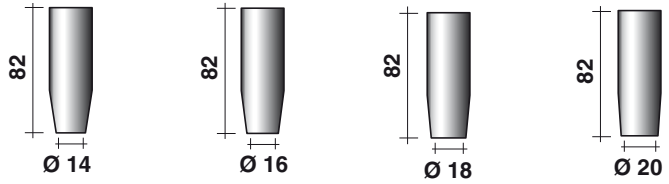

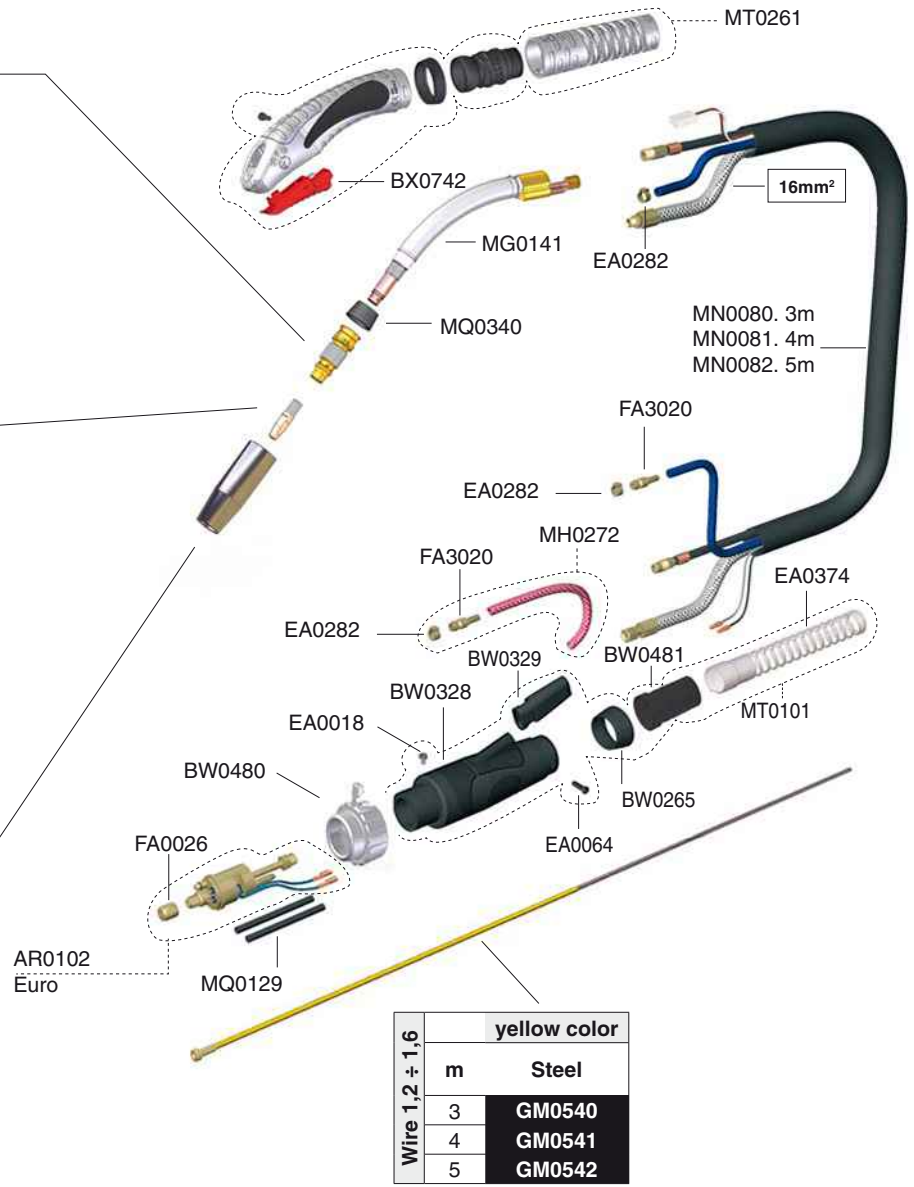

Wire 1,2 ÷ 1,6	yellow color
m	Steel
3	**GM0540**
4	**GM0541**
5	**GM0542**

STANDARD

Copyright © 2012 Trafimet Spa
Edition 08/2012

All trademarks are of exclusive property of the respective companies.
Data and images are indicative and may be changed in any time without notice.

TMAX **5001**

Mig welding

MB2443	3m	EURO
MB2444	4m	EURO
MB2445	5m	EURO

3 ÷ 5 m

1,45 Kg

1 m

V peak	113
ø mm	1.0 - 1.2 - 1.4 1.6 - 2.0 - 2.4
X 100%	550A CO_2 500A Mix
2÷4 bar	
1.6 l/min	

TMAX
EVOLUTION OF THE SPECIES

INNOVATION AWARD 2012 TMAX

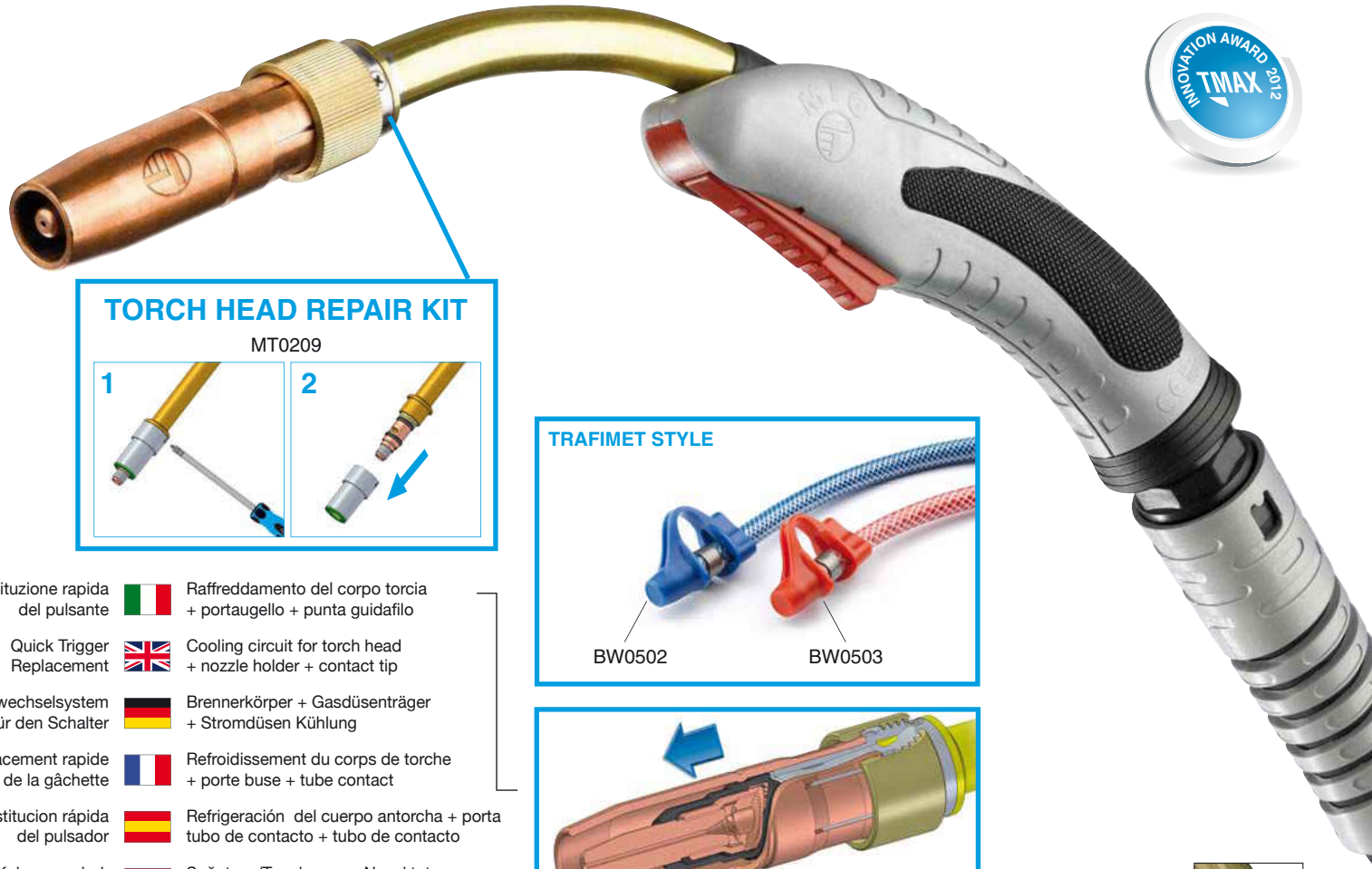

TORCH HEAD REPAIR KIT

MT0209



Sostituzione rapida del pulsante

Quick Trigger Replacement

Schnellwechselsystem für den Schalter

Remplacement rapide de la gâchette

Sustitucion rápida del pulsador

Kolay ve çabuk tetik değişimi.

Быстрая замена курка

Raffreddamento del corpo torcia + portaugello + punta guidafilo

Cooling circuit for torch head + nozzle holder + contact tip

Brennerkörper + Gasdüsenträger + Stromdüsen Kühlung

Refroidissement du corps de torche + porte buse + tube contact

Refrigeración del cuerpo antorcha + porta tubo de contacto + tubo de contacto

Soğutma (Torç boynu + Nozul tutucu + Kontak meme)

Охлаждение головки горелки, держателя наконечника и контактного наконечника

TRAFIMET STYLE



EURO

EN 60974-7

All trademarks are of exclusive property of the respective companies. Data and images are indicative and may be changed in any time without notice.

Better performances and protection for your torch

UTI000157



control leads
BX0733. 3m
BX0734. 4m
BX0735. 5m

wire conduit + gas
QB0090. 3m
QB0091. 4m
QB0092. 5m

water inlet hose
QB0076. 3m
QB0077. 4m
QB0078. 5m

water outlet - power cable
QA0019. 3m
QA0020. 4m
QA0021. 5m

cover
MQ0205. 3m
MQ0206. 4m
MQ0207. 5m

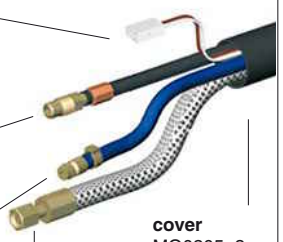

ME0345 copper

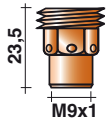

ME0089 plastic | ME0589 ceramic

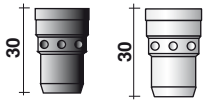

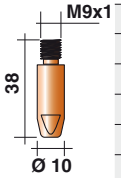

Ø	Cu for Al	CuCrZr
1,0		MD0250-80
1,2	MD0250-62	**MD0250-82**
1,4		MD0250-84
1,6	MD0250-66	MD0250-86
2,0		MD0250-90
2,4		MD0250-94

MC0346	MC0348	**MC0345**	MC0347

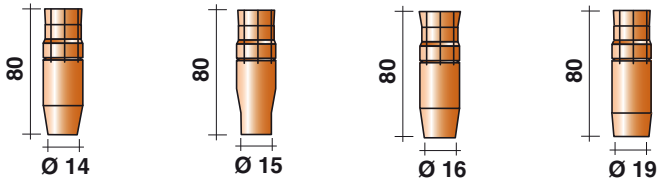

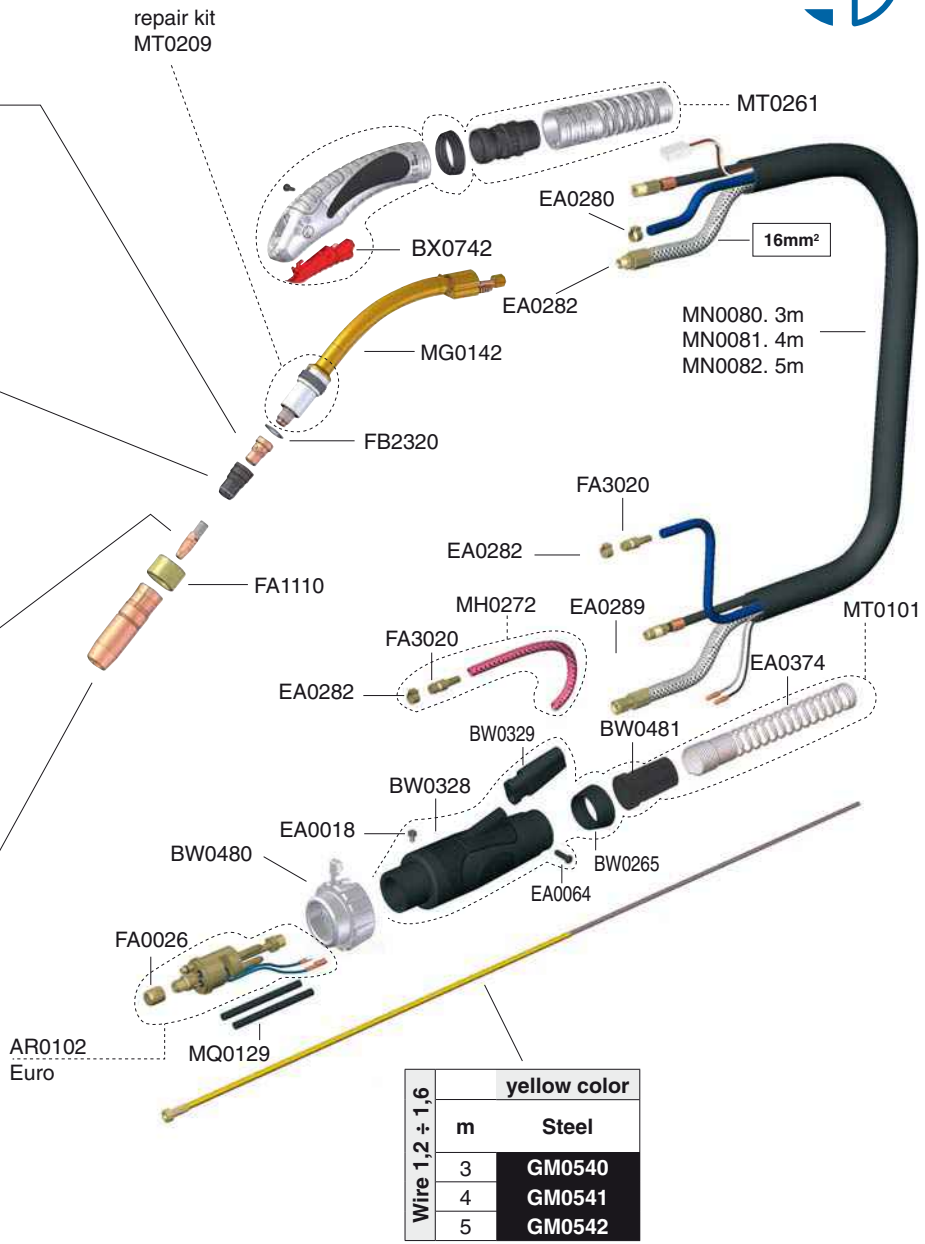

Wire 1,2 ÷ 1,6	yellow color
m	Steel
3	**GM0540**
4	**GM0541**
5	**GM0542**

STANDARD

Copyright © 2012 Trafimet Spa
Edition 08/2012

All trademarks are of exclusive property of the respective companies.
Data and images are indicative and may be changed in any time without notice.

TPLUS **15**

Mig welding

MA3033	3m	EURO
MA3034	4m	EURO
MA3035	5m	EURO



0.65 Kg

3 - 4 - 5 m

1 m

V peak	113	ø mm	0.6 - 0.8 0.9 - 1.0	X 60%	180A CO_2 150A Mix

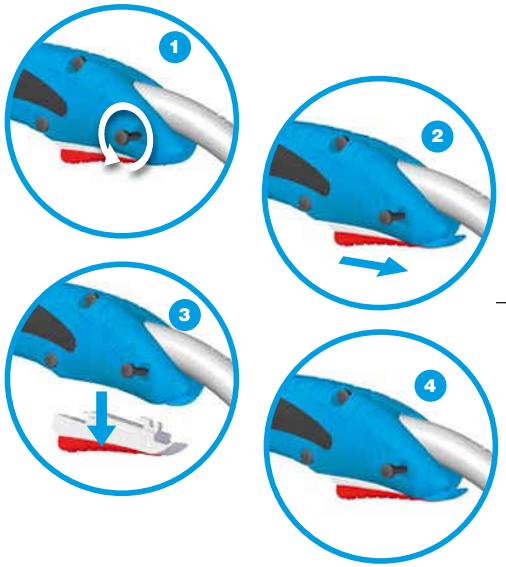

Sostituzione rapida del pulsante

Quick Trigger Replacement

Schnellwechselsystem für den Schalter

Remplacement rapide de la gâchette

Sustitucion rápida del pulsador

Kolay ve çabuk tetik değişimi.

Быстрая замена курка



EURO

EN 60974-7

All trademarks are of exclusive property of the respective companies. Data and images are indicative and may be changed in any time without notice.





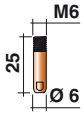

Ø	Cu	Cu-Ni	Cu for Al	CuCrZr
0,6	MD0008-06	MD0008-36		
0,8	**MD0008-08**	MD0008-38	MD0008-58	MD0008-78
0,9	MD0008-09			
1,0	MD0008-10	MD0008-40	MD0008-60	MD0008-80
1,2	MD0008-12	MD0008-42	MD0008-62	MD0008-82

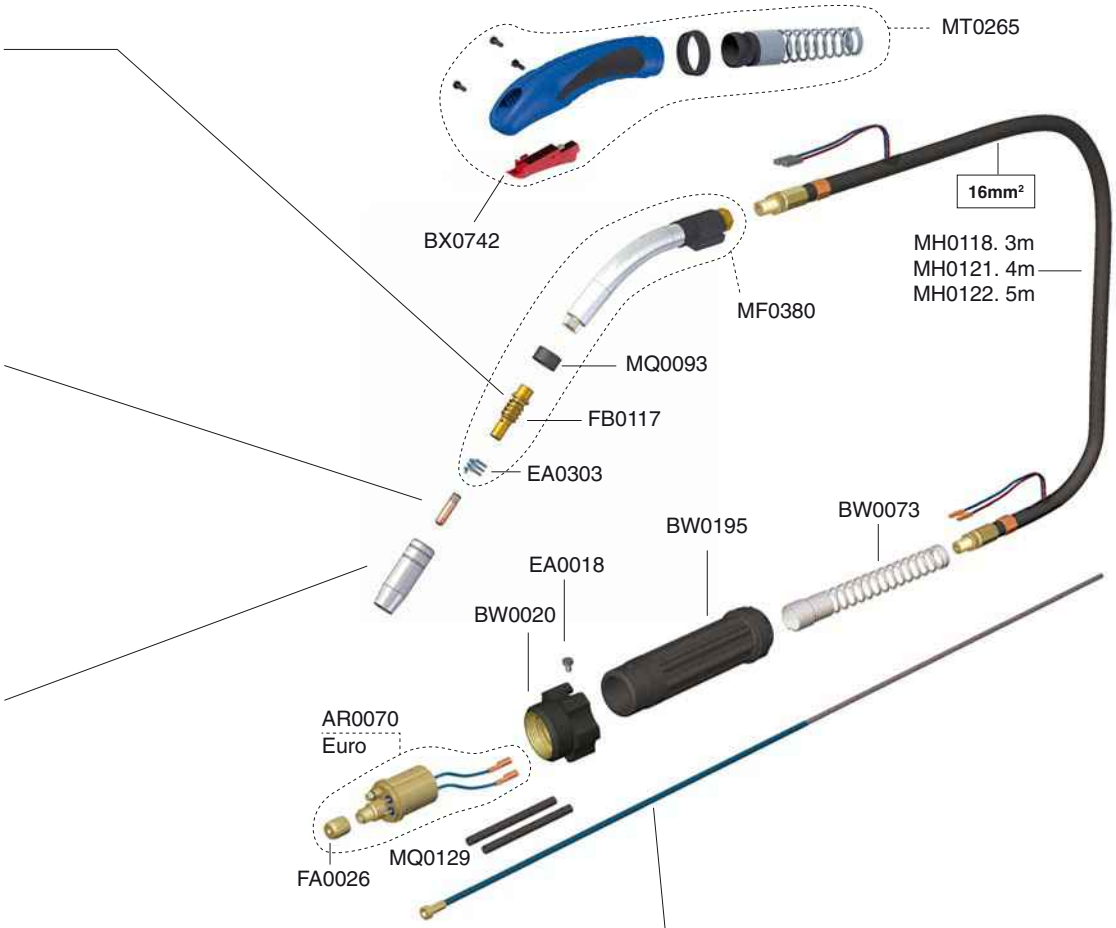

MC0017	**MC0018**	MC0266	MC0019	MC0020
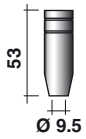	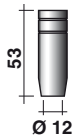	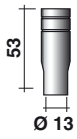	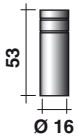	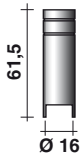
53 Ø 9.5	53 Ø 12	53 Ø 13	53 Ø 16	61,5 Ø 16

Wire 0,6 ÷ 0,9	blue color
m	Steel
3	**GM0500**
4	**GM0501**
5	**GM0502**

STANDARD

Copyright © 2012 Trafimet Spa
Edition 08/2012

All trademarks are of exclusive property of the respective companies.
Data and images are indicative and may be changed in any time without notice.

trafimet
welding & cutting

TPLUS **24**

Mig welding

MA3123	3m	EURO
MA3124	4m	EURO
MA3125	5m	EURO

3 - 4 - 5 m

1.2 Kg

1 m

V peak	113	ø mm	0.8 - 0.9 1.0 - 1.2	X 60%	250A CO_2 220A Mix



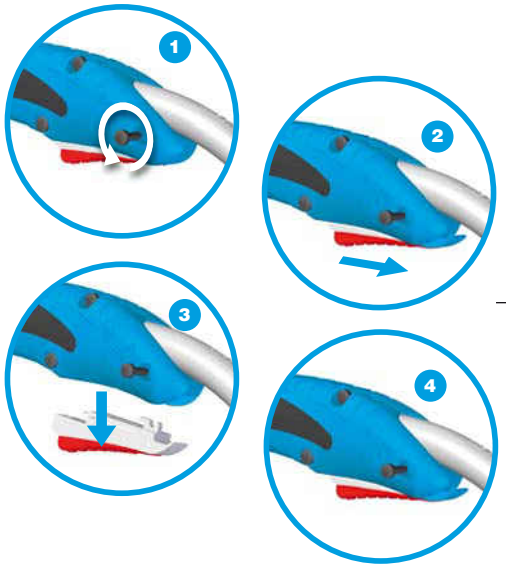

- Sostituzione rapida del pulsante
- Quick Trigger Replacement
- Schnellwechselsystem für den Schalter
- Remplacement rapide de la gâchette
- Sustitucion rápida del pulsador
- Kolay ve çabuk tetik değişimi.
- Быстрая замена курка


EURO

EN 60974-7

All trademarks are of exclusive property of the respective companies. Data and images are indicative and may be changed in any time without notice.

ME0084 plastic white	**ME0584 ceramic**	ME0086 silicon red	ME0484 compound high tech



MD0138-00 brass

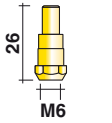

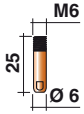

Ø	Cu	Cu-Ni	Cu for Al	CuCrZr
0,6	MD0008-06	MD0008-36		
0,8	MD0008-08	MD0008-38	MD0008-58	MD0008-78
0,9	MD0008-09			
1,0	**MD0008-10**	MD0008-40	MD0008-60	MD0008-80
1,2	MD0008-12	MD0008-42	MD0008-62	MD0008-82

MC0302	**MC0301**	MC0300	MC0303

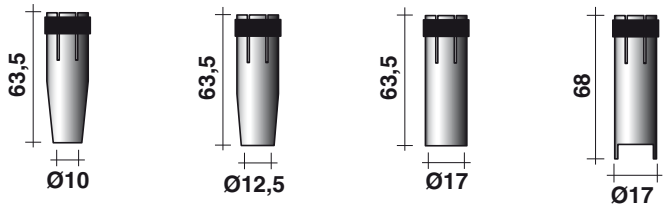

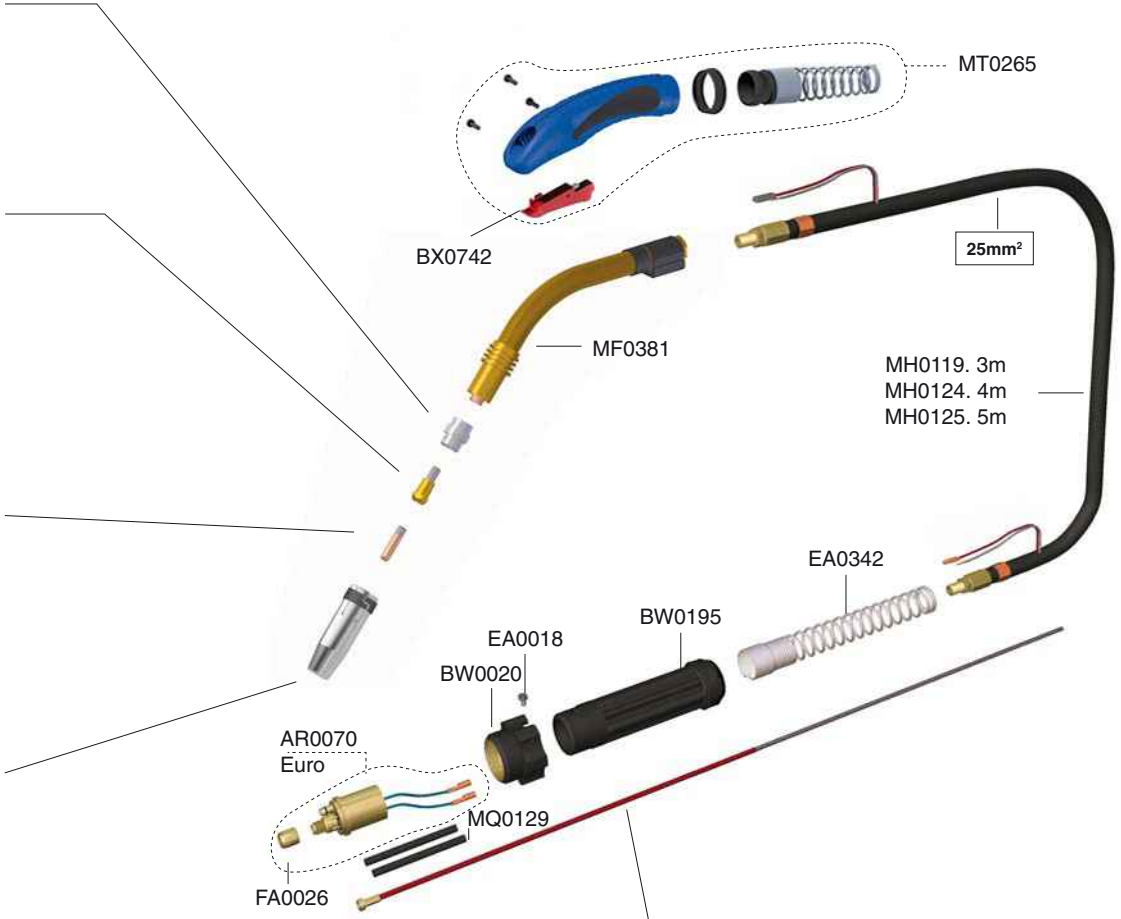

Wire 1,0 ÷ 1,2	red color
m	Steel
3	**GM0510**
4	**GM0511**
5	**GM0512**

STANDARD

Copyright © 2012 Trafimet Spa
Edition 08/2012

All trademarks are of exclusive property of the respective companies.
Data and images are indicative and may be changed in any time without notice.

TPLUS **25**

Mig welding

MA3233	3m	EURO
MA3234	4m	EURO
MA3235	5m	EURO



		3 - 4 - 5 m	1.25 Kg / 1 m		
V peak	113	⌀ mm	0.8 - 0.9 1.0 - 1.2	X 60%	230A CO_2 220A Mix

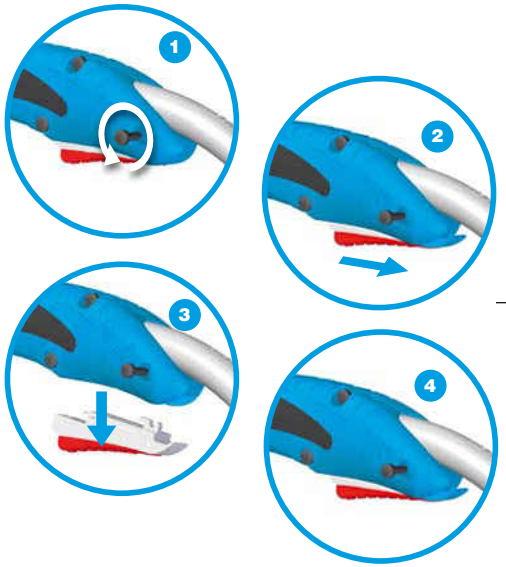

Sostituzione rapida del pulsante

Quick Trigger Replacement

Schnellwechselsystem für den Schalter

Remplacement rapide de la gâchette

Sustitucion rápida del pulsador

Kolay ve çabuk tetik değişimi.

Быстрая замена курка



EURO

EN 60974-7

All trademarks are of exclusive property of the respective companies. Data and images are indicative and may be changed in any time without notice.

ME0216 brass	ME0240 brass	**ME0016 copper**	ME0060 copper	ME0040 copper
			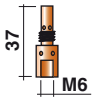	
35 M6	35 M8	35 M6	37 M6	35 M8

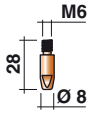

Ø	Cu	Cu-Ni	Cu for Al	CuCrZr	Triangular Cu
0,6	MD0009-06	MD0009-36		MD0009-76	
0,8	MD0009-08	MD0009-38	MD0009-58	MD0009-78	MD1009-08
0,9	MD0009-09				
1,0	**MD0009-10**	MD0009-40	MD0009-60	MD0009-80	MD1009-10
1,2	MD0009-12	MD0009-42	MD0009-62	MD0009-82	MD1009-12
1,4	MD0009-14	MD0009-44		MD0009-84	
1,6	MD0009-16	MD0009-46	MD0009-66	MD0009-86	

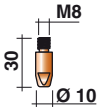

Ø	Cu	Cu-Ni	Cu for Al	CuCrZr	Triangular Cu	Triangular CuCrZr
0,8	MD0005-08	MD0005-38	MD0005-58	MD0005-78		
0,9	MD0005-09		MD0005-59			
1,0	MD0005-10	MD0005-40	MD0005-60	MD0005-80	MD1005-10	MD1005-80
1,2	MD0005-12	MD0005-42	MD0005-62	MD0005-82	MD1005-12	MD1005-82
1,4	MD0005-14	MD0005-44		MD0005-84		
1,6	MD0005-16	MD0005-46	MD0005-66	MD0005-86	MD1005-16	MD1005-86
2,0	MD0005-20		MD0005-70			
2,4	MD0005-24		MD0005-74			

MC0265	MC0022	MC0267	**MC0023**	MC0024	MC0025
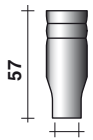	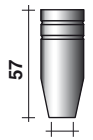	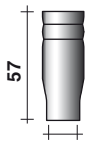		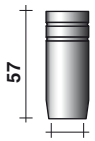	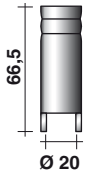
57 Ø 11	57 Ø 11.5	57 Ø 14	57 Ø 15	57 Ø 18	66,5 Ø 20

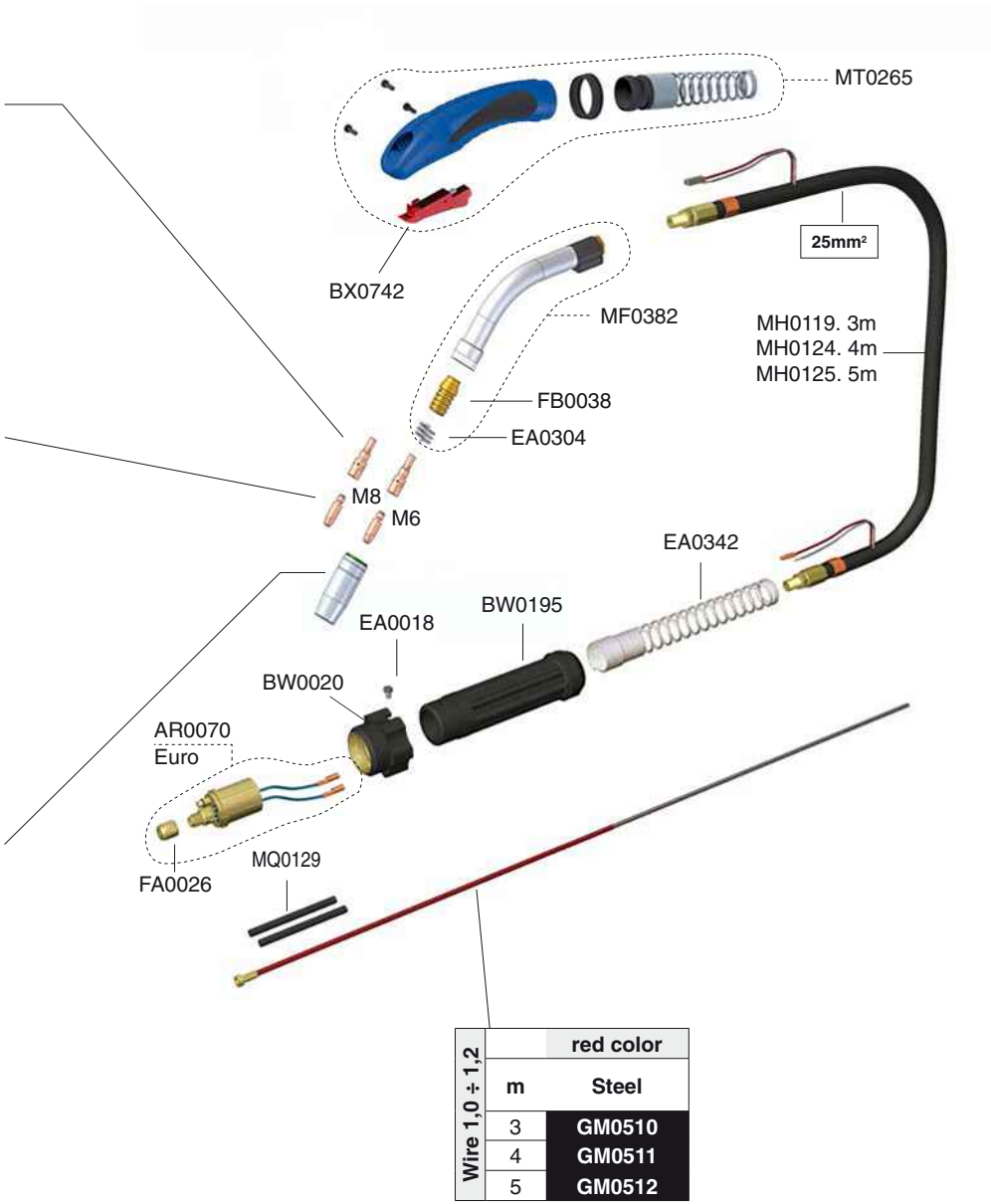

Wire 1,0 ÷ 1,2	red color	
	m	Steel
	3	GM0510
	4	GM0511
	5	GM0512

STANDARD

Copyright © 2012 Trafimet Spa
Edition 08/2012

All trademarks are of exclusive property of the respective companies.
Data and images are indicative and may be changed in any time without notice.

TPLUS **26**

Mig welding

MA3323	3m	EURO
MA3324	4m	EURO
MA3325	5m	EURO

1.46 Kg

3 - 4 - 5 m

1 m

V peak	113	ø mm	0.8 - 0.9 1.0 - 1.2	X 60%	290A CO_2 260A Mix



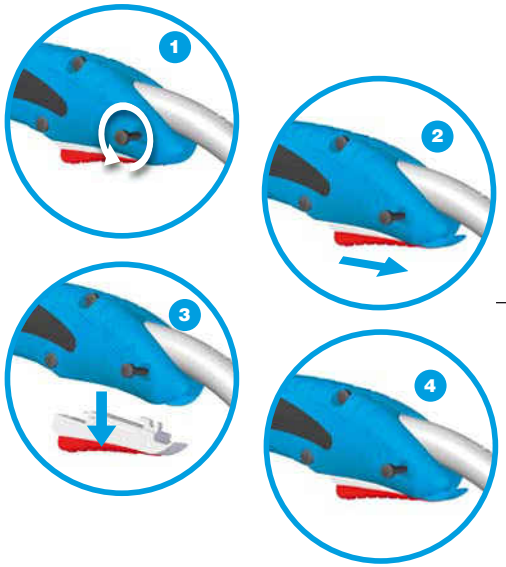

Sostituzione rapida del pulsante

Quick Trigger Replacement

Schnellwechselsystem für den Schalter

Remplacement rapide de la gâchette

Sustitucion rápida del pulsador

Kolay ve çabuk tetik değişimi.

Быстрая замена курка



EURO

EN 60974-7

All trademarks are of exclusive property of the respective companies. Data and images are indicative and may be changed in any time without notice.

ME0085 plastic white	**ME0585 ceramic**	ME0485 compound high tech





M6	**MD0061-00**
M8	MD0062-00

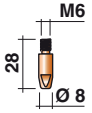

Ø	Cu	Cu-Ni	Cu for Al	CuCrZr	Triangular Cu
0,6	MD0009-06	MD0009-36		MD0009-76	
0,8	MD0009-08	MD0009-38	MD0009-58	MD0009-78	MD1009-08
0,9	MD0009-09				
1,0	**MD0009-10**	MD0009-40	MD0009-60	MD0009-80	MD1009-10
1,2	MD0009-12	MD0009-42	MD0009-62	MD0009-82	MD1009-12
1,4	MD0009-14	MD0009-44		MD0009-84	
1,6	MD0009-16	MD0009-46	MD0009-66	MD0009-86	

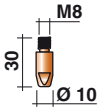

Ø	Cu	Cu-Ni	Cu for Al	CuCrZr	Triangular Cu	Triangular CuCrZr
0,8	MD0005-08	MD0005-38	MD0005-58	MD0005-78		
0,9	MD0005-09		MD0005-59			
1,0	MD0005-10	MD0005-40	MD0005-60	MD0005-80	MD1005-10	MD1005-80
1,2	MD0005-12	MD0005-42	MD0005-62	MD0005-82	MD1005-12	MD1005-82
1,4	MD0005-14	MD0005-44		MD0005-84		
1,6	MD0005-16	MD0005-46	MD0005-66	MD0005-86	MD1005-16	MD1005-86
2,0	MD0005-20		MD0005-70			
2,4	MD0005-24		MD0005-74			

MC0290	MC0292	MC0268	MC0276 light	**MC0568 quick release**	MC0576 light quick release	MC0340 **heavy duty**	MC0291	MC0293

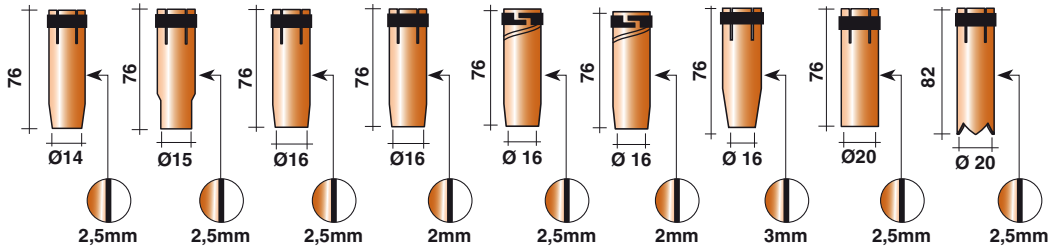

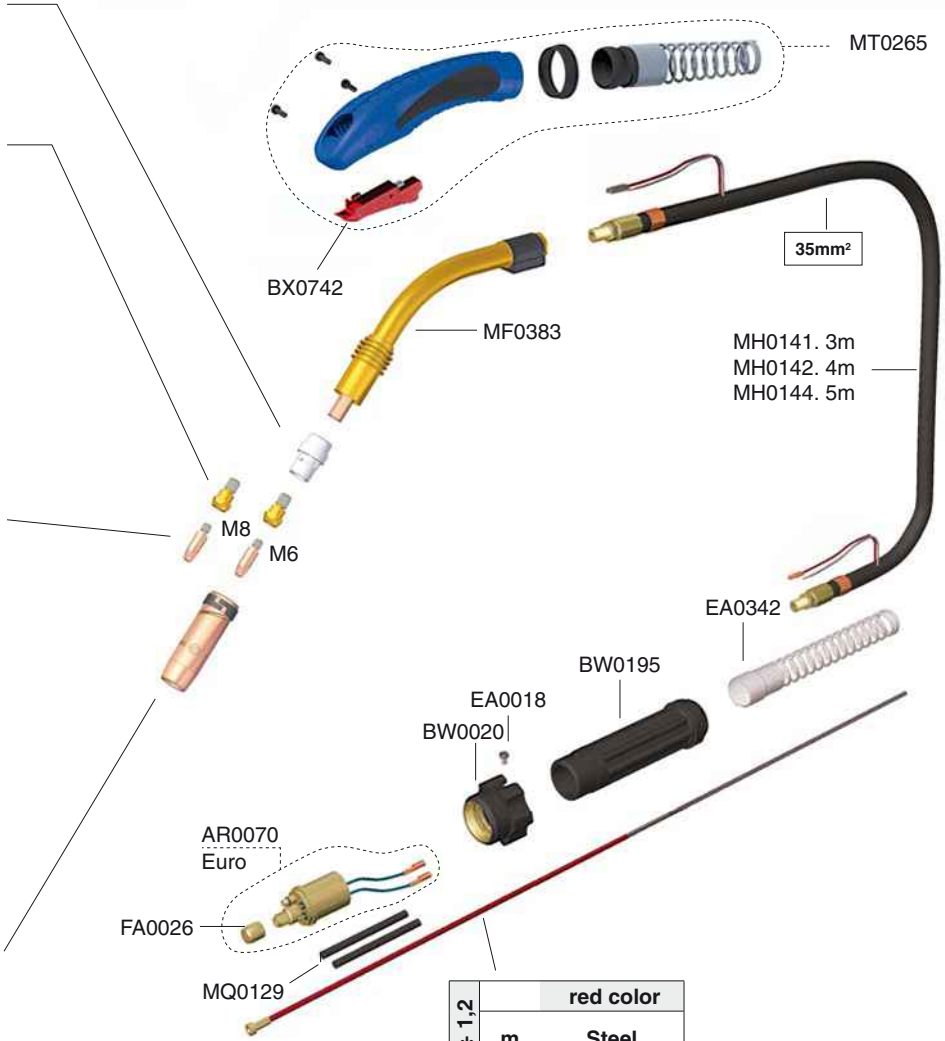

Wire 1,0 ÷ 1,2	red color	
	m	Steel
	3	**GM0510**
	4	**GM0511**
	5	**GM0512**

STANDARD

Copyright © 2012 Trafimet Spa
Edition 08/2012

All trademarks are of exclusive property of the respective companies.
Data and images are indicative and may be changed in any time without notice.

TPLUS **36**

Mig welding

Liner			
1.0 ÷ 1.2 mm – M8 standard	MA3423	3m	EURO
	MA3424	4m	EURO
	MA3425	5m	EURO
1.2 ÷ 1.6 mm – M8 standard	MA3433	3m	EURO
	MA3434	4m	EURO
	MA3435	5m	EURO



quick release - standard equipment

clockwise in · clockwise out · IN · OUT · INTERNATIONAL PATENT

1.6 Kg

3 - 4 - 5 m

1 m

V peak	113
ø mm	0.6 - 0.8 - 0.9 1.0 - 1.2 - 1.6
X 60%	340A CO_2 320A Mix

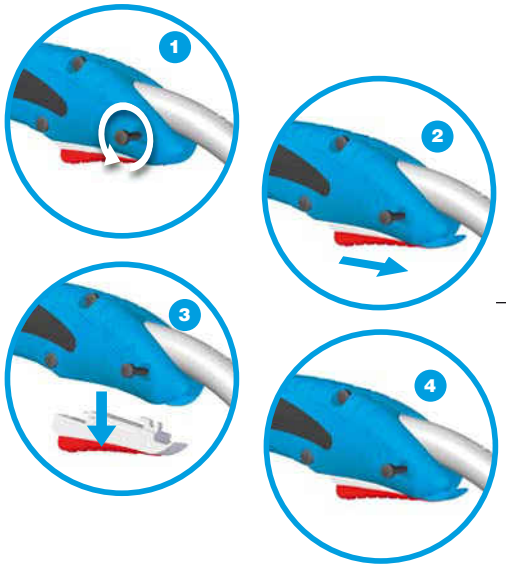

Sostituzione rapida del pulsante

Quick Trigger Replacement

Schnellwechselsystem für den Schalter

Remplacement rapide de la gâchette

Sustitucion rápida del pulsador

Kolay ve çabuk tetik değişimi.

Быстрая замена курка



EURO

EN 60974-7

All trademarks are of exclusive property of the respective companies. Data and images are indicative and may be changed in any time without notice.

ME0017 plastic white	ME0041 plastic black	**ME0517 ceramic**	ME0417 compound high tech
			



M6	MD0063-00
M8	**MD0064-00**

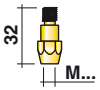

M6	MD0131-00
M8	MD0132-00

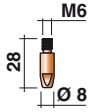

Ø	Cu	Cu-Ni	Cu for Al	CuCrZr	Triangular Cu
0,6	MD0009-06	MD0009-36		MD0009-76	
0,8	MD0009-08	MD0009-38	MD0009-58	MD0009-78	MD1009-08
0,9	MD0009-09				
1,0	MD0009-10	MD0009-40	MD0009-60	MD0009-80	MD1009-10
1,2	MD0009-12	MD0009-42	MD0009-62	MD0009-82	MD1009-12
1,4	MD0009-14	MD0009-44		MD0009-84	
1,6	MD0009-16	MD0009-46	MD0009-66	MD0009-86	

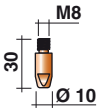

Ø	Cu	Cu-Ni	Cu for Al	CuCrZr	Triangular Cu	Triangular CuCrZr
0,8	MD0005-08	MD0005-38	MD0005-58	MD0005-78		
0,9	MD0005-09		MD0005-59			
1,0	MD0005-10	MD0005-40	MD0005-60	MD0005-80	MD1005-10	MD1005-80
1,2	MD0005-12	MD0005-42	MD0005-62	**MD0005-82**	MD1005-12	MD1005-82
1,4	MD0005-14	MD0005-44		MD0005-84		
1,6	MD0005-16	MD0005-46	MD0005-66	MD0005-86	MD1005-16	MD1005-86
2,0	MD0005-20		MD0005-70			
2,4	MD0005-24		MD0005-74			

MC0026	MC0027	MC0440 light	**MC0527 quick release**	MC0540 light quick release	MC0109	MC0028	MC0110
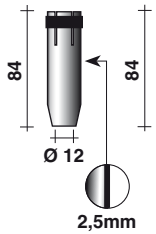	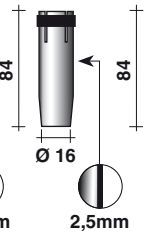	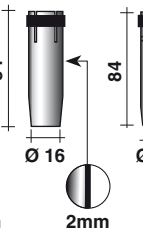	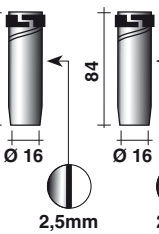	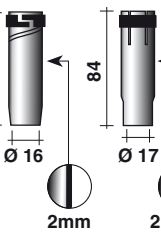	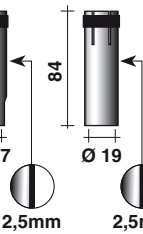	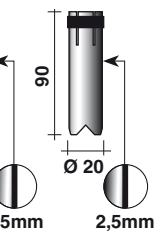	
84	84	84	84	84	84	84	90
Ø 12	Ø 16	Ø 16	Ø 16	Ø 16	Ø 17	Ø 19	Ø 20
2,5mm	2,5mm	2mm	2,5mm	2mm	2,5mm	2,5mm	2,5mm

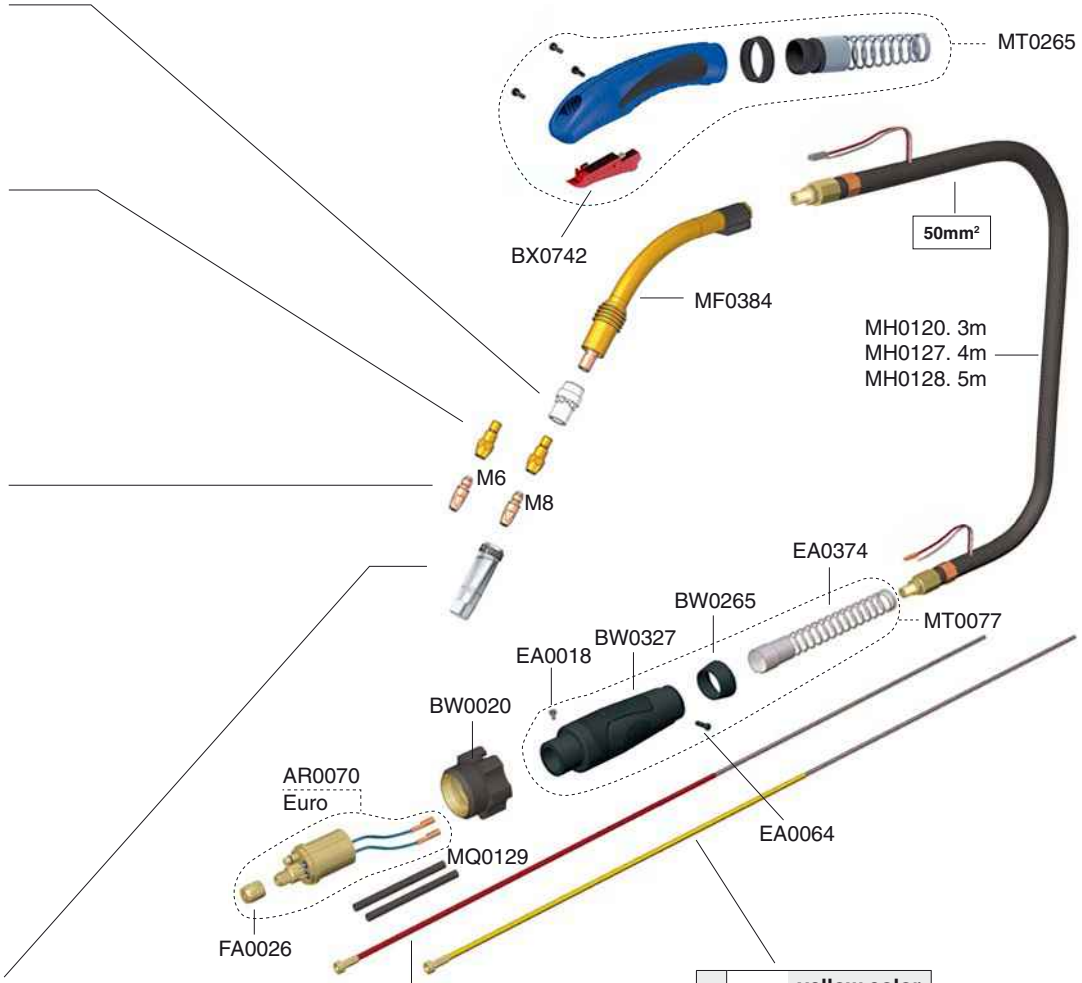

Wire 1,0 ÷ 1,2	red color	
	m	Steel
	3	**GM0510**
	4	**GM0511**
	5	**GM0512**

Wire 1,2 ÷ 1,6	yellow color	
	m	Steel
	3	**GM0540**
	4	**GM0541**
	5	**GM0542**

M8 STANDARD **M8 STANDARD**

Copyright © 2012 Trafimet Spa
Edition 08/2012

All trademarks are of exclusive property of the respective companies.
Data and images are indicative and may be changed in any time without notice.

TPLUS **240**

Mig welding

MB3523	3m	EURO
MB3524	4m	EURO
MB3525	5m	EURO

3 - 4 - 5 m

1.3 Kg

1 m

V peak	113	ø mm	0.8 - 0.9 1.0 - 1.2	X 100%	300A CO_2 270A Mix
	2÷4 bar		1.6 l/min		

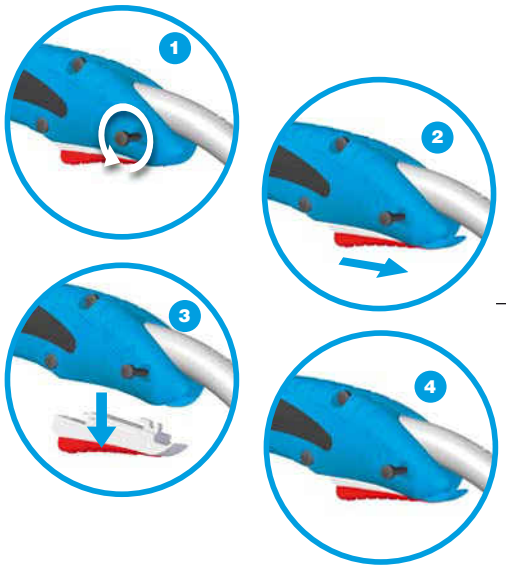

Sostituzione rapida del pulsante

Quick Trigger Replacement

Schnellwechselsystem für den Schalter

Remplacement rapide de la gâchette

Sustitucion rápida del pulsador

Kolay ve çabuk tetik değişimi.

Быстрая замена курка



TRAFIMET STYLE

BW0502 BW0503



EURO

EN 60974-7

All trademarks are of exclusive property of the respective companies. Data and images are indicative and may be changed in any time without notice.

Better performances and protection for your torch

UTI000157



control leads
BX0156. 3m
BX0157. 4m
BX0158. 5m

wire conduit
QB0072. 3m
QB0073. 4m
QB0074. 5m

gas hose
QB0080. 3m
QB0081. 4m
QB0082. 5m

cover
MQ0205. 3m
MQ0206. 4m
MQ0207. 5m

water inlet hose
QB0076. 3m
QB0077. 4m
QB0078. 5m

water outlet - power cable
QA0019. 3m
QA0020. 4m
QA0021. 5m

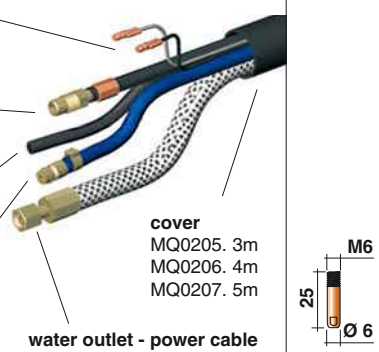

ME0084 plastic white	**ME0584 ceramic**	ME0086 silicon red	ME0484 compound high tech



MD0138-00 brass

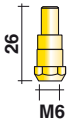

Ø	Cu	Cu-Ni	Cu for Al	CuCrZr
0,6	MD0008-06	MD0008-36		
0,8	MD0008-08	MD0008-38	MD0008-58	MD0008-78
0,9	MD0008-09			
1,0	**MD0008-10**	MD0008-40	MD0008-60	MD0008-80
1,2	MD0008-12	MD0008-42	MD0008-62	MD0008-82

MC0302	**MC0301**	MC0300	MC0303

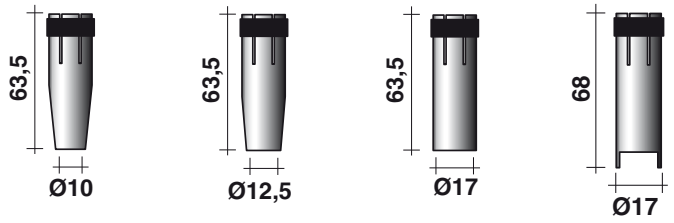

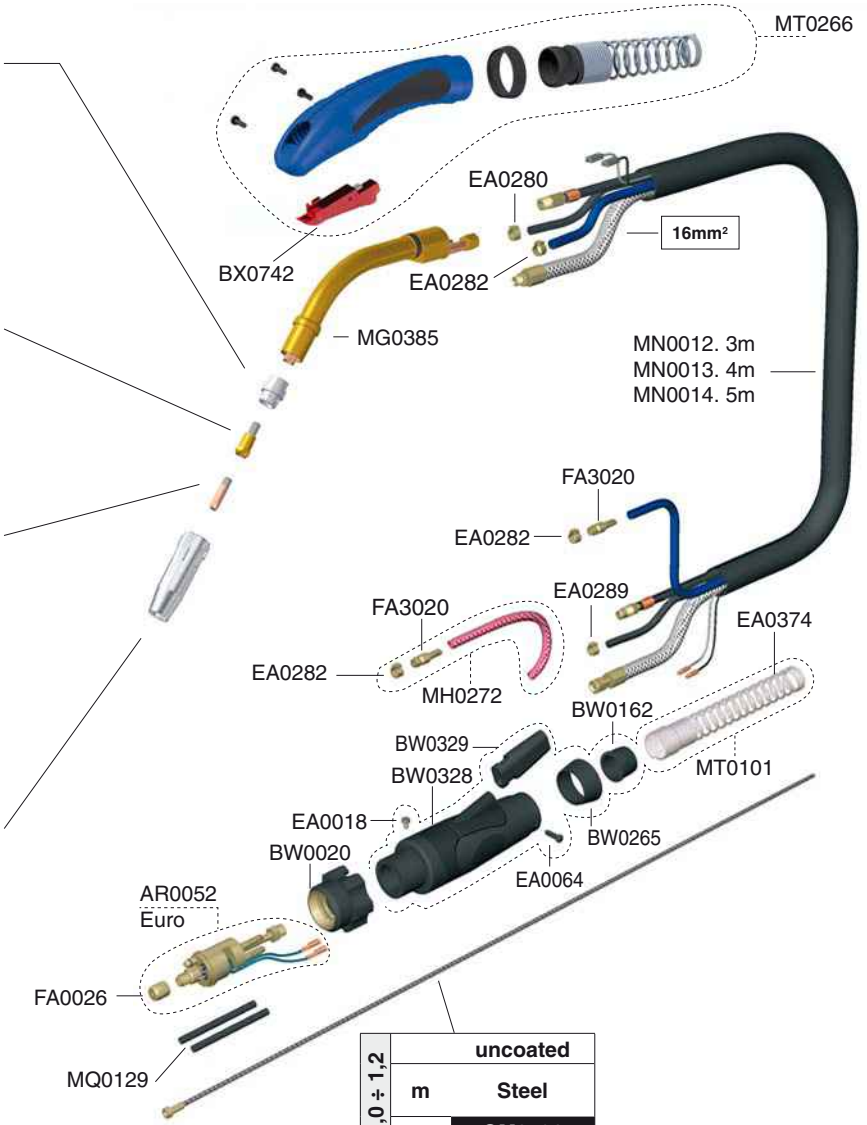

Wire 1,0 ÷ 1,2	uncoated	
	m	Steel
	3	**GM0526**
	4	**GM0527**
	5	**GM0528**

STANDARD

Copyright © 2012 Trafimet Spa
Edition 08/2012

All trademarks are of exclusive property of the respective companies.
Data and images are indicative and may be changed in any time without notice.

TPLUS **400**

Mig welding

MB3623	3m	EURO
MB3624	4m	EURO
MB3625	5m	EURO

3 - 4 - 5 m

1.45 Kg

1 m

V peak	113
ø mm	1.0 - 1.2 - 1.6
X 100%	400A CO_2 350A Mix
	2÷4 bar
	1.6 l/min

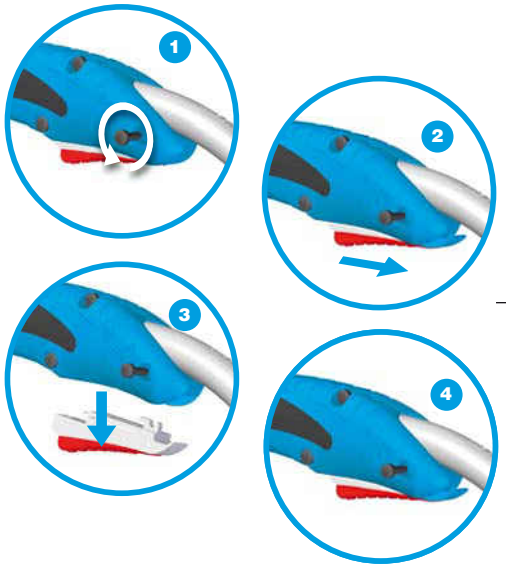

Sostituzione rapida del pulsante

Quick Trigger Replacement

Schnellwechselsystem für den Schalter

Remplacement rapide de la gâchette

Sustitucion rápida del pulsador

Kolay ve çabuk tetik değişimi.

Быстрая замена курка



TRAFIMET STYLE

BW0502 BW0503

EURO

EN 60974-7

All trademarks are of exclusive property of the respective companies. Data and images are indicative and may be changed in any time without notice.

Better performances and protection for your torch

UTI000157



control leads
BX0156. 3m
BX0157. 4m
BX0158. 5m

wire conduit
QB0072. 3m
QB0073. 4m
QB0074. 5m

gas hose
QB0080. 3m
QB0081. 4m
QB0082. 5m

water inlet hose
QB0076. 3m
QB0077. 4m
QB0078. 5m

cover
MQ0205. 3m
MQ0206. 4m
MQ0207. 5m

water outlet - power cable
QA0019. 3m
QA0020. 4m
QA0021. 5m

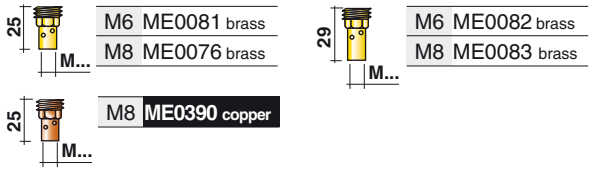

ME0074 plastic black	ME0079 plastic white	**ME0579 ceramic**	ME0479 compound high tech



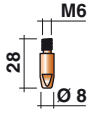

Ø	Cu	Cu-Ni	Cu for Al	CuCrZr	Triangular Cu
0,6	MD0009-06	MD0009-36		MD0009-76	
0,8	MD0009-08	MD0009-38	MD0009-58	MD0009-78	MD1009-08
0,9	MD0009-09				
1,0	MD0009-10	MD0009-40	MD0009-60	MD0009-80	MD1009-10
1,2	MD0009-12	MD0009-42	MD0009-62	MD0009-82	MD1009-12
1,4	MD0009-14	MD0009-44		MD0009-84	
1,6	MD0009-16	MD0009-46	MD0009-66	MD0009-86	

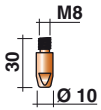

Ø	Cu	Cu-Ni	Cu for Al	CuCrZr
0,8	MD0005-08	MD0005-38	MD0005-58	MD0005-78
0,9	MD0005-09		MD0005-59	
1,0	MD0005-10	MD0005-40	MD0005-60	MD0005-80
1,2	MD0005-12	MD0005-42	MD0005-62	**MD0005-82**
1,4	MD0005-14	MD0005-44		MD0005-84
1,6	MD0005-16	MD0005-46	MD0005-66	MD0005-86
2,0	MD0005-20		MD0005-70	
2,4	MD0005-24		MD0005-74	

Ø	Triangular Cu	Triangular CuCrZr
1,0	MD1005-10	MD1005-80
1,2	MD1005-12	MD1005-82
1,6	MD1005-16	MD1005-86

MC0290	MC0292	MC0268	MC0276 light	**MC0568 quick release**	MC0576 light quick release	MC0340 **heavy duty**	MC0291	MC0293

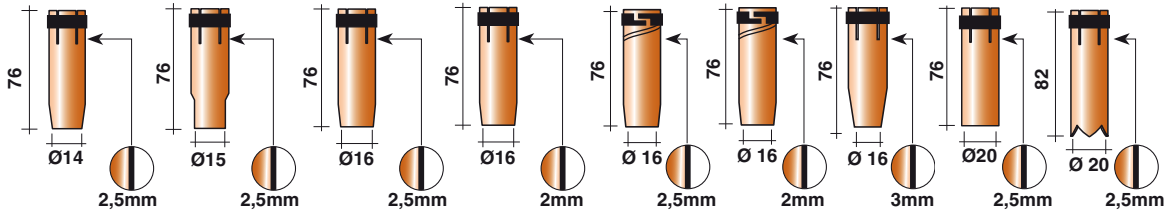

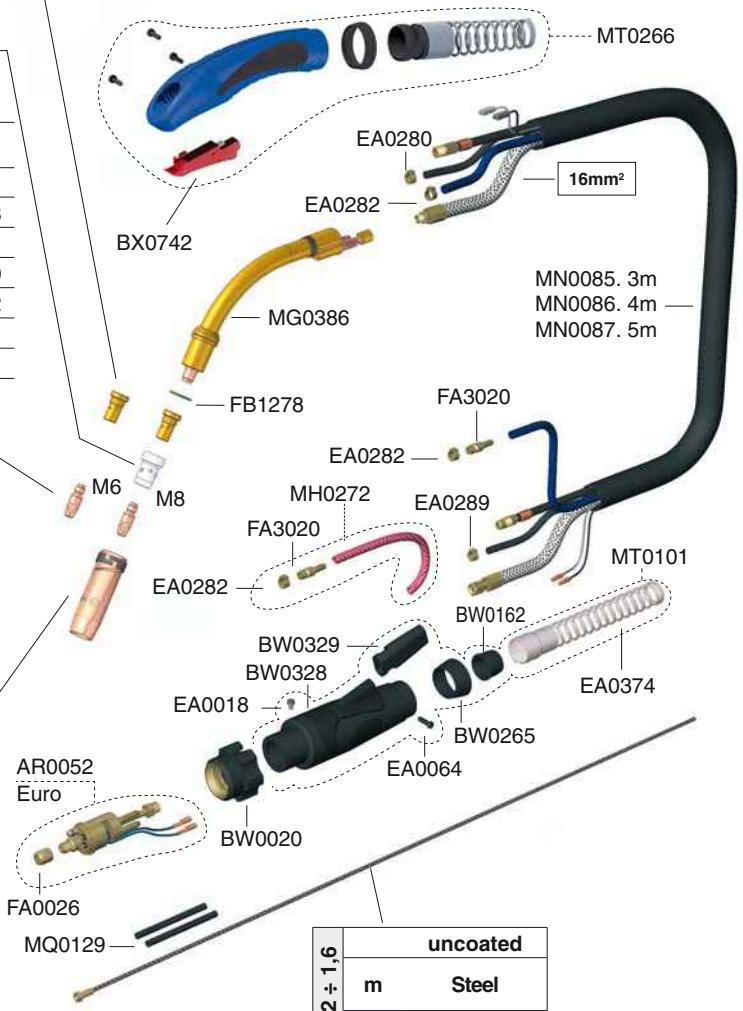

Wire 1,2 ÷ 1,6	m	uncoated Steel
	3	**GM0530**
	4	**GM0531**
	5	**GM0532**

STANDARD

Copyright © 2012 Trafimet Spa
Edition 08/2012

All trademarks are of exclusive property of the respective companies.
Data and images are indicative and may be changed in any time without notice.

TPLUS **500**

Mig welding

MB3723	3m	EURO
MB3724	4m	EURO
MB3425	5m	EURO

3 - 4 - 5 m

1.45 Kg

1 m

V peak	113	Ø mm	1.0 - 1.2 - 1.6 2.0 - 2.4	X 100%	500A CO_2 450A Mix
2÷4 bar		1.6 l/min			



quick release - standard equipment

clockwise in - clockwise out

IN OUT

INTERNATIONAL PATENT

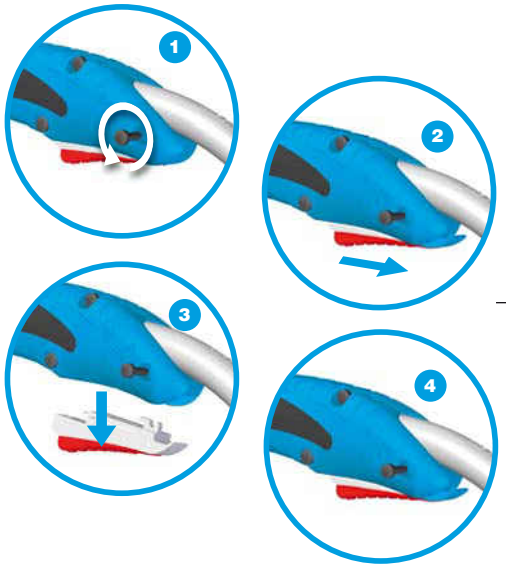

Sostituzione rapida del pulsante

Quick Trigger Replacement

Schnellwechselsystem für den Schalter

Remplacement rapide de la gâchette

Sustitucion rápida del pulsador

Kolay ve çabuk tetik değişimi.

Быстрая замена курка

TRAFIMET STYLE



BW0502 BW0503



EURO

EN 60974-7

All trademarks are of exclusive property of the respective companies. Data and images are indicative and may be changed in any time without notice.

Better performances and protection for your torch

UTI000157



control leads
BX0156. 3m
BX0157. 4m
BX0158. 5m

wire conduit
QB0072. 3m
QB0073. 4m
QB0074. 5m

gas hose
QB0080. 3m
QB0081. 4m
QB0082. 5m

water inlet hose
QB0076. 3m
QB0077. 4m
QB0078. 5m

cover
MQ0205. 3m
MQ0206. 4m
MQ0207. 5m

water outlet - power cable
QA0019. 3m
QA0020. 4m
QA0021. 5m





M6 ME0081 brass
M8 ME0076 brass



M8 **ME0390 copper**



M6 ME0082 brass
M8 ME0083 brass

ME0074 plastic black	ME0079 plastic white	**ME0579 ceramic**	ME0479 compound high tech



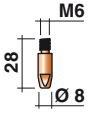

Ø	Cu	Cu-Ni	Cu for Al	CuCrZr	Triangular Cu
0,6	MD0009-06	MD0009-36		MD0009-76	
0,8	MD0009-08	MD0009-38	MD0009-58	MD0009-78	MD1009-08
0,9	MD0009-09				
1,0	MD0009-10	MD0009-40	MD0009-60	MD0009-80	MD1009-10
1,2	MD0009-12	MD0009-42	MD0009-62	MD0009-82	MD1009-12
1,4	MD0009-14	MD0009-44		MD0009-84	
1,6	MD0009-16	MD0009-46	MD0009-66	MD0009-86	

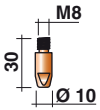

Ø	Cu	Cu-Ni	Cu for Al	CuCrZr
0,8	MD0005-08	MD0005-38	MD0005-58	MD0005-78
0,9	MD0005-09		MD0005-59	
1,0	MD0005-10	MD0005-40	MD0005-60	MD0005-80
1,2	MD0005-12	MD0005-42	MD0005-62	**MD0005-82**
1,4	MD0005-14	MD0005-44		MD0005-84
1,6	MD0005-16	MD0005-46	MD0005-66	MD0005-86
2,0	MD0005-20		MD0005-70	
2,4	MD0005-24		MD0005-74	

Ø	Triangular Cu	Triangular CuCrZr
1,0	MD1005-10	MD1005-80
1,2	MD1005-12	MD1005-82
1,6	MD1005-16	MD1005-86

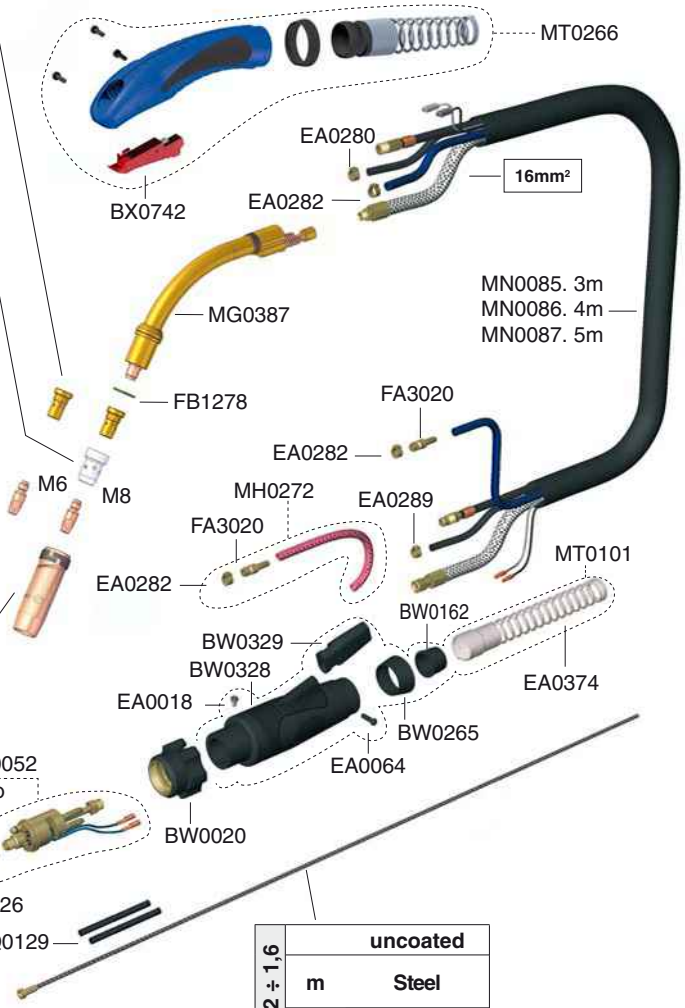

Wire 1,2 ÷ 1,6	uncoated	
	m	Steel
	3	GM0530
	4	GM0531
	5	GM0532

MC0290	MC0292	MC0268	MC0276 light	**MC0568 quick release**	MC0576 light quick release	MC0340 **heavy duty**	MC0291	MC0293

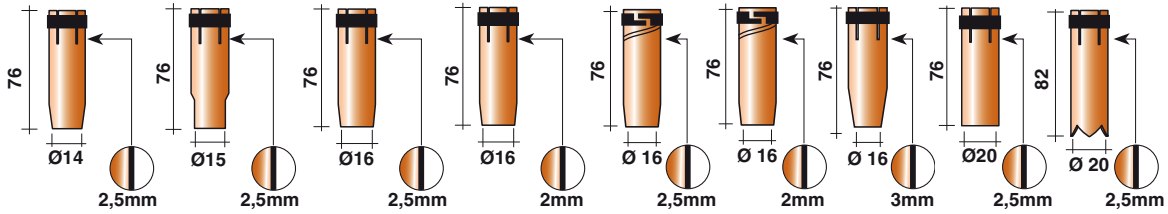

STANDARD

Copyright © 2012 Trafimet Spa
Edition 08/2012

All trademarks are of exclusive property of the respective companies.
Data and images are indicative and may be changed in any time without notice.

TOPS **100 GL / 100 V / 140 V**

Mig welding

MA0475	2m - 100 GL	Direct
MA0476	2m - 100 V	Direct
MA0477	2m - 100 V	Direct

GL = Gas Less V = gas Valve

		2 m	0.65 Kg 1 m
100			
V peak	113	mm 0.6 - 0.8 0.9 - 1.0	X 30% 100A CO_2 100A Mix
140V			
V peak	113	mm 0.6 - 0.8 0.9 - 1.0 - 1.2	X 30% 140A CO_2 140A Mix



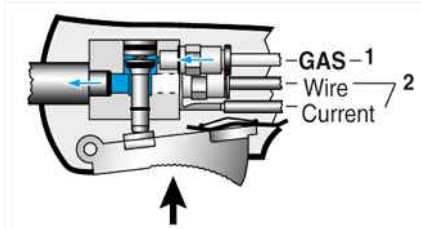

When you push the trigger gas flow (1) opens first and then electric contact (2) closes in order to start welding.



Direct connector



Direct connector

EN 60974-7

All trademarks are of exclusive property of the respective companies. Data and images are indicative and may be changed in any time without notice.

TOPS **100 GL / 100 V**

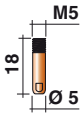

Ø	Cu	
0,6	**MD0001-06**	100 V
0,8	**MD0001-08**	100 GL
0,9	MD0001-09	
1,0	MD0001-10	

MC0133	**MC0134**	MC0135
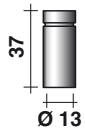	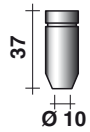	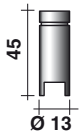

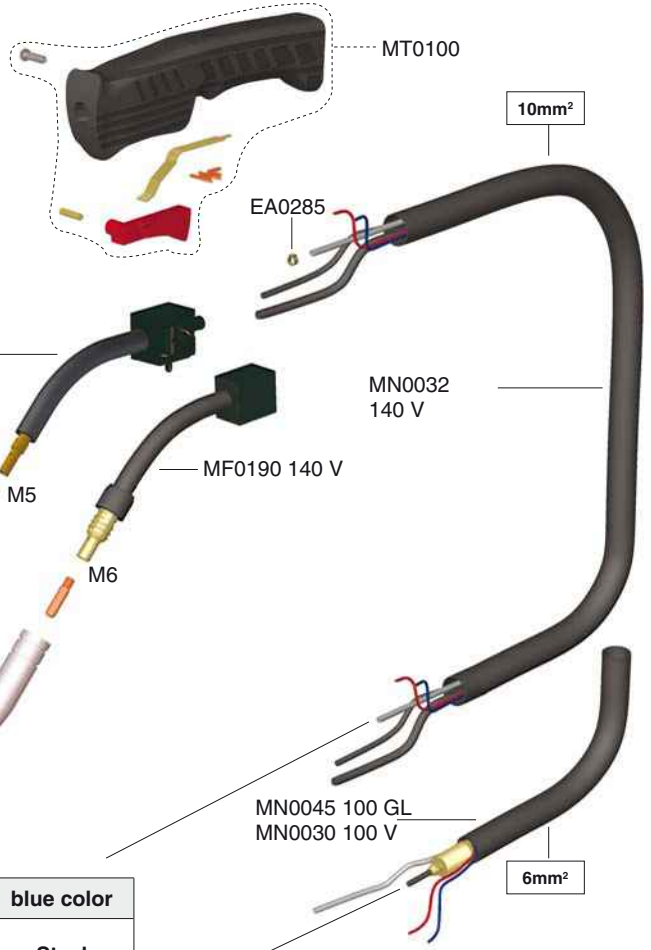

Wire 0,6 ÷ 0,9		
		blue color
	m	Steel
	3	**GM0218**

TOPS **140 V**

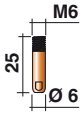

Ø	Cu	Cu-Ni	Alu
0,6	MD0008-06	MD0008-36	
0,8	**MD0008-08**	MD0008-38	MD0008-58
0,9	MD0008-09		
1,0	MD0008-10	MD0008-40	MD0008-60
1,2	MD0008-12	MD0008-42	MD0008-62

MC0017	**MC0018**	MC0266	MC0019	MC0020
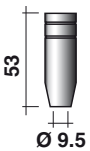	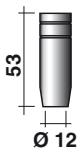	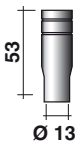	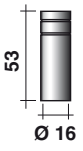	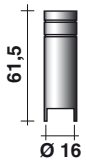

STANDARD

Copyright © 2012 Trafimet Spa
Edition 08/2012

All trademarks are of exclusive property of the respective companies.
Data and images are indicative and may be changed in any time without notice.

PLUS **14**

Mig welding

MA0411	3m	EURO
MA0412	4m	EURO
MA0416	2,5m	Direct
MA0417	3m	Direct



2,5 - 3 - 4 m

0.65 Kg

1 m

V peak	113	mm	0.6 - 0.8 0.9 - 1.0 - 1.2	X 60%	160A CO_2 140A Mix



Direct connector



EURO

EN 60974-7

All trademarks are of exclusive property of the respective companies. Data and images are indicative and may be changed in any time without notice.

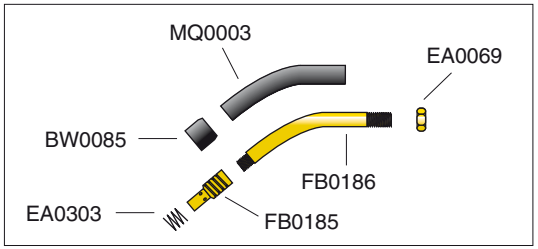

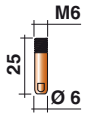

Ø	Cu	Cu-Ni	Alu
0,6	MD0008-06	MD0008-36	
0,8	**MD0008-08**	MD0008-38	MD0008-58
0,9	MD0008-09		
1,0	MD0008-10	MD0008-40	MD0008-60
1,2	MD0008-12	MD0008-42	MD0008-62

MC0017	**MC0018**	MC0266	MC0019	MC0020
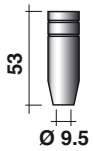	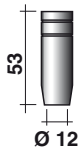	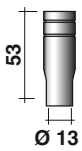	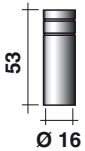	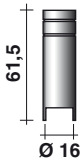

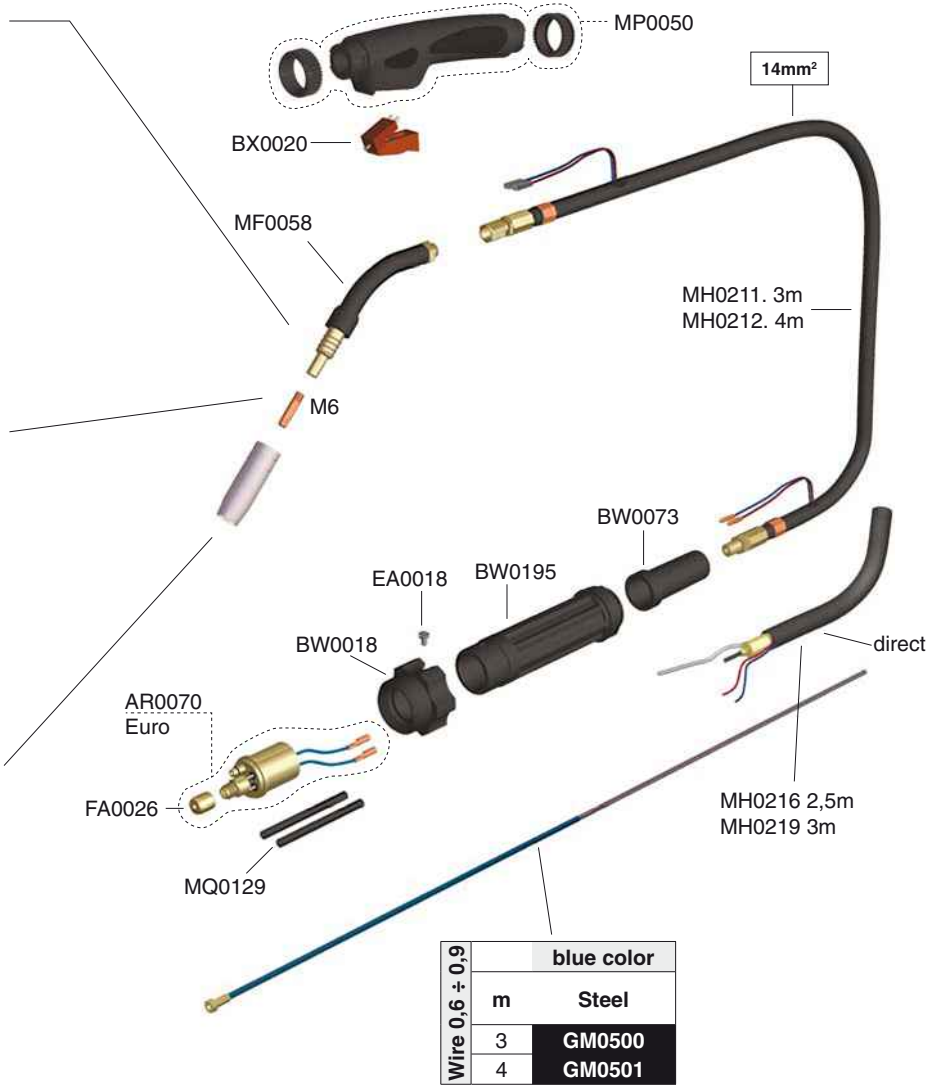

Wire 0,6 ÷ 0,9	blue color
m	Steel
3	**GM0500**
4	**GM0501**

STANDARD

Copyright © 2012 Trafimet Spa
Edition 08/2012

All trademarks are of exclusive property of the respective companies.
Data and images are indicative and may be changed in any time without notice.

ERGOPLUS **15**

Mig welding

MA7043	3m	EURO
MA7044	4m	EURO
MA7045	5m	EURO

0.65 Kg

3 - 4 - 5 m

1 m

V peak	113	ø mm	0.6 - 0.8 0.9 - 1.0	X 60%	180A CO_2 150A Mix



ERGOPLUS 15 + Conversion kit MT0270 = TPLUS 15





EURO

EN 60974-7

All trademarks are of exclusive property of the respective companies. Data and images are indicative and may be changed in any time without notice.

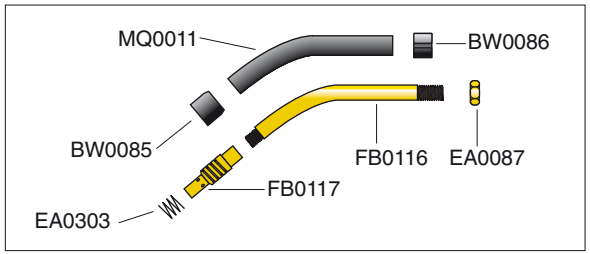

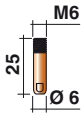

Ø	Cu	Cu-Ni	Cu for Al	CuCrZr
0,6	MD0008-06	MD0008-36		
0,8	**MD0008-08**	MD0008-38	MD0008-58	MD0008-78
0,9	MD0008-09			
1,0	MD0008-10	MD0008-40	MD0008-60	MD0008-80
1,2	MD0008-12	MD0008-42	MD0008-62	MD0008-82

MC0017	**MC0018**	MC0266	MC0019	MC0020
53 Ø 9.5	53 Ø 12	53 Ø 13	53 Ø 16	61,5 Ø 16

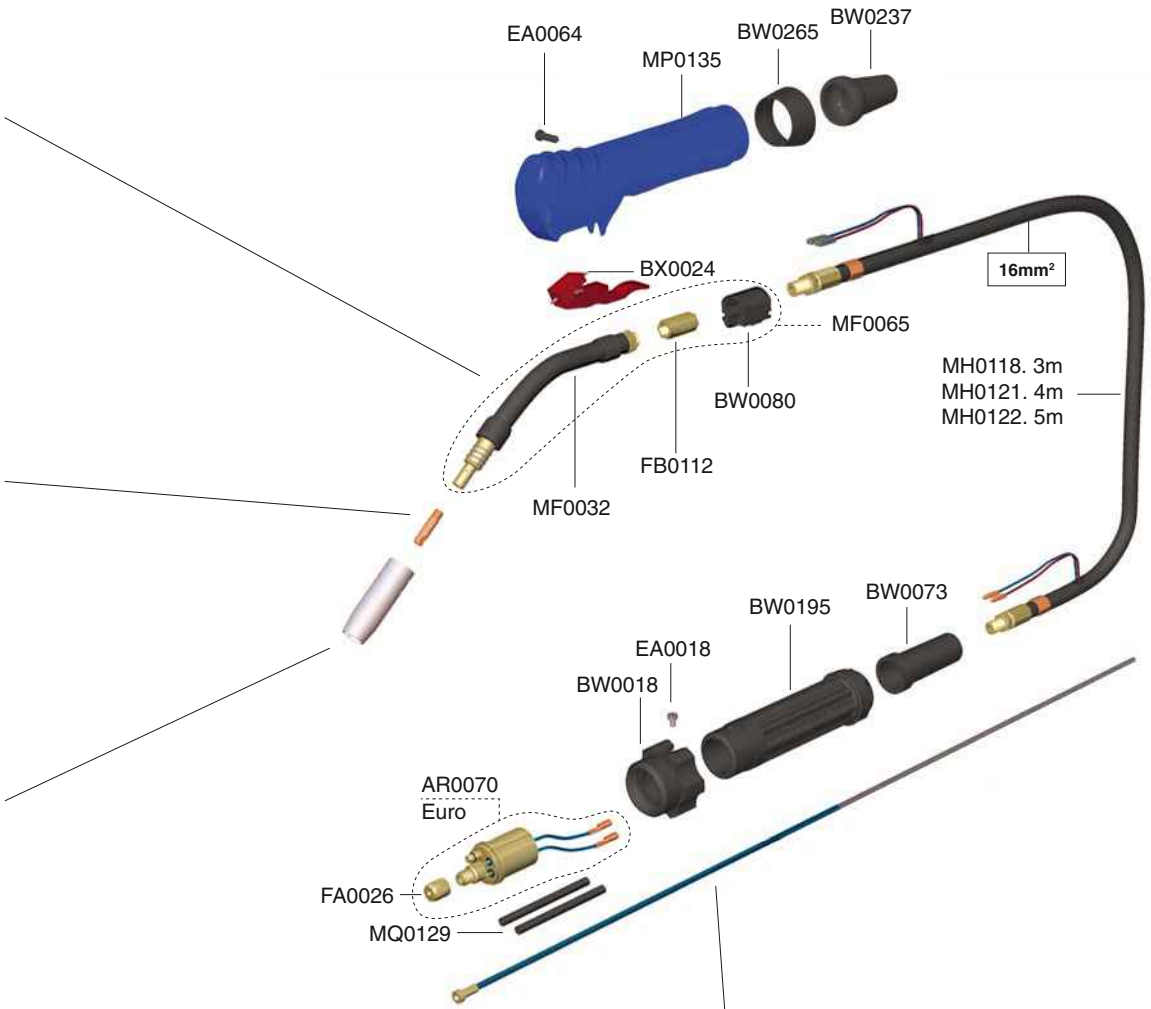

Wire 0,6 ÷ 0,9	blue color
m	Steel
3	**GM0500**
4	**GM0501**
5	**GM0502**

STANDARD

Copyright © 2012 Trafimet Spa
Edition 08/2012

All trademarks are of exclusive property of the respective companies.
Data and images are indicative and may be changed in any time without notice.

ERGOPLUS **15 Flex**

Mig welding

MA7020-03	3m	EURO
MA7020-04	4m	EURO
MA7020-05	5m	EURO

3 - 4 - 5 m

0.65 Kg

1 m

V peak	113	ø mm	0.6 - 0.8 0.9 - 1.0	X 60%	180A CO_2 150A Mix



EURO

EN 60974-7

All trademarks are of exclusive property of the respective companies. Data and images are indicative and may be changed in any time without notice.

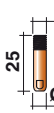

Ø	Cu	Cu-Ni	Cu for Al	CuCrZr
0,6	MD0008-06	MD0008-36		
0,8	**MD0008-08**	MD0008-38	MD0008-58	MD0008-78
0,9	MD0008-09			
1,0	MD0008-10	MD0008-40	MD0008-60	MD0008-80
1,2	MD0008-12	MD0008-42	MD0008-62	MD0008-82

MC0017	**MC0018**	MC0266	MC0019	MC0020
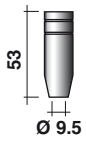	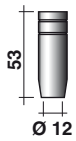	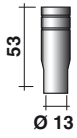	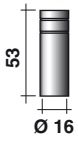	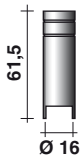

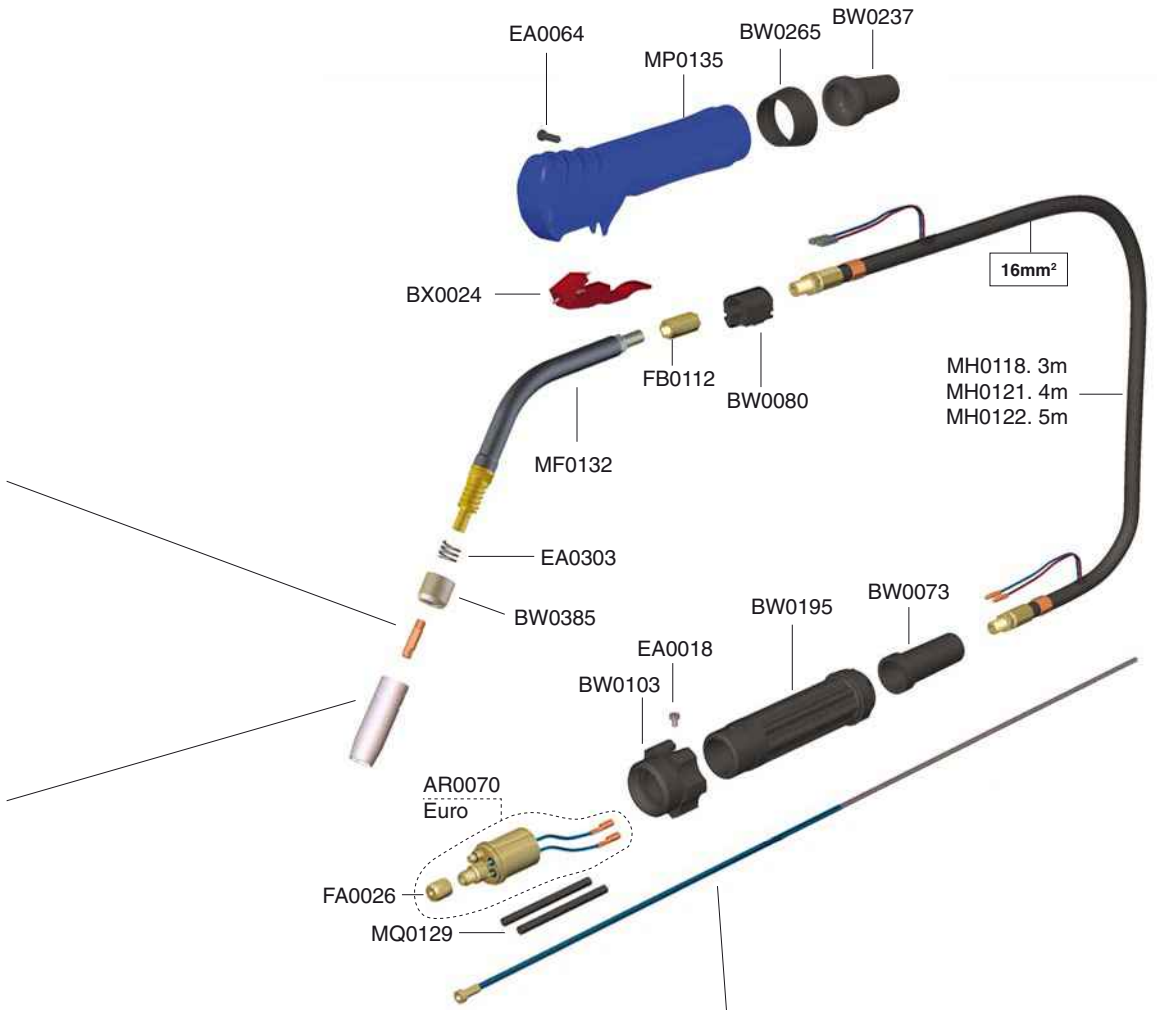

Wire 0,6 ÷ 0,9	blue color
m	Steel
3	**GM0500**
4	**GM0501**
5	**GM0502**

STANDARD

Copyright © 2012 Trafimet Spa
Edition 08/2012

All trademarks are of exclusive property of the respective companies.
Data and images are indicative and may be changed in any time without notice.

ERGOPLUS **24**

Mig welding

MA7143	3m	EURO
MA7144	4m	EURO
MA7145	5m	EURO



1.2 Kg

3 - 4 - 5 m

1 m

V peak	113	mm	0.8 - 0.9 1.0 - 1.2	X 60%	250A CO_2 220A Mix



EURO

EN 60974-7

All trademarks are of exclusive property of the respective companies. Data and images are indicative and may be changed in any time without notice.

GUN PLUS KIT

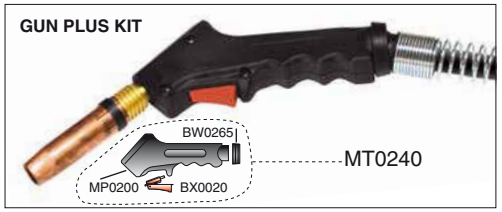

ME0084 plastic white	**ME0584 ceramic**	ME0086 silicon red	ME0484 compound high tech



MD0138-00 brass

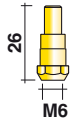

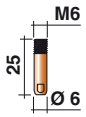

Ø	Cu	Cu-Ni	Cu for Al	CuCrZr
0,6	MD0008-06	MD0008-36		
0,8	**MD0008-08**	MD0008-38	MD0008-58	MD0008-78
0,9	MD0008-09			
1,0	MD0008-10	MD0008-40	MD0008-60	MD0008-80
1,2	MD0008-12	MD0008-42	MD0008-62	MD0008-82

MC0302	**MC0301**	MC0300	MC0303

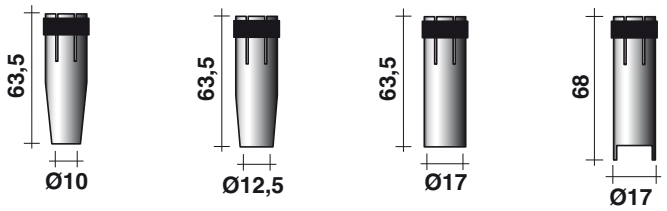

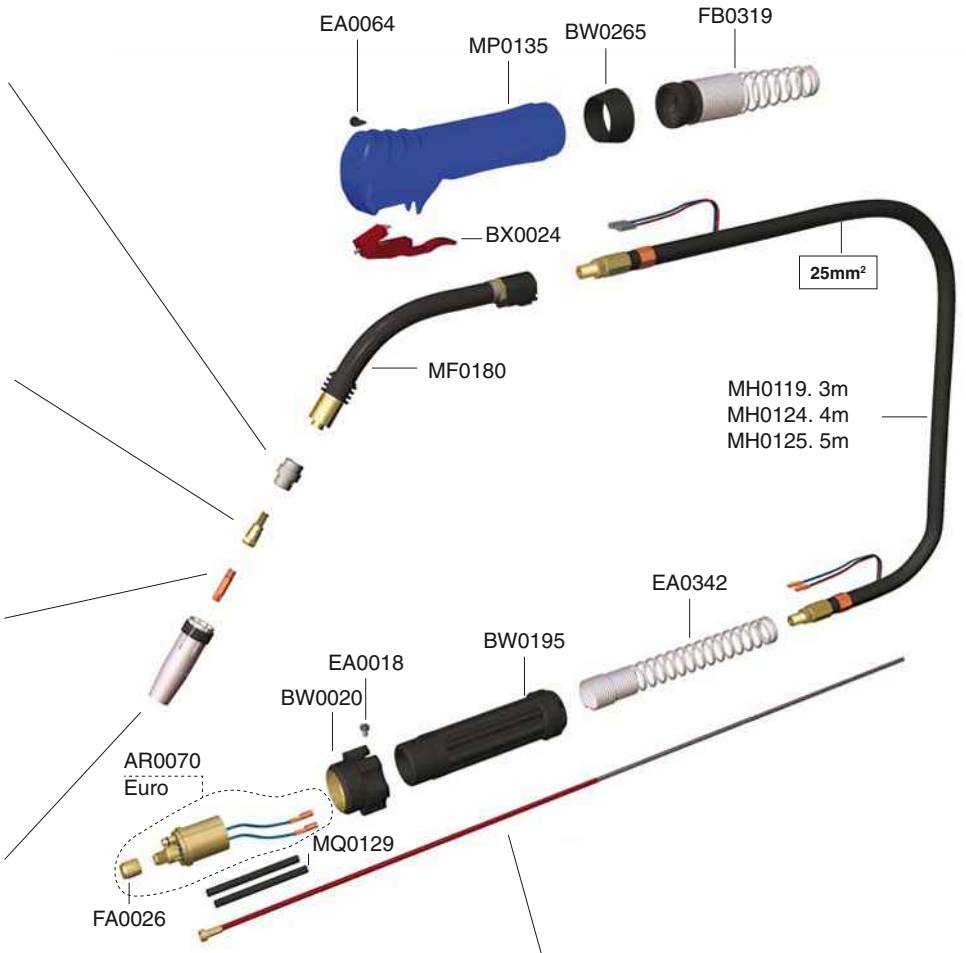

Wire 1,0 ÷ 1,2	red color
m	Steel
3	**GM0510**
4	**GM0511**
5	**GM0512**

STANDARD

Copyright © 2012 Trafimet Spa
Edition 08/2012

All trademarks are of exclusive property of the respective companies.
Data and images are indicative and may be changed in any time without notice.

ERGOPLUS **25**

Mig welding

MA7243	3m	EURO
MA7244	4m	EURO
MA7245	5m	EURO



3 - 4 - 5 m

1.25 Kg

1 m

V peak	113
Ø mm	0.8 - 0.9 1.0 - 1.2
X 60%	230A CO_2 220A Mix

ERGOPLUS 25 Conversion kit MT0272 TPLUS 25



EURO

EN 60974-7

All trademarks are of exclusive property of the respective companies. Data and images are indicative and may be changed in any time without notice.

GUN PLUS KIT

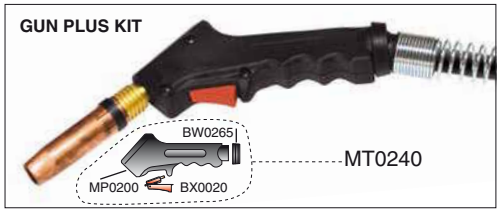

ME0216 brass	ME0240 brass	**ME0016 copper**	ME0060 copper	ME0040 copper
			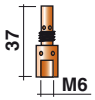	
35 M6	35 M8	35 M6	37 M6	35 M8

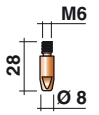

Ø	Cu	Cu-Ni	Cu for Al	CuCrZr	Triangular Cu
0,6	MD0009-06	MD0009-36		MD0009-76	
0,8	MD0009-08	MD0009-38	MD0009-58	MD0009-78	MD1009-08
0,9	MD0009-09				
1,0	**MD0009-10**	MD0009-40	MD0009-60	MD0009-80	MD1009-10
1,2	MD0009-12	MD0009-42	MD0009-62	MD0009-82	MD1009-12
1,4	MD0009-14	MD0009-44		MD0009-84	
1,6	MD0009-16	MD0009-46	MD0009-66	MD0009-86	

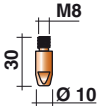

Ø	Cu	Cu-Ni	Cu for Al	CuCrZr	Triangular Cu	Triangular CuCrZr
0,8	MD0005-08	MD0005-38	MD0005-58	MD0005-78		
0,9	MD0005-09		MD0005-59			
1,0	MD0005-10	MD0005-40	MD0005-60	MD0005-80	MD1005-10	MD1005-80
1,2	MD0005-12	MD0005-42	MD0005-62	MD0005-82	MD1005-12	MD1005-82
1,4	MD0005-14	MD0005-44		MD0005-84		
1,6	MD0005-16	MD0005-46	MD0005-66	MD0005-86	MD1005-16	MD1005-86
2,0	MD0005-20		MD0005-70			
2,4	MD0005-24		MD0005-74			

MC0265	MC0022	MC0267	**MC0023**	MC0024	MC0025
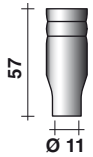	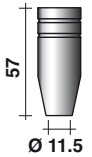	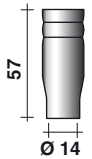	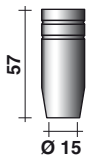	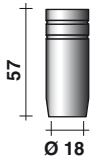	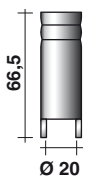
57 Ø 11	57 Ø 11.5	57 Ø 14	57 Ø 15	57 Ø 18	66,5 Ø 20

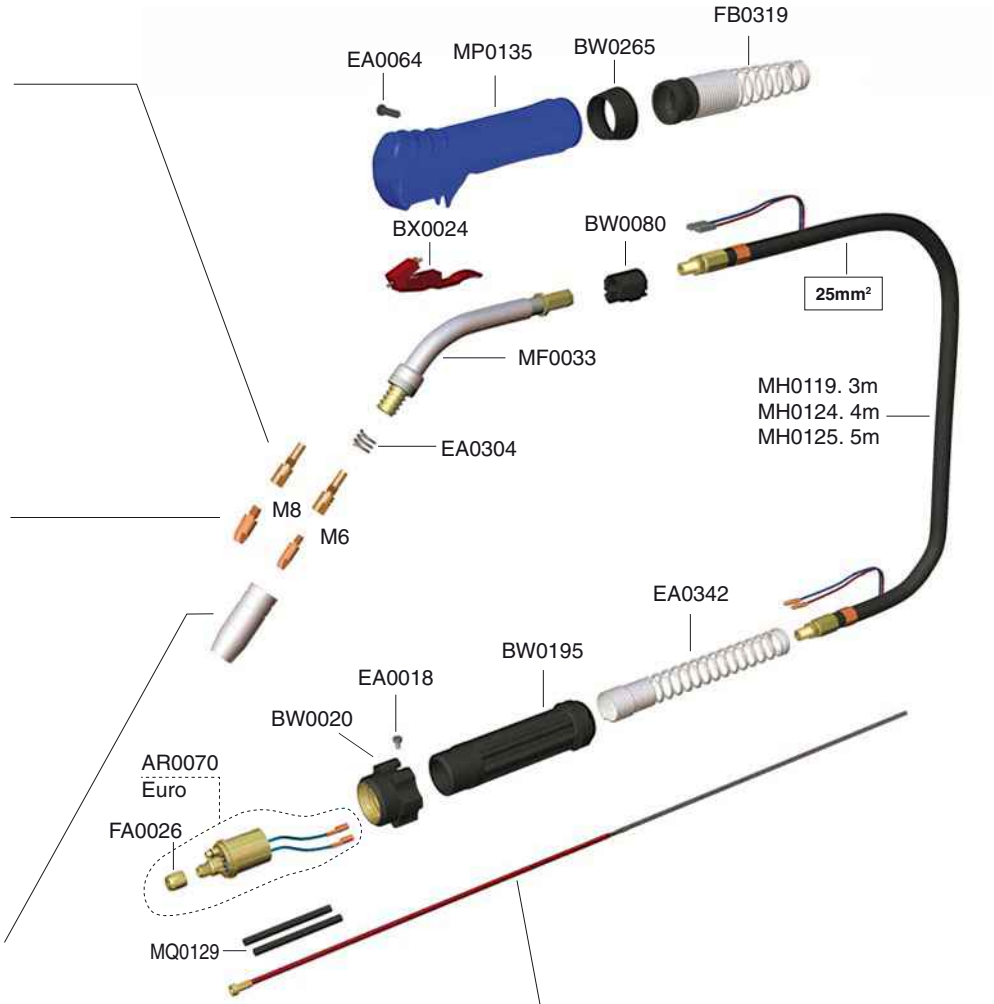

Wire 1,0 ÷ 1,2	red color
m	Steel
3	**GM0510**
4	**GM0511**
5	**GM0512**

STANDARD

Copyright © 2012 Trafimet Spa
Edition 08/2012

All trademarks are of exclusive property of the respective companies.
Data and images are indicative and may be changed in any time without notice.

ERGOPLUS **25 Flex**

Mig welding

MA7220-03	3m	EURO
MA7220-04	4m	EURO
MA7220-05	5m	EURO







V peak	113
Ø mm	0.8 - 0.9 1.0 - 1.2
X 60%	230A CO_2 220A Mix





EN 60974-7

All trademarks are of exclusive property of the respective companies. Data and images are indicative and may be changed in any time without notice.

ME0216 brass	ME0240 brass	**ME0016 copper**	ME0060 copper	ME0040 copper
35 M6	35 M8	35 M6	37 M6	35 M8

M6 — 28 — Ø 8

Ø	Cu	Cu-Ni	Cu for Al	CuCrZr	Triangular Cu
0,6	MD0009-06	MD0009-36			
0,8	MD0009-08	MD0009-38	MD0009-58	MD0009-78	MD1009-08
0,9	MD0009-09				
1,0	**MD0009-10**	MD0009-40	MD0009-60	MD0009-80	MD1009-10
1,2	MD0009-12	MD0009-42	MD0009-62	MD0009-82	MD1009-12
1,4	MD0009-14	MD0009-44			
1,6	MD0009-16	MD0009-46	MD0009-66	MD0009-86	

M8 — 30 — Ø 10

Ø	Cu	Cu-Ni	Cu for Al	CuCrZr	Triangular Cu	Triangular CuCrZr
0,8	MD0005-08	MD0005-38	MD0005-58	MD0005-78		
0,9	MD0005-09		MD0005-59			
1,0	MD0005-10	MD0005-40	MD0005-60	MD0005-80	MD1005-10	MD1005-80
1,2	MD0005-12	MD0005-42	MD0005-62	MD0005-82	MD1005-12	MD1005-82
1,4	MD0005-14	MD0005-44		MD0005-84		
1,6	MD0005-16	MD0005-46	MD0005-66	MD0005-86	MD1005-16	MD1005-86
2,0	MD0005-20		MD0005-70	MD0005-90		
2,4	MD0005-24		MD0005-74	MD0005-94		

MC0265	MC0022	MC0267	**MC0023**	MC0024	MC0025
57 Ø 11	57 Ø 11.5	57 Ø 14	57 Ø 15	57 Ø 18	66,5 Ø 20

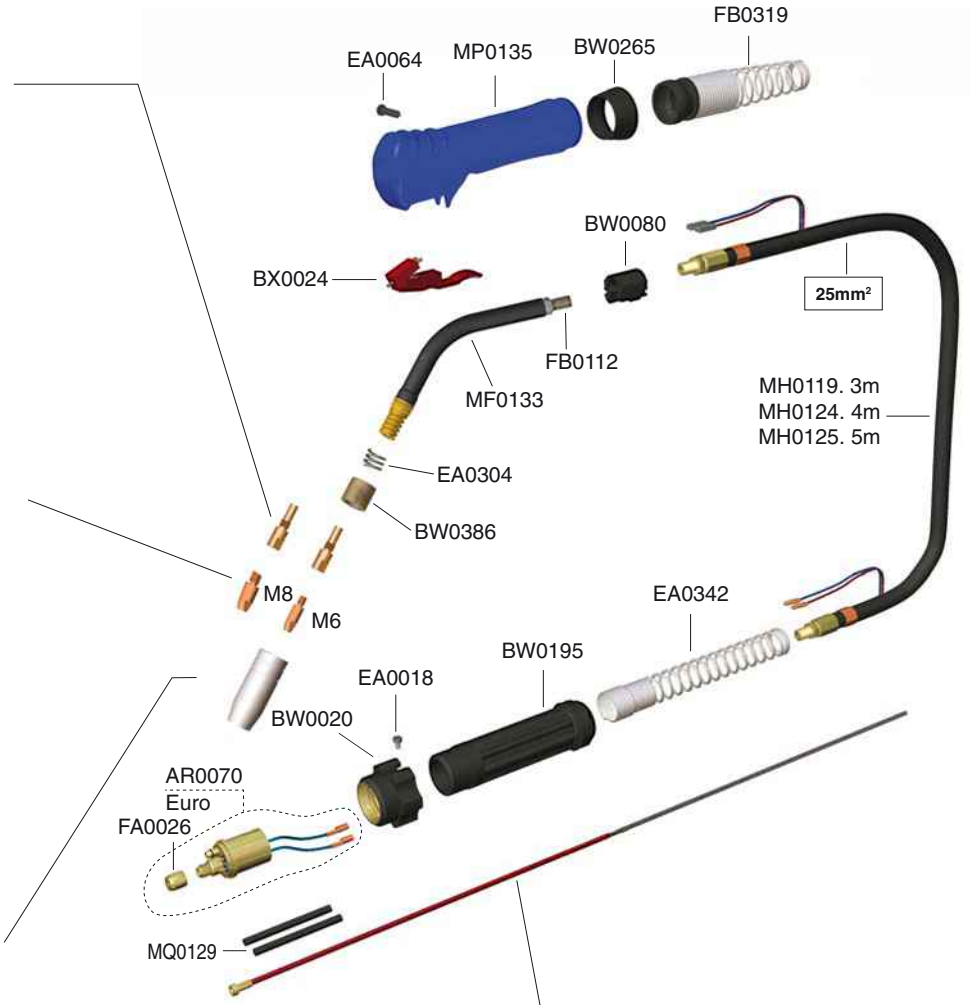

Wire 1,0 ÷ 1,2	red color
m	Steel
3	GM0510
4	GM0511
5	GM0512

STANDARD

Copyright © 2012 Trafimet Spa
Edition 08/2012

All trademarks are of exclusive property of the respective companies.
Data and images are indicative and may be changed in any time without notice.

ERGOPLUS **26**

Mig welding

Liner			
1.0 ÷ 1.2 mm M6 standard	MA7343	3m	EURO
	MA7344	4m	EURO
	MA7345	5m	EURO
1.2 ÷ 1.6 mm M8 standard	MA7346	3m	EURO
	MA7347	4m	EURO
	MA7348	5m	EURO





V peak	113	ø mm	0.8 - 0.9 1.0 - 1.2	X 60%	290A CO_2 260A Mix





EURO

EN 60974-7

All trademarks are of exclusive property of the respective companies. Data and images are indicative and may be changed in any time without notice.

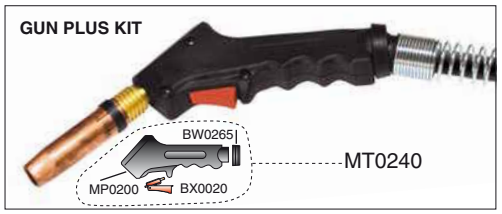

ME0085 plastic white	**ME0585 ceramic**	ME0485 compound high tech





M6	**MD0061-00**
M8	**MD0062-00**

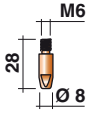

Ø	Cu	Cu-Ni	Cu for Al	CuCrZr	Triangular Cu
0,6	MD0009-06	MD0009-36		MD0009-76	
0,8	MD0009-08	MD0009-38	MD0009-58	MD0009-78	MD1009-08
0,9	MD0009-09				
1,0	**MD0009-10**	MD0009-40	MD0009-60	MD0009-80	MD1009-10
1,2	MD0009-12	MD0009-42	MD0009-62	MD0009-82	MD1009-12
1,4	MD0009-14	MD0009-44		MD0009-84	
1,6	MD0009-16	MD0009-46	MD0009-66	MD0009-86	

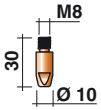

Ø	Cu	Cu-Ni	Cu for Al	CuCrZr	Triangular Cu	Triangular CuCrZr
0,8	MD0005-08	MD0005-38	MD0005-58	MD0005-78		
0,9	MD0005-09		MD0005-59			
1,0	**MD0005-10**	MD0005-40	MD0005-60	MD0005-80	MD1005-10	MD1005-80
1,2	MD0005-12	MD0005-42	MD0005-62	MD0005-82	MD1005-12	MD1005-82
1,4	MD0005-14	MD0005-44		MD0005-84		
1,6	MD0005-16	MD0005-46	MD0005-66	MD0005-86	MD1005-16	MD1005-86
2,0	MD0005-20		MD0005-70	MD0005-90		
2,4	MD0005-24		MD0005-74	MD0005-94		

MC0290	MC0292	MC0268	MC0276 light	**MC0568 quick release**	MC0576 light quick release	MC0340 **heavy duty**	MC0291	MC0293

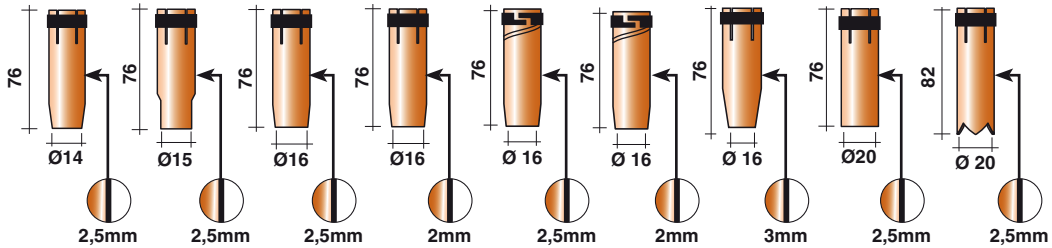

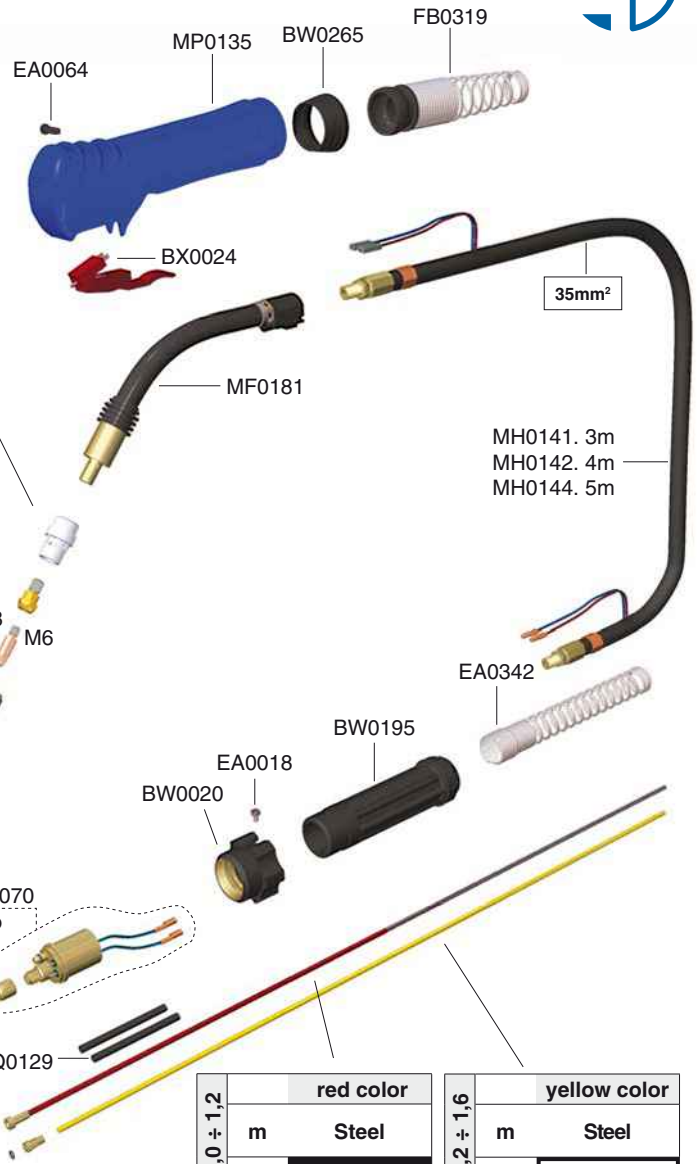

Wire 1,0 ÷ 1,2	red color	
	m	Steel
	3	**GM0510**
	4	**GM0511**
	5	**GM0512**

Wire 1,2 ÷ 1,6	yellow color	
	m	Steel
	3	**GM0540**
	4	**GM0541**
	5	**GM0542**

M6 STANDARD **M8 STANDARD**

Copyright © 2012 Trafimet Spa
Edition 08/2012

All trademarks are of exclusive property of the respective companies.
Data and images are indicative and may be changed in any time without notice.

ERGOPLUS **36**

Mig welding

Liner			
1.0 ÷ 1.2 mm M6 standard	MA7443	3m	EURO
	MA7444	4m	EURO
	MA7445	5m	EURO
1.2 ÷ 1.6 mm M8 standard	MA7446	3m	EURO
	MA7447	4m	EURO
	MA7448	5m	EURO



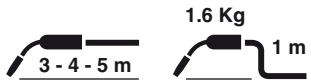

V peak	113	mm	0.6 - 0.8 - 0.9 1.0 - 1.2 - 1.6	X 60%	340A CO_2 320A Mix

ERGOPLUS 36 + Conversion kit MT0274 = TPLUS 36







EURO

EN 60974-7

All trademarks are of exclusive property of the respective companies. Data and images are indicative and may be changed in any time without notice.

GUN PLUS KIT

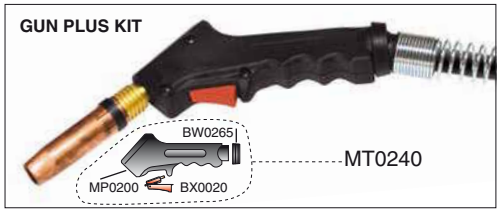

ME0017 plastic white	ME0041 plastic black	**ME0517 ceramic**	ME0417 compound high tech



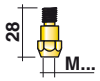

M6	**MD0063-00**
M8	**MD0064-00**

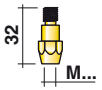

M6	MD0131-00
M8	MD0132-00

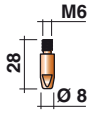

Ø	Cu	Cu-Ni	Cu for Al	CuCrZr	Triangular Cu
0,6	MD0009-06	MD0009-36		MD0009-76	
0,8	MD0009-08	MD0009-38	MD0009-58	MD0009-78	MD1009-08
0,9	MD0009-09				
1,0	MD0009-10	MD0009-40	MD0009-60	MD0009-80	MD1009-10
1,2	MD0009-12	MD0009-42	MD0009-62	**MD0009-82**	MD1009-12
1,4	MD0009-14	MD0009-44		MD0009-84	
1,6	MD0009-16	MD0009-46	MD0009-66	MD0009-86	

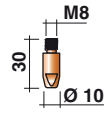

Ø	Cu	Cu-Ni	Cu for Al	CuCrZr	Triangular Cu	Triangular CuCrZr
0,8	MD0005-08	MD0005-38	MD0005-58	MD0005-78		
0,9	MD0005-09		MD0005-59			
1,0	MD0005-10	MD0005-40	MD0005-60	MD0005-80	MD1005-10	MD1005-80
1,2	MD0005-12	MD0005-42	MD0005-62	**MD0005-82**	MD1005-12	MD1005-82
1,4	MD0005-14	MD0005-44		MD0005-84		
1,6	MD0005-16	MD0005-46	MD0005-66	MD0005-86	MD1005-16	MD1005-86
2,0	MD0005-20		MD0005-70	MD0005-90		
2,4	MD0005-24		MD0005-74	MD0005-94		

MC0026	MC0027	MC0440 light	**MC0527 quick release**	MC0540 light quick release	MC0109	MC0028	MC0110

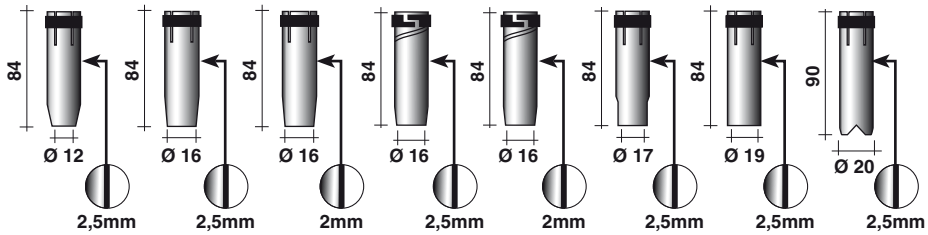

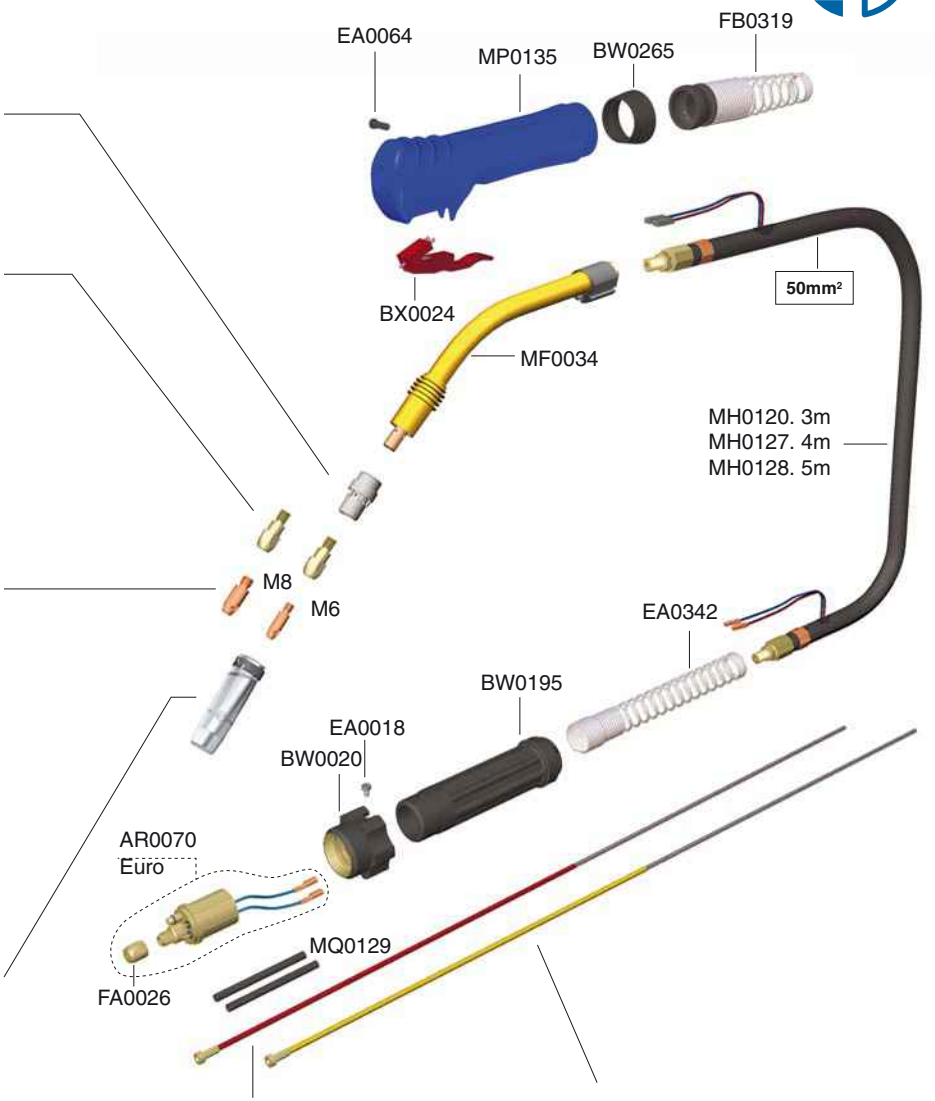

Wire 1,0 ÷ 1,2	m	red color Steel
	3	**GM0510**
	4	**GM0511**
	5	**GM0512**

Wire 1,2 ÷ 1,6	m	yellow color Steel
	3	**GM0540**
	4	**GM0541**
	5	**GM0542**

M6 STANDARD **M8 STANDARD**

Copyright © 2012 Trafimet Spa
Edition 08/2012

All trademarks are of exclusive property of the respective companies.
Data and images are indicative and may be changed in any time without notice.

ERGOPLUS **240**

Mig welding

MB7543	3m	EURO
MB7544	4m	EURO
MB7545	5m	EURO

3 - 4 - 5 m

1.3 Kg

1 m

V peak	113	ø mm	0.8 - 0.9 1.0 - 1.2	X 100%	300A CO_2 270A Mix
	2÷4 bar		1.6 l/min		



TRAFIMET STYLE



BW0502 BW0503



EURO

EN 60974-7

All trademarks are of exclusive property of the respective companies. Data and images are indicative and may be changed in any time without notice.

Better performances and protection for your torch

UTI000157



control leads
BX0156. 3m
BX0157. 4m
BX0158. 5m

wire conduit
QB0072. 3m
QB0073. 4m
QB0074. 5m

gas hose
QB0080. 3m
QB0081. 4m
QB0082. 5m

cover
MQ0205. 3m
MQ0206. 4m
MQ0207. 5m

water inlet hose
QB0076. 3m
QB0077. 4m
QB0078. 5m

water outlet - power cable
QA0019. 3m
QA0020. 4m
QA0021. 5m

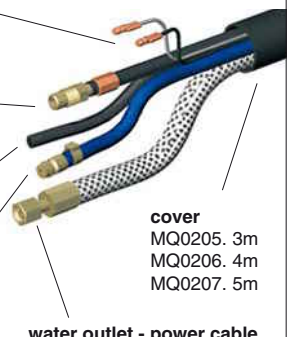

ME0084 plastic white	**ME0584 ceramic**	ME0086 silicon red	ME0484 compound high tech



MD0138-00 brass

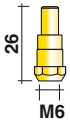

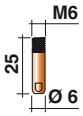

Ø	Cu	Cu-Ni	Cu for Al	CuCrZr
0,6	MD0008-06	MD0008-36		
0,8	**MD0008-08**	MD0008-38	MD0008-58	MD0008-78
0,9	MD0008-09			
1,0	MD0008-10	MD0008-40	MD0008-60	MD0008-80
1,2	MD0008-12	MD0008-42	MD0008-62	MD0008-82

MC0302	**MC0301**	MC0300	MC0303

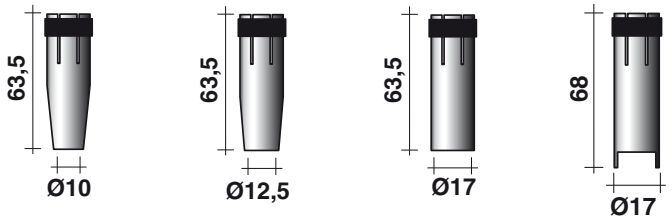

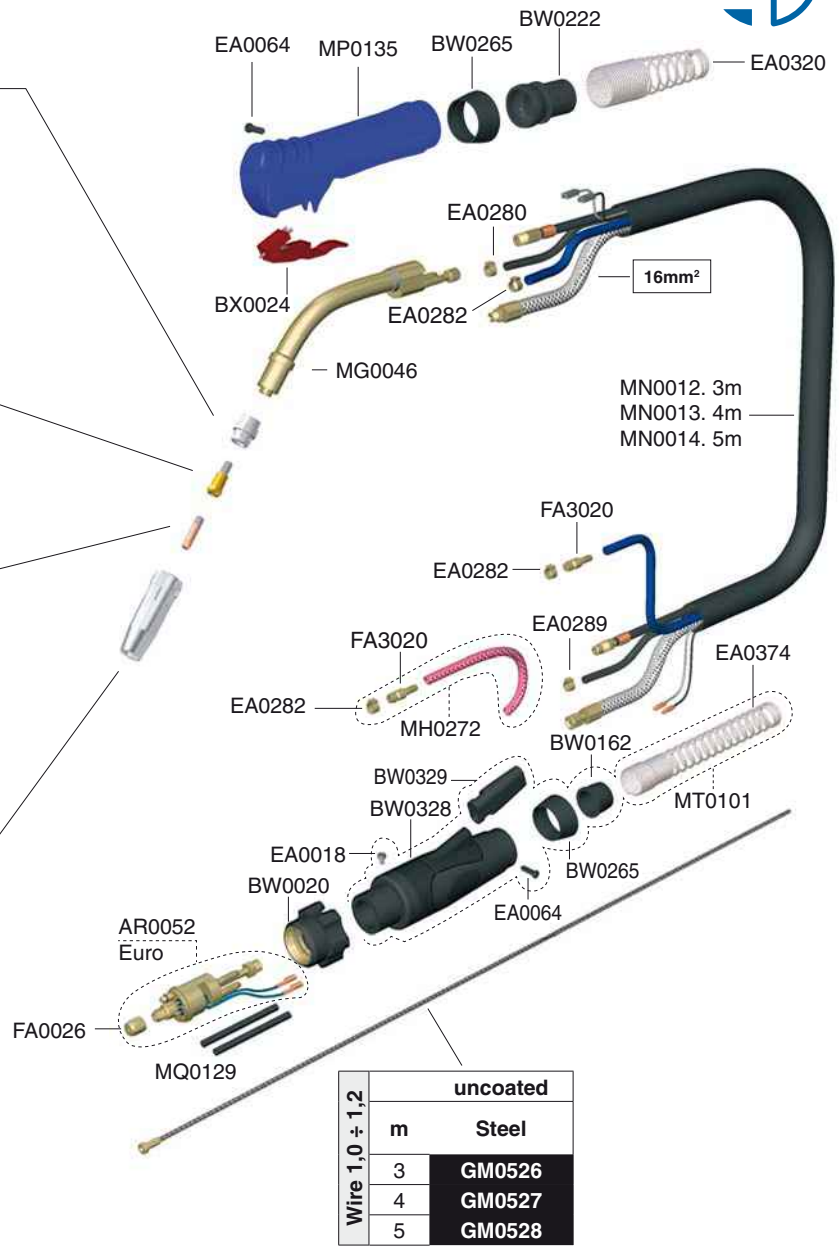

Wire 1,0 ÷ 1,2	uncoated
m	Steel
3	**GM0526**
4	**GM0527**
5	**GM0528**

STANDARD

Copyright © 2012 Trafimet Spa
Edition 08/2012

All trademarks are of exclusive property of the respective companies.
Data and images are indicative and may be changed in any time without notice.

ERGOPLUS **400**

Mig welding

MB7743	3m	EURO
MB7744	4m	EURO
MB7745	5m	EURO

3 - 4 - 5 m

1.45 Kg

1 m

V peak	113	ø mm	1.0 - 1.2 - 1.6	X 100%	400A CO_2 350A Mix
2÷4 bar		1.6 l/min			



TRAFIMET STYLE



BW0502 BW0503

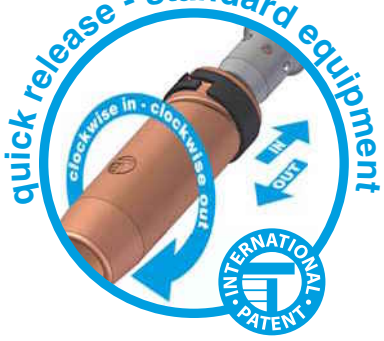



EURO

EN 60974-7

All trademarks are of exclusive property of the respective companies. Data and images are indicative and may be changed in any time without notice.

Better performances and protection for your torch

UTI000157



control leads
BX0156. 3m
BX0157. 4m
BX0158. 5m

wire conduit
QB0072. 3m
QB0073. 4m
QB0074. 5m

gas hose
QB0080. 3m
QB0081. 4m
QB0082. 5m

water inlet hose
QB0076. 3m
QB0077. 4m
QB0078. 5m

water outlet - power cable
QA0019. 3m
QA0020. 4m
QA0021. 5m

cover
MQ0205. 3m
MQ0206. 4m
MQ0207. 5m

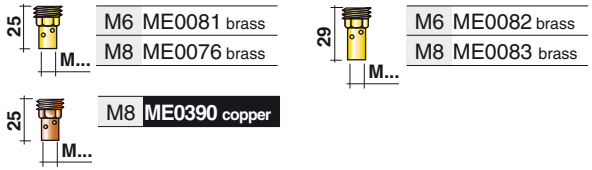

M6 ME0081 brass
M8 ME0076 brass

M6 ME0082 brass
M8 ME0083 brass

M8 **ME0390 copper**

ME0074 plastic black	ME0079 plastic white	**ME0579 ceramic**	ME0479 compound high tech



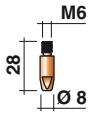

Ø	Cu	Cu-Ni	Cu for Al	CuCrZr	Triangular Cu
0,6	MD0009-06	MD0009-36			
0,8	MD0009-08	MD0009-38	MD0009-58	MD0009-78	MD1009-08
0,9	MD0009-09				
1,0	MD0009-10	MD0009-40	MD0009-60	MD0009-80	MD1009-10
1,2	MD0009-12	MD0009-42	MD0009-62	MD0009-82	MD1009-12
1,4	MD0009-14	MD0009-44			
1,6	MD0009-16	MD0009-46	MD0009-66		

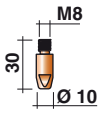

Ø	Cu	Cu-Ni	Cu for Al	CuCrZr
0,8	MD0005-08	MD0005-38	MD0005-58	
0,9	MD0005-09		MD0005-59	
1,0	MD0005-10	MD0005-40	MD0005-60	MD0005-80
1,2	MD0005-12	MD0005-42	MD0005-62	**MD0005-82**
1,4	MD0005-14	MD0005-44		MD0005-84
1,6	MD0005-16	MD0005-46	MD0005-66	MD0005-86
2,0	MD0005-20		MD0005-70	
2,4	MD0005-24		MD0005-74	

Ø	Triangular Cu	Triangular CuCrZr
1,0	MD1005-10	MD1005-80
1,2	MD1005-12	MD1005-82
1,6	MD1005-16	MD1005-86

MC0290	MC0292	MC0268	MC0276 light	**MC0568 quick release**	MC0576 light quick release	MC0340 **heavy duty**	MC0291	MC0293

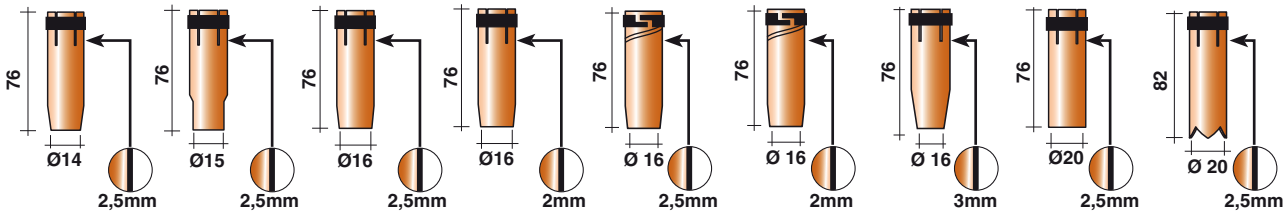

STANDARD

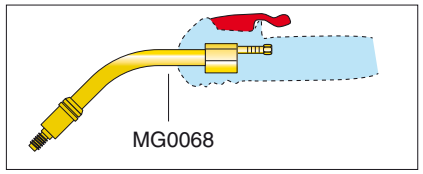

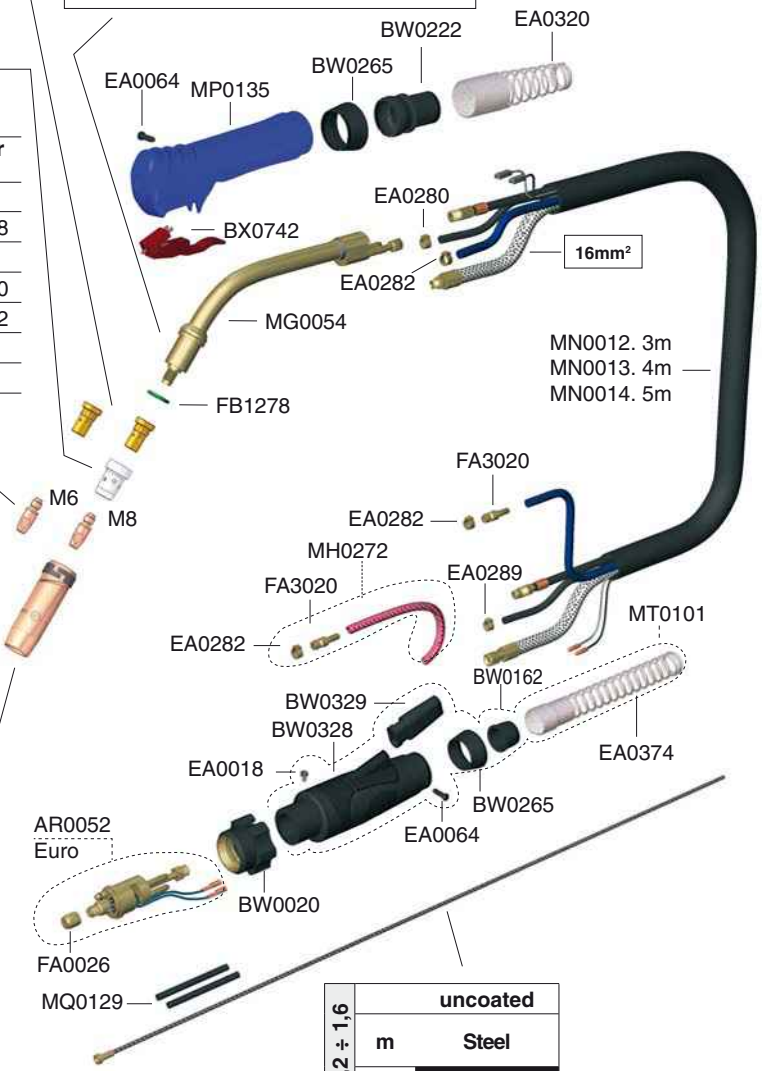

Wire 1,2 ÷ 1,6	uncoated	
	m	Steel
	3	**GM0530**
	4	**GM0531**
	5	**GM0532**

Copyright © 2012 Trafimet Spa
Edition 08/2012

All trademarks are of exclusive property of the respective companies.
Data and images are indicative and may be changed in any time without notice.

ERGOPLUS **500**

Mig welding

MB7843	3m	EURO
MB7844	4m	EURO
MB7845	5m	EURO

3 - 4 - 5 m

1.45 Kg

1 m

V peak	113	mm	1.0 - 1.2 - 1.6 2.0 - 2.4	X 100%	500A CO_2 450A Mix
2÷4 bar		1.6 l/min			



ERGOPLUS 500 Conversion kit MT0277 TPLUS 500



TRAFIMET STYLE



EN 60974-7

All trademarks are of exclusive property of the respective companies. Data and images are indicative and may be changed in any time without notice.

Better performances and protection for your torch

UTI000157



control leads
BX0156. 3m
BX0157. 4m
BX0158. 5m

wire conduit
QB0072. 3m
QB0073. 4m
QB0074. 5m

gas hose
QB0080. 3m
QB0081. 4m
QB0082. 5m

water inlet hose
QB0076. 3m
QB0077. 4m
QB0078. 5m

water outlet - power cable
QA0019. 3m
QA0020. 4m
QA0021. 5m

cover
MQ0205. 3m
MQ0206. 4m
MQ0207. 5m

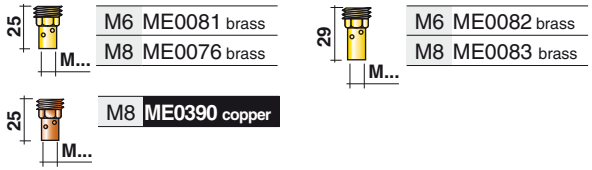

M6 ME0081 brass
M8 ME0076 brass

M6 ME0082 brass
M8 ME0083 brass

M8 **ME0390 copper**

ME0074 plastic black	ME0079 plastic white	**ME0579 ceramic**	ME0479 compound high tech



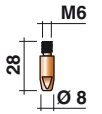

Ø	Cu	Cu-Ni	Cu for Al	CuCrZr	Triangular Cu
0,6	MD0009-06	MD0009-36			
0,8	MD0009-08	MD0009-38	MD0009-58	MD0009-78	MD1009-08
0,9	MD0009-09				
1,0	MD0009-10	MD0009-40	MD0009-60	MD0009-80	MD1009-10
1,2	MD0009-12	MD0009-42	MD0009-62	MD0009-82	MD1009-12
1,4	MD0009-14	MD0009-44			
1,6	MD0009-16	MD0009-46	MD0009-66		

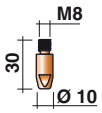

Ø	Cu	Cu-Ni	Cu for Al	CuCrZr
0,8	MD0005-08	MD0005-38	MD0005-58	
0,9	MD0005-09		MD0005-59	
1,0	MD0005-10	MD0005-40	MD0005-60	MD0005-80
1,2	MD0005-12	MD0005-42	MD0005-62	**MD0005-82**
1,4	MD0005-14	MD0005-44		MD0005-84
1,6	MD0005-16	MD0005-46	MD0005-66	MD0005-86
2,0	MD0005-20		MD0005-70	
2,4	MD0005-24		MD0005-74	

Ø	Triangular Cu	Triangular CuCrZr
1,0	MD1005-10	MD1005-80
1,2	MD1005-12	MD1005-82
1,6	MD1005-16	MD1005-86

MC0290	MC0292	MC0268	MC0276 light	**MC0568 quick release**	MC0576 light quick release	MC0340 **heavy duty**	MC0291	MC0293

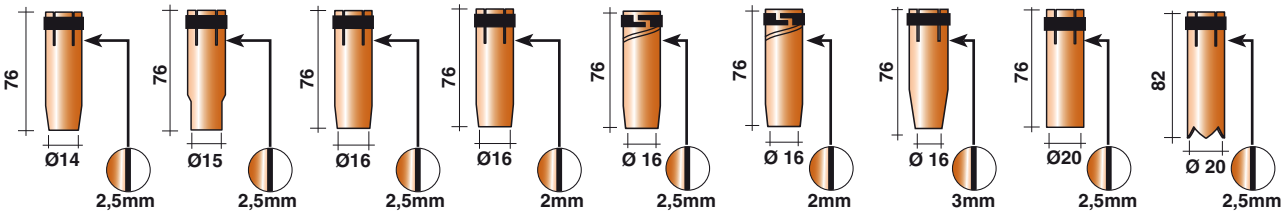

STANDARD

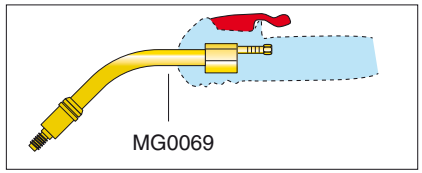

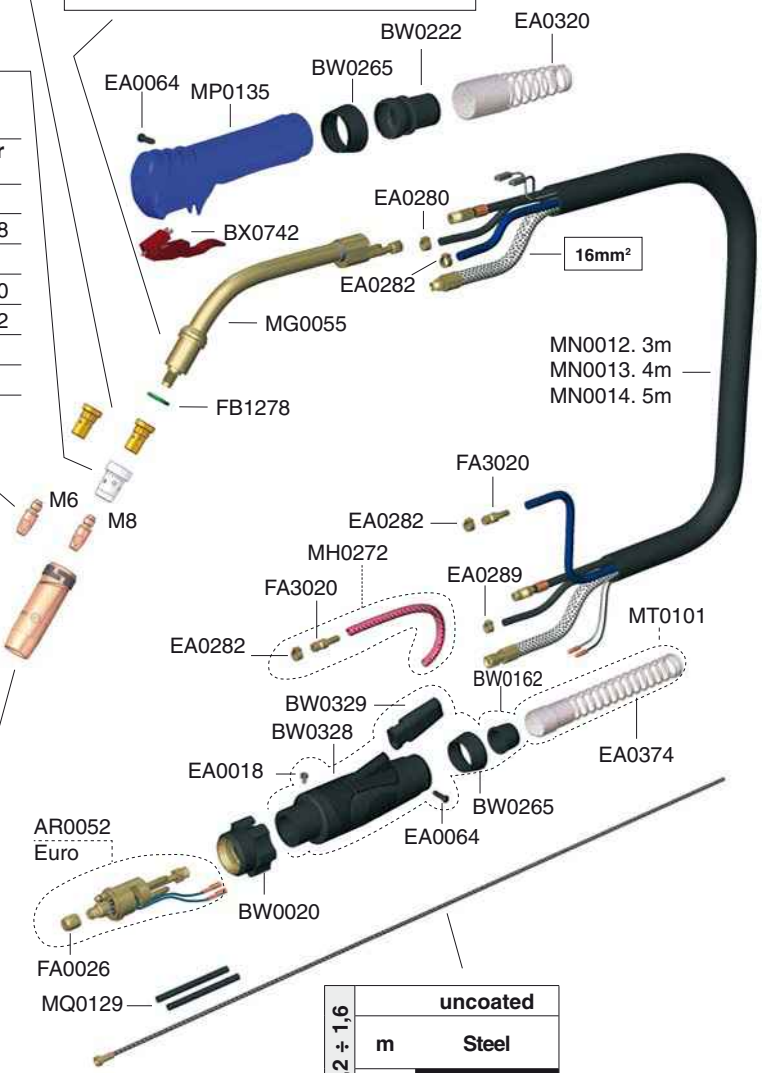

Wire 1,2 ÷ 1,6	uncoated
m	Steel
3	**GM0530**
4	**GM0531**
5	**GM0532**

Copyright © 2012 Trafimet Spa
Edition 08/2012

All trademarks are of exclusive property of the respective companies.
Data and images are indicative and may be changed in any time without notice.

ERGOPLUS **555**

Mig welding

MB7943	3m	EURO
MB7944	4m	EURO
MB7945	5m	EURO

3 - 4 - 5 m

1.45 Kg

1 m

V peak	113	ø mm	1.0 - 1.2 - 1.6 2.0 - 2.4	X 100%	550A CO_2 500A Mix
	2÷4 bar		1.6 l/min		



- Raffreddamento del corpo torcia + portaugello
- Torch head + gas holder cooling
- Brennerkörper + Gasdüsenträger Kühlung
- Refroidissement du corps de torche + porte buse gaz
- Refrigeración del cuerpo antorcha + porta tubo de contacto
- Soğutma (Torç boynu + Nozul tutucu)
- Raffreddamento del corpo torcia fino all'ugello

TORCH HEAD REPAIR KIT

MT0208

TRAFIMET STYLE



BW0502 BW0503



EURO

EN 60974-7

All trademarks are of exclusive property of the respective companies. Data and images are indicative and may be changed in any time without notice.

Better performances and protection for your torch

UTI000157



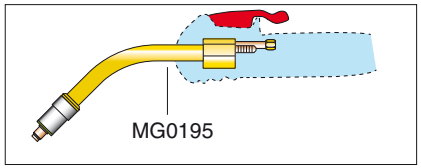

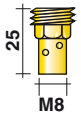

M8 ME0400 brass

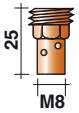

M8 **ME0402** copper

ME0074 plastic black	ME0079 plastic white	**ME0579 ceramic**	ME0479 compound high tech
		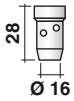	

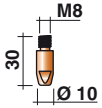

Ø	Cu	Cu-Ni	Cu for Al	CuCrZr
0,8	MD0005-08	MD0005-38	MD0005-58	
0,9	MD0005-09		MD0005-59	
1,0	MD0005-10	MD0005-40	MD0005-60	MD0005-80
1,2	MD0005-12	MD0005-42	MD0005-62	**MD0005-82**
1,4	MD0005-14	MD0005-44		MD0005-84
1,6	MD0005-16	MD0005-46	MD0005-66	MD0005-86
2,0	MD0005-20		MD0005-70	
2,4	MD0005-24		MD0005-74	

Ø	Triangular Cu	Triangular CuCrZr
1,0	MD1005-10	MD1005-80
1,2	MD1005-12	MD1005-82
1,6	MD1005-16	MD1005-86

control leads
BX0156. 3m
BX0157. 4m
BX0158. 5m

wire conduit
QB0072. 3m
QB0073. 4m
QB0074. 5m

gas hose
QB0080. 3m
QB0081. 4m
QB0082. 5m

cover
MQ0205. 3m
MQ0206. 4m
MQ0207. 5m

water inlet hose
QB0076. 3m
QB0077. 4m
QB0078. 5m

water outlet - power cable
QA0019. 3m
QA0020. 4m
QA0021. 5m



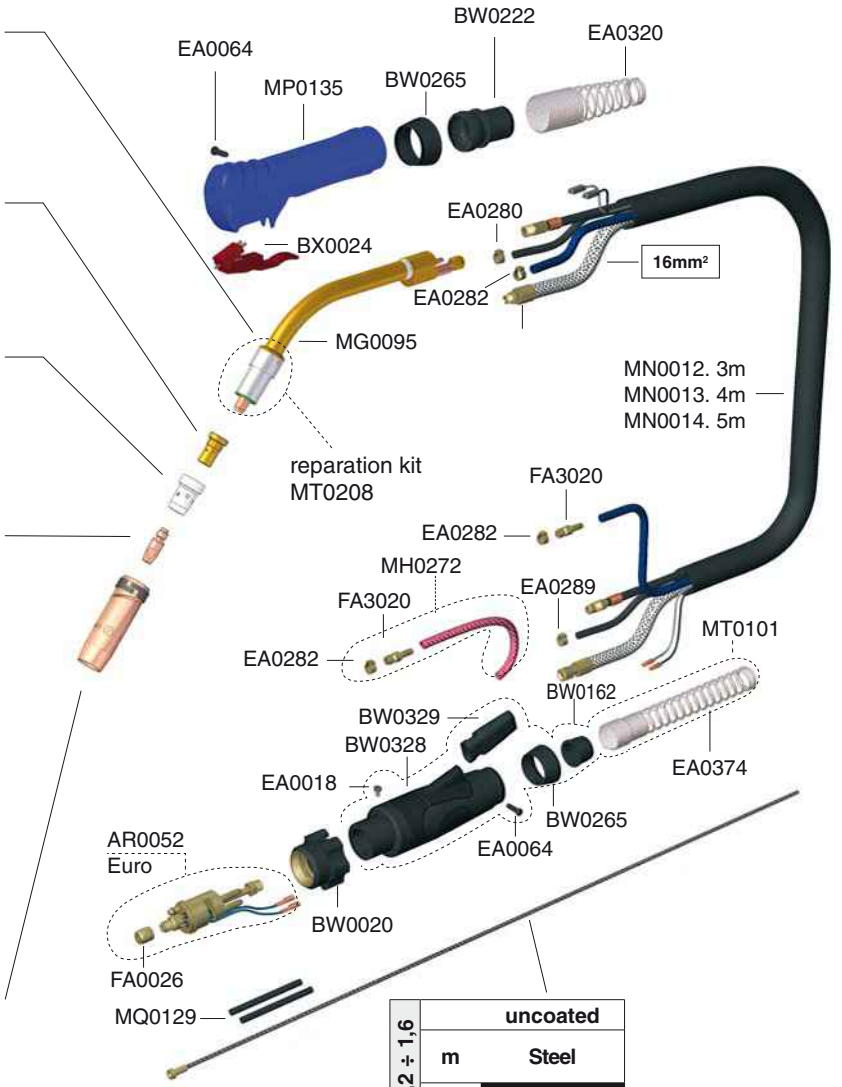

Wire 1,2 ÷ 1,6	uncoated	
	m	Steel
	3	**GM0530**
	4	**GM0531**
	5	**GM0532**

MC0290	MC0292	MC0268	MC0276 light	**MC0568 quick release**	MC0576 light quick release	MC0340 **heavy duty**	MC0291	MC0293
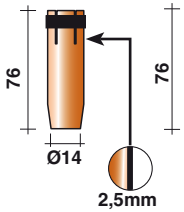	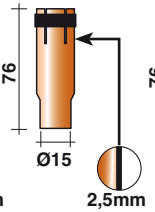	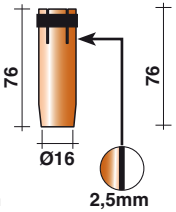	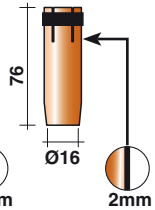	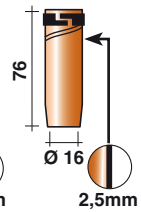	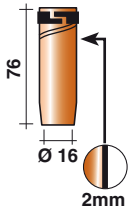	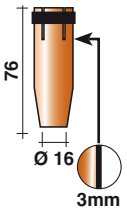	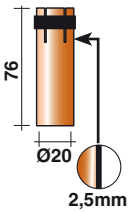	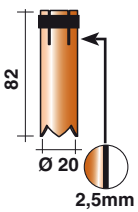

STANDARD

Copyright © 2012 Trafimet Spa
Edition 08/2012

All trademarks are of exclusive property of the respective companies.
Data and images are indicative and may be changed in any time without notice.

PLUS **505**

Mig welding

With special Trafimet Original spare parts

MB7933	3m	EURO
MB7934	4m	EURO
MB7935	5m	EURO



V peak	113	ø mm	1.0 - 1.2 1.6	X 100%	550A CO_2 500A Mix
	2÷4 bar		1.6 l/min		



Il serraggio preciso fra la ghiera e il portaugello garantisce un'ottima dispersione del calore

Raffreddamento del corpo torcia + portaugello + punta guidafilo

The precise tightening of the between the ring nut and the nozzle assures excellent heat dispersion

Cooling circuit for torch head + nozzle holder + contact tip

Die Ringmutter zum Befestigen der Düse garantiert eine langlebige Düsen-/Brennergehäuse-kupplung

Brennerkörper + Gasdüsenträger + Stromdüsen Kühlung

Le serrage précis entre la bague et l'électrode garantit une optimale dispersion de la chaleur

Refroidissement du corps de torche + porte buse + tube contact

La sujeción precisa entre la abrazadera y la tobera garantiza una excelente dispersión de calor

Refrigeración del cuerpo antorcha + porta tubo de contacto + tubo de contacto

Nozul ve nozul sabitleyici arasındaki kusursuz sıkıştırma mükemmel ısı dağılımı sağlar

Soğutma (Torç boynu + Nozul tutucu + Kontak meme)

Плотная притирка сопла обеспечивает отличный отвод тепла

Охлаждение головки горелки, держателя наконечника и контактного наконечника

TRAFIMET STYLE



TORCH HEAD REPAIR KIT

MT0209





EURO

EN 60974-7

All trademarks are of exclusive property of the respective companies. Data and images are indicative and may be changed in any time without notice.

Better performances and protection for your torch

UTI000157



control leads
BX0156. 3m
BX0157. 4m
BX0158. 5m

wire conduit
QB0072. 3m
QB0073. 4m
QB0074. 5m

gas hose
QB0080. 3m
QB0081. 4m
QB0082. 5m

water inlet hose
QB0076. 3m
QB0077. 4m
QB0078. 5m

cover
MQ0205. 3m
MQ0206. 4m
MQ0207. 5m

water outlet - power cable
QA0019. 3m
QA0020. 4m
QA0021. 5m



ME0345 copper

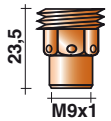

ME0089 plastic | **ME0589 ceramic**

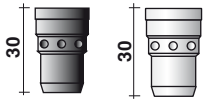

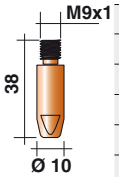

Ø	Cu for Al	CuCrZr
1,0		MD0250-80
1,2	MD0250-62	**MD0250-82**
1,4		MD0250-84
1,6	MD0250-66	MD0250-86
2,0	MD0250-70	MD0250-90
2,4	MD0250-74	MD0250-94

MC0346	MC0348	**MC0345**	MC0347
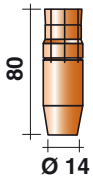	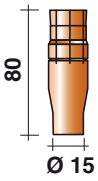	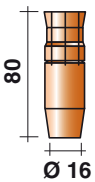	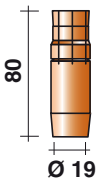

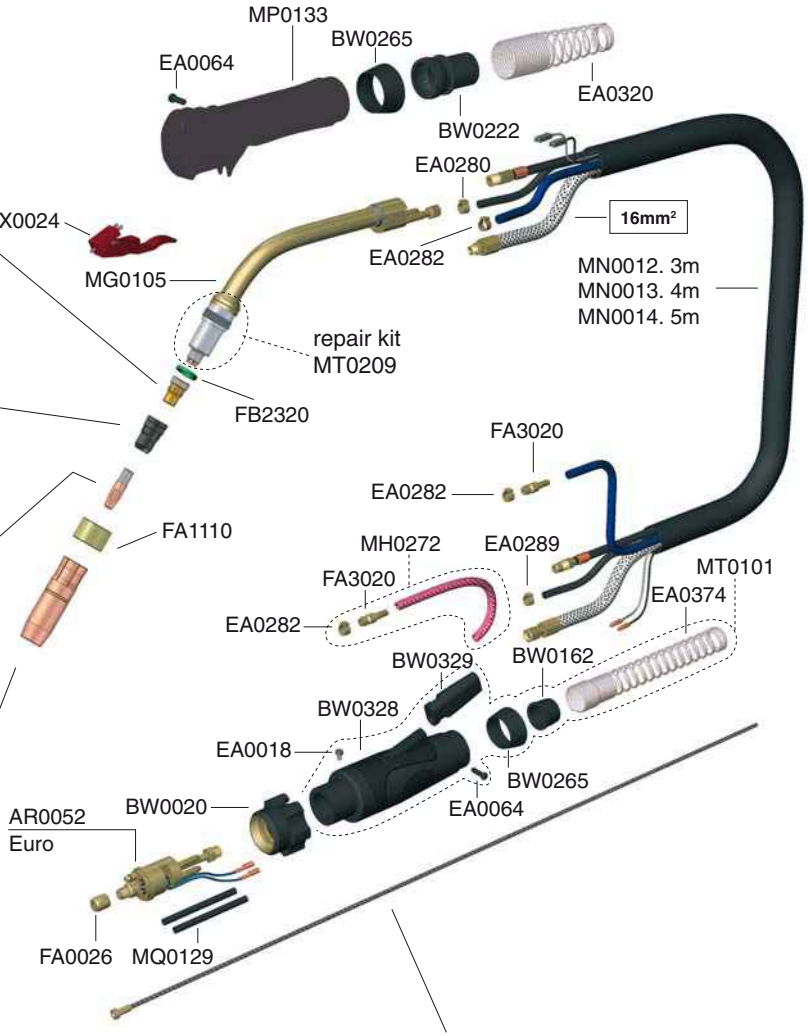

Wire 1,2 ÷ 1,6	uncoated
m	Steel
3	GM0530
4	GM0531
5	GM0532

STANDARD

Copyright © 2012 Trafimet Spa
Edition 08/2012

All trademarks are of exclusive property of the respective companies.
Data and images are indicative and may be changed in any time without notice.

PLUS **600** wire conduit + gas

Mig welding

torch head
MG0065. 200mm



MB2300	3m	EURO
MB2301	4m	EURO
MB2302	5m	EURO





V peak	113	ø mm	1.0 - 1.2 - 1.6 2.0 - 2.4	X 100%	600A CO_2 550A Mix
2÷4 bar		1.6 l/min			



- Doppio circuito di raffreddamento del corpo torcia + portaugello
- Double cooling circuit for torch head + gas holder
- Doppel-Kühlkreislauf für Brennerkörper + Gasdüsenträger
- Double circuit de refroidissement du corps de torche + porte buse gaz
- Doble circuito de refrigeración del cuerpo antorcha + porta tubo de contacto
- Torç boynu ve nozul tutucu için çift soğutma kanalı
- Двойной контур охлаждениия головки горелки и держателя наконечника

TRAFIMET STYLE



BW0502 BW0503



EURO

EN 60974-7

All trademarks are of exclusive property of the respective companies. Data and images are indicative and may be changed in any time without notice.

PLUS **600** wire conduit + gas

Better performances and protection for your torch

UTI000157



control leads
BX0156. 3m
BX0157. 4m
BX0158. 5m

wire conduit + gas
QB0090. 3m
QB0091. 4m
QB0092. 5m

water inlet hose
QB0076. 3m
QB0077. 4m
QB0078. 5m

cover
MQ0205. 3m
MQ0206. 4m
MQ0207. 5m

water outlet - power cable
QA0019. 3m
QA0020. 4m
QA0021. 5m

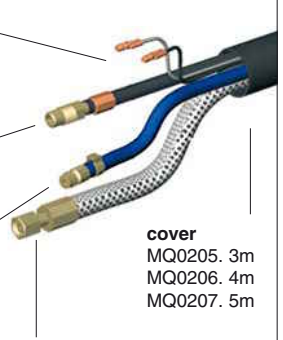



M6 ME0081 brass
M8 ME0076 brass



M8 **ME0390 copper**



M6 ME0082 brass
M8 ME0083 brass

ME0074 plastic black	ME0079 plastic white	**ME0579 ceramic**	ME0479 compound high tech



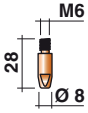

Ø	Cu	Cu-Ni	Cu for Al	CuCrZr	Triangular Cu
0,6	MD0009-06	MD0009-36			
0,8	MD0009-08	MD0009-38	MD0009-58	MD0009-78	MD1009-08
0,9	MD0009-09				
1,0	MD0009-10	MD0009-40	MD0009-60	MD0009-80	MD1009-10
1,2	MD0009-12	MD0009-42	MD0009-62	MD0009-82	MD1009-12
1,4	MD0009-14	MD0009-44			
1,6	MD0009-16	MD0009-46	MD0009-66		

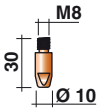

Ø	Cu	Cu-Ni	Cu for Al	CuCrZr
0,8	MD0005-08	MD0005-38	MD0005-58	
0,9	MD0005-09		MD0005-59	
1,0	MD0005-10	MD0005-40	MD0005-60	MD0005-80
1,2	MD0005-12	MD0005-42	MD0005-62	**MD0005-82**
1,4	MD0005-14	MD0005-44		MD0005-84
1,6	MD0005-16	MD0005-46	MD0005-66	MD0005-86
2,0	MD0005-20		MD0005-70	
2,4	MD0005-24		MD0005-74	

Ø	Triangular Cu	Triangular CuCrZr
1,0	MD1005-10	MD1005-80
1,2	MD1005-12	MD1005-82
1,6	MD1005-16	MD1005-86

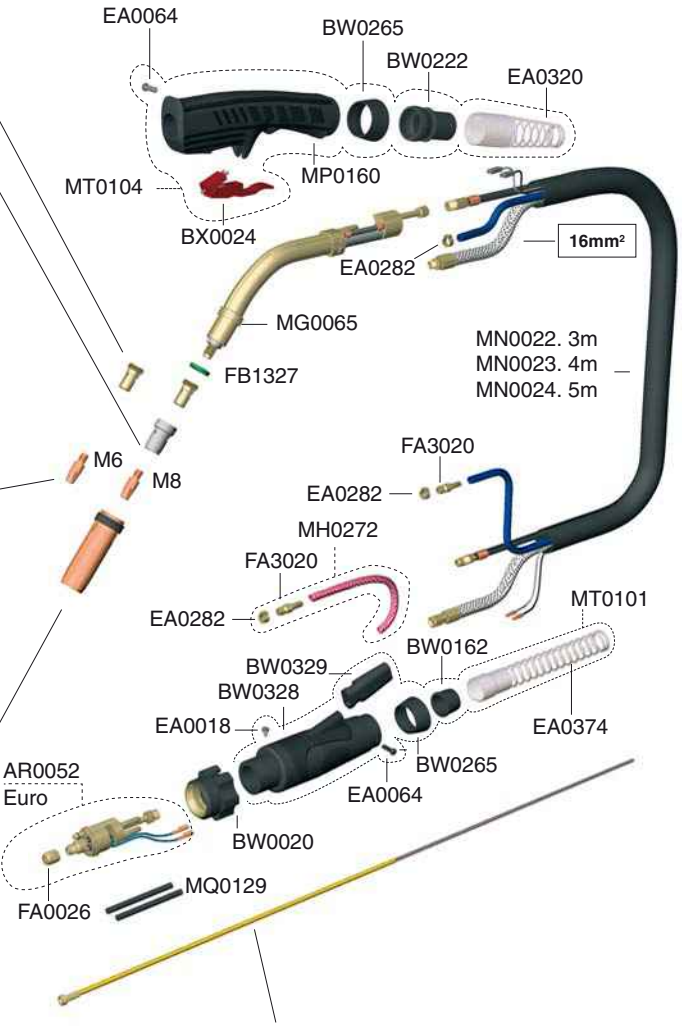

MC0290	MC0292	MC0268	MC0276 light	**MC0568 quick release**	MC0576 light quick release	MC0340 **heavy duty**	MC0291	MC0293

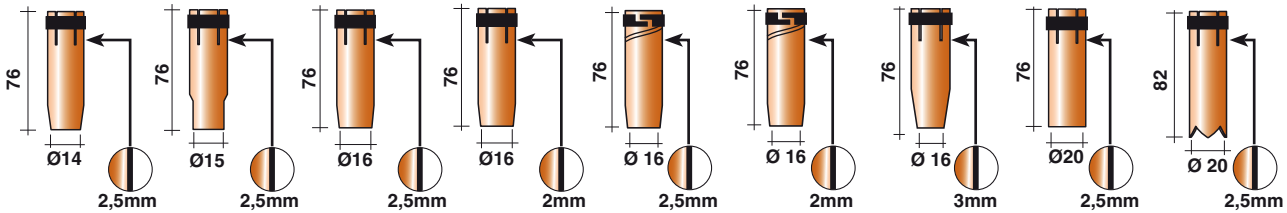

Wire 1,2 ÷ 1,6	yellow color	
	m	Steel
	3	GM0540
	4	GM0541
	5	GM0542

STANDARD

Copyright © 2012 Trafimet Spa
Edition 08/2012

All trademarks are of exclusive property of the respective companies.
Data and images are indicative and may be changed in any time without notice.

PLUS **601** separate gas hose

Mig welding

torch head
MG0074. 200 mm



MB3303	3m	EURO
MB3304	4m	EURO
MB3305	5m	EURO

torch head
MG0073. 180 mm



MB3403	3m	EURO
MB3404	4m	EURO
MB3405	5m	EURO



V peak	113	ø mm	1.0 - 1.2 - 1.6 2.0 - 2.4	X 100%	600A CO_2 550A Mix
	2÷4 bar		1.6 l/min		



- Doppio circuito di raffreddamento del corpo torcia + portaugello
- Double cooling circuit for torch head + gas holder
- Doppel-Kühlkreislauf für Brennerkörper + Gasdüsenträger
- Double circuit de refroidissement du corps de torche + porte buse gaz
- Doble circuito de refrigeración del cuerpo antorcha + porta tubo de contacto
- Torç boynu ve nozul tutucu için çift soğutma kanalı
- Двойной контур охлаждениия головки горелки и держателя наконечника

TRAFIMET STYLE





EURO

EN 60974-7

All trademarks are of exclusive property of the respective companies. Data and images are indicative and may be changed in any time without notice.

PLUS **601** separate gas hose

Better performances and protection for your torch

UTI000157



control leads
BX0156. 3m
BX0157. 4m
BX0158. 5m

wire conduit
QB0072. 3m
QB0073. 4m
QB0074. 5m

separate gas hose
QB0080. 3m
QB0081. 4m
QB0082. 5m

water inlet hose
QB0076. 3m
QB0077. 4m
QB0078. 5m

cover
MQ0205. 3m
MQ0206. 4m
MQ0207. 5m

water outlet - power cable
QA0019. 3m
QA0020. 4m
QA0021. 5m





M6 ME0081 brass
M8 ME0076 brass



M6 ME0082 brass
M8 ME0083 brass



M8 **ME0390 copper**

ME0074 plastic black	ME0079 plastic white	**ME0579 ceramic**	ME0479 compound high tech

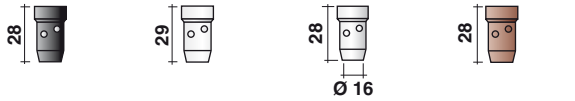

Ø	Cu	Cu-Ni	Cu for Al	CuCrZr	Triangular Cu
0,6	MD0009-06	MD0009-36			
0,8	MD0009-08	MD0009-38	MD0009-58	MD0009-78	MD1009-08
0,9	MD0009-09				
1,0	MD0009-10	MD0009-40	MD0009-60	MD0009-80	MD1009-10
1,2	MD0009-12	MD0009-42	MD0009-62	MD0009-82	MD1009-12
1,4	MD0009-14	MD0009-44			
1,6	MD0009-16	MD0009-46	MD0009-66		

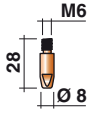

Ø	Cu	Cu-Ni	Cu for Al	CuCrZr
0,8	MD0005-08	MD0005-38	MD0005-58	
0,9	MD0005-09		MD0005-59	
1,0	MD0005-10	MD0005-40	MD0005-60	MD0005-80
1,2	MD0005-12	MD0005-42	MD0005-62	**MD0005-82**
1,4	MD0005-14	MD0005-44		MD0005-84
1,6	MD0005-16	MD0005-46	MD0005-66	MD0005-86
2,0	MD0005-20		MD0005-70	
2,4	MD0005-24		MD0005-74	

Ø	Triangular Cu	Triangular CuCrZr
1,0	MD1005-10	MD1005-80
1,2	MD1005-12	MD1005-82
1,6	MD1005-16	MD1005-86

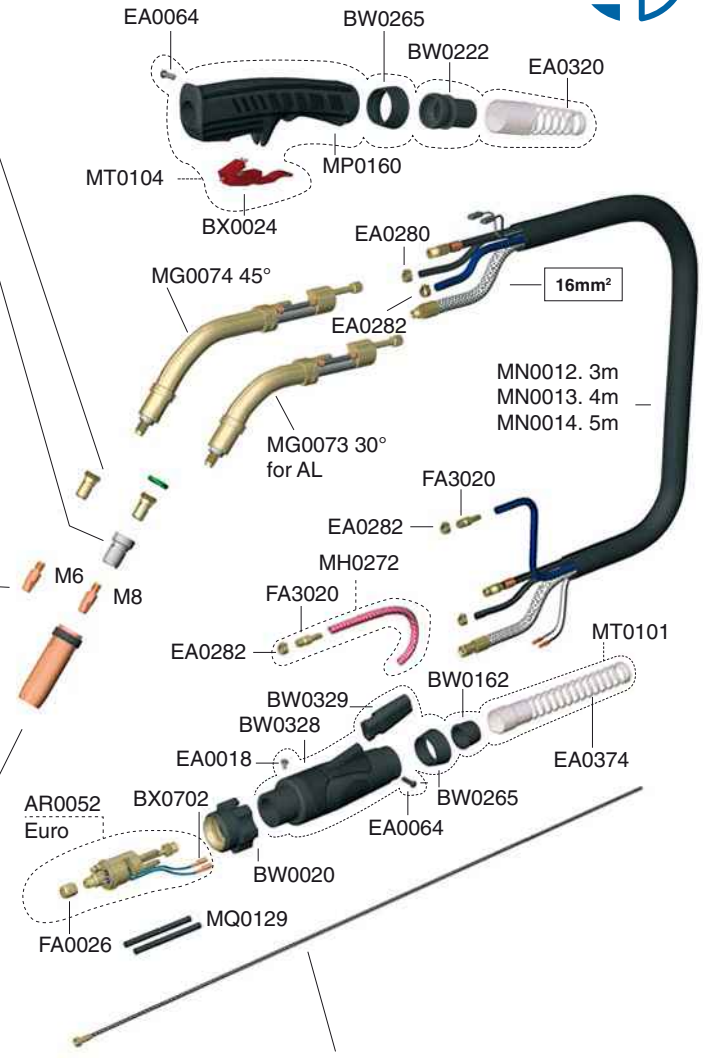

MC0290	MC0292	MC0268	MC0276 light	**MC0568 quick release**	MC0576 light quick release	MC0340 **heavy duty**	MC0291	MC0293

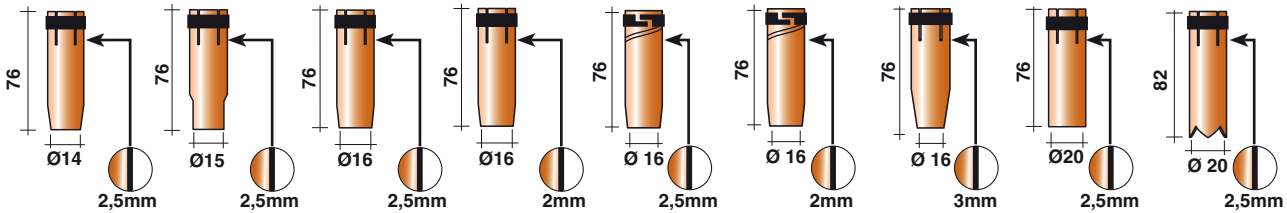

Wire 1,2 ÷ 1,6	uncoated
m	Steel
3	GM0530
4	GM0531
5	GM0532

STANDARD

Copyright © 2012 Trafimet Spa
Edition 08/2012

All trademarks are of exclusive property of the respective companies.
Data and images are indicative and may be changed in any time without notice.

PRATIX MIG **15**

Mig welding

MA0485	3m	EURO
MA0486	4m	EURO
MA0487	5m	EURO

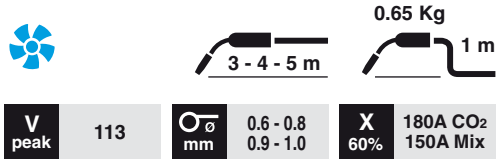

V peak	113
Ø mm	0.6 - 0.8 0.9 - 1.0
X 60%	180A CO_2 150A Mix





EURO

EN 60974-7

All trademarks are of exclusive property of the respective companies. Data and images are indicative and may be changed in any time without notice.

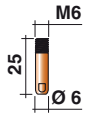

Ø	Cu	Cu-Ni	Cu for Al
0,6	MD0008-06	MD0008-36	
0,8	**MD0008-08**	MD0008-38	MD0008-58
0,9	MD0008-09		
1,0	MD0008-10	MD0008-40	MD0008-60
1,2	MD0008-12	MD0008-42	MD0008-62

MC0017	**MC0018**	MC0266	MC0019	MC0020
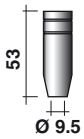	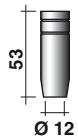	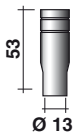	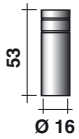	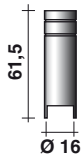

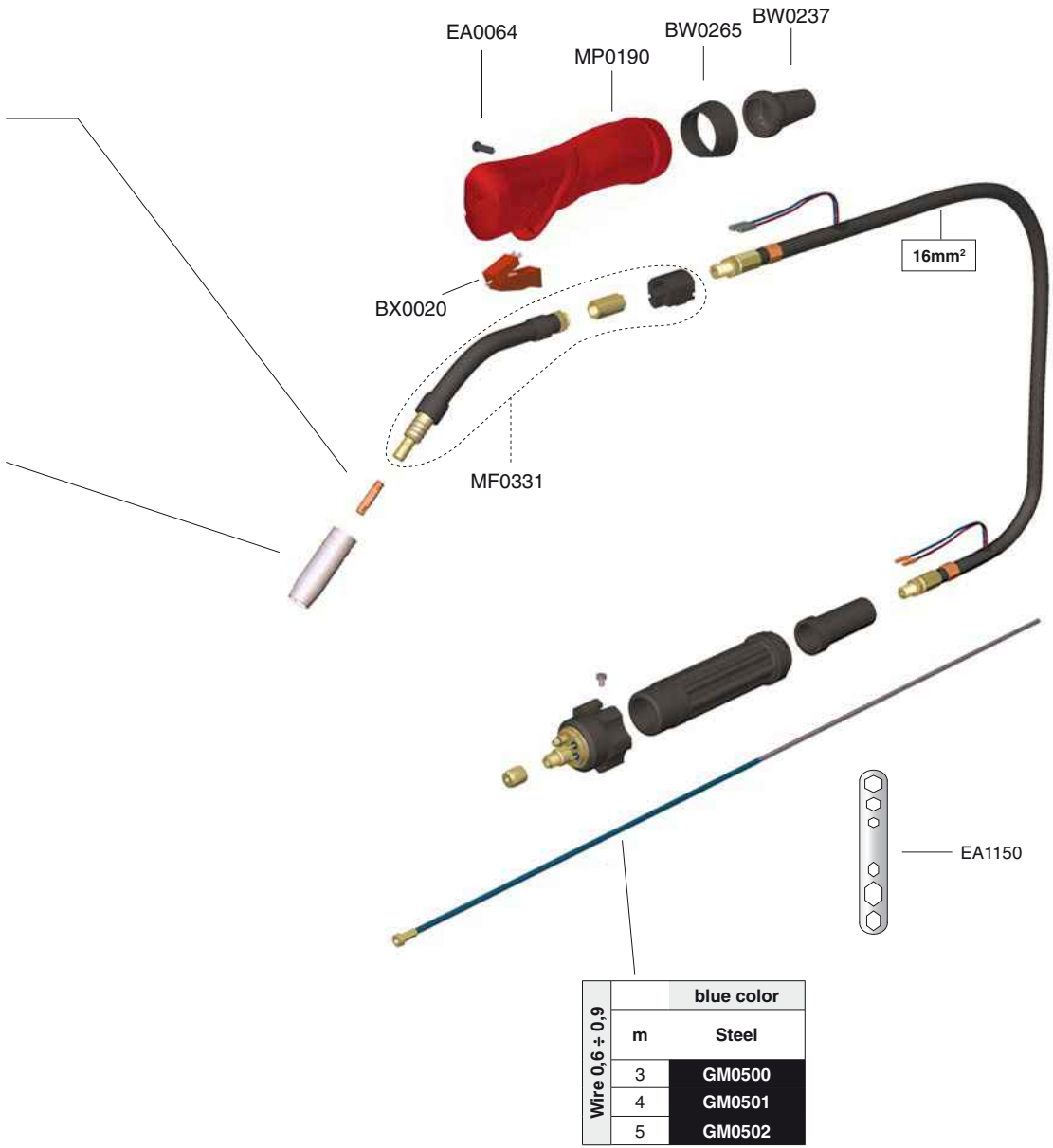

Wire 0,6 ÷ 0,9		blue color
	m	Steel
	3	**GM0500**
	4	**GM0501**
	5	**GM0502**

STANDARD

Copyright © 2012 Trafimet Spa
Edition 08/2012

All trademarks are of exclusive property of the respective companies.
Data and images are indicative and may be changed in any time without notice.

PRATIX MIG **25**

Mig welding

MA0490	3m	EURO
MA0491	4m	EURO
MA0492	5m	EURO

1.25 Kg

3 - 4 - 5 m

1 m

V peak	113	ø mm	0.8 - 0.9 1.0 - 1.2	X 60%	230A CO_2 220A Mix





EURO

EN 60974-7

All trademarks are of exclusive property of the respective companies. Data and images are indicative and may be changed in any time without notice.

ME0216 brass	ME0240 brass	**ME0016 copper**	ME0060 copper	ME0040 copper
35 M6	35 M8	35 M6	37 M6	35 M8

M6

28 Ø 8

Ø	Cu	Cu-Ni	Cu for Al	CuCrZr	Triangular Cu
0,6	MD0009-06	MD0009-36		MD0009-76	
0,8	MD0009-08	MD0009-38	MD0009-58	MD0009-78	MD1009-08
0,9	MD0009-09				
1,0	**MD0009-10**	MD0009-40	MD0009-60	MD0009-80	MD1009-10
1,2	MD0009-12	MD0009-42	MD0009-62	MD0009-82	MD1009-12
1,4	MD0009-14	MD0009-44		MD0009-84	
1,6	MD0009-16	MD0009-46	MD0009-66	MD0009-86	

M8

30 Ø 10

Ø	Cu	Cu-Ni	Cu for Al	CuCrZr	Triangular Cu	Triangular CuCrZr
0,8	MD0005-08	MD0005-38	MD0005-58	MD0005-78		
0,9	MD0005-09		MD0005-59			
1,0	MD0005-10	MD0005-40	MD0005-60	MD0005-80	MD1005-10	MD1005-80
1,2	MD0005-12	MD0005-42	MD0005-62	MD0005-82	MD1005-12	MD1005-82
1,4	MD0005-14	MD0005-44		MD0005-84		
1,6	MD0005-16	MD0005-46	MD0005-66	MD0005-86	MD1005-16	MD1005-86
2,0	MD0005-20		MD0005-70			
2,4	MD0005-24		MD0005-74			

MC0265	MC0022	MC0267	**MC0023**	MC0024	MC0025
57 Ø 11	57 Ø 11.5	57 Ø 14	57 Ø 15	57 Ø 18	66,5 Ø 20

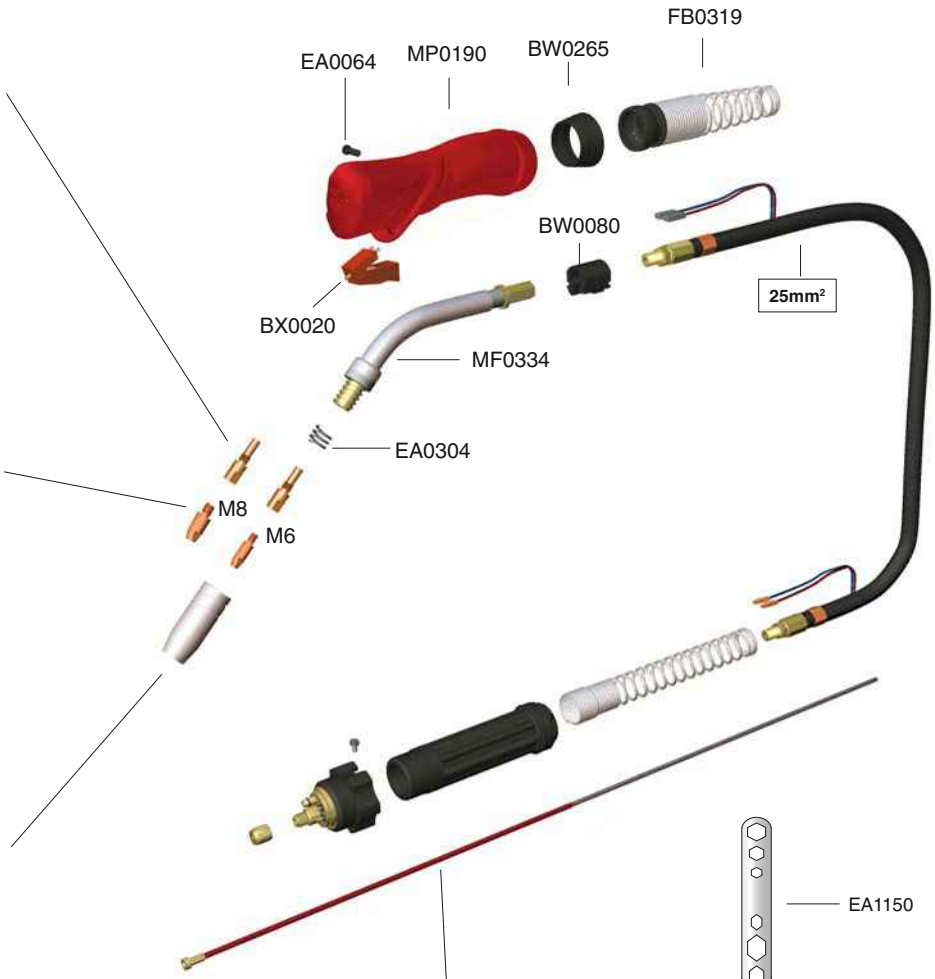

Wire 1,0 ÷ 1,2	red color
m	Steel
3	GM0510
4	GM0511
5	GM0512

STANDARD

Copyright © 2012 Trafimet Spa
Edition 08/2012

All trademarks are of exclusive property of the respective companies.
Data and images are indicative and may be changed in any time without notice.

PRATIX MIG **36**

Mig welding

MA0495	3m	EURO
MA0496	4m	EURO
MA0497	5m	EURO



1.6 Kg

3 - 4 - 5 m

1 m

V peak	113
ø mm	0.6 - 0.8 - 0.9 1.0 - 1.2 - 1.6
X 35%	340A CO_2 320A Mix



EURO

EN 60974-7

All trademarks are of exclusive property of the respective companies. Data and images are indicative and may be changed in any time without notice.

ME0017 plastic white	ME0041 plastic black	**ME0517 ceramic**	ME0417 compound high tech
			
32,8	32,8	32.8	32.8

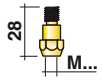

M6	MD0063-00
M8	MD0064-00

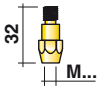

M6	**MD0131-00**
M8	MD0132-00

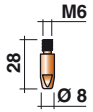

Ø	Cu	Cu-Ni	Cu for Al	CuCrZr	Triangular Cu
0,6	MD0009-06	MD0009-36			
0,8	MD0009-08	MD0009-38	MD0009-58	MD0009-78	MD1009-08
0,9	MD0009-09				
1,0	MD0009-10	MD0009-40	MD0009-60	MD0009-80	MD1009-10
1,2	**MD0009-12**	MD0009-42	MD0009-62	MD0009-82	MD1009-12
1,4	MD0009-14	MD0009-44			
1,6	MD0009-16	MD0009-46	MD0009-66		

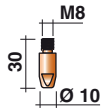

Ø	Cu	Cu-Ni	Cu for Al	CuCrZr	Triangular Cu	Triangular CuCrZr
0,8	MD0005-08	MD0005-38	MD0005-58			
0,9	MD0005-09		MD0005-59			
1,0	MD0005-10	MD0005-40	MD0005-60	MD0005-80	MD1005-10	MD1005-80
1,2	MD0005-12	MD0005-42	MD0005-62	MD0005-82	MD1005-12	MD1005-82
1,4	MD0005-14	MD0005-44		MD0005-84		
1,6	MD0005-16	MD0005-46	MD0005-66	MD0005-86	MD1005-16	MD1005-86
2,0	MD0005-20		MD0005-70			
2,4	MD0005-24		MD0005-74			

MC0026	MC0027	**MC0440 light**	MC0527 quick release	MC0540 light quick release	MC0109	MC0028	MC0110
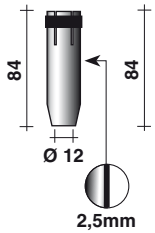	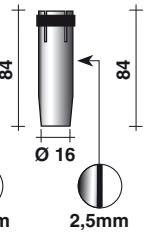	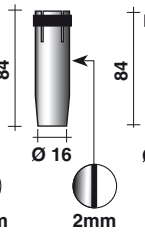	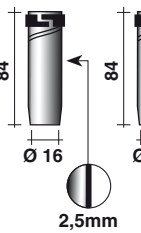	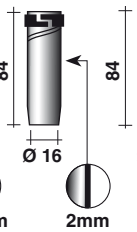	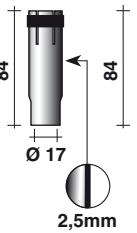	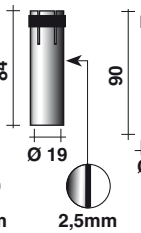	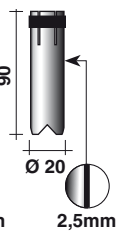
84	84	84	84	84	84	84	90
Ø 12	Ø 16	Ø 16	Ø 16	Ø 16	Ø 17	Ø 19	Ø 20
2,5mm	2,5mm	2mm	2,5mm	2mm	2,5mm	2,5mm	2,5mm

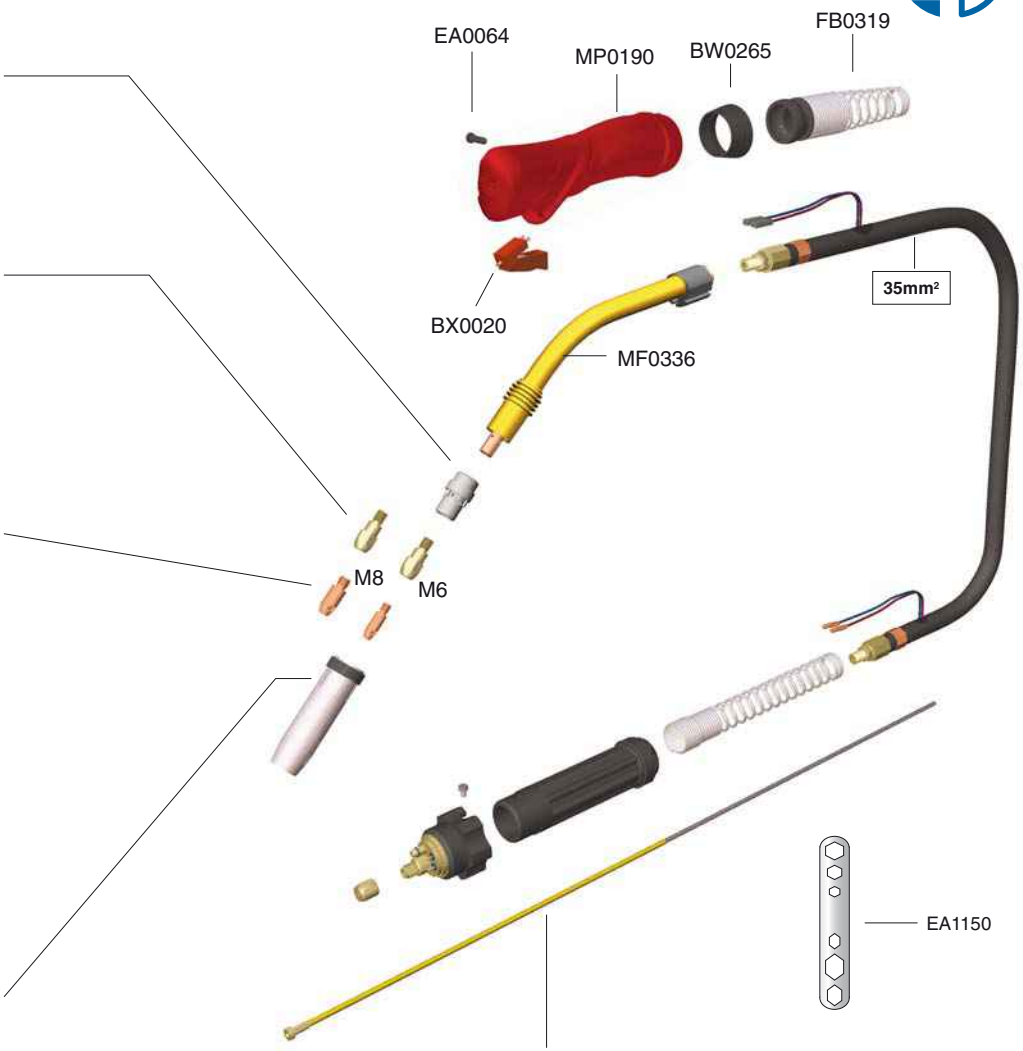

Wire 1,2 ÷ 1,6	yellow color
m	Steel
3	GM0540
4	GM0541
5	GM0542

STANDARD

Copyright © 2012 Trafimet Spa
Edition 08/2012

All trademarks are of exclusive property of the respective companies.
Data and images are indicative and may be changed in any time without notice.

PRATIX MIG **500**

Mig welding

MB0280	3m	EURO
MB0281	4m	EURO
MB0282	5m	EURO

3 - 4 - 5 m

1.45 Kg

1 m

V peak	113
ø mm	1.0 - 1.2 - 1.6 2.0 - 2.4
X 100%	500A CO_2 450A Mix
	2÷4 bar
	1.6 l/min





EURO

EN 60974-7

All trademarks are of exclusive property of the respective companies. Data and images are indicative and may be changed in any time without notice.

Better performances and protection for your torch

UTI000157



control leads
BX0156. 3m
BX0157. 4m
BX0158. 5m

wire conduit
QB0072. 3m
QB0073. 4m
QB0074. 5m

gas hose
QB0080. 3m
QB0081. 4m
QB0082. 5m

water inlet hose
QB0076. 3m
QB0077. 4m
QB0078. 5m

cover
MQ0205. 3m
MQ0206. 4m
MQ0207. 5m

water outlet - power cable
QA0019. 3m
QA0020. 4m
QA0021. 5m

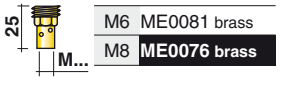

M6 ME0081 brass
M8 **ME0076 brass**

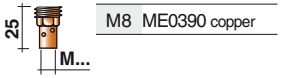

M8 ME0390 copper

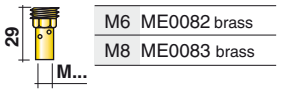

M6 ME0082 brass
M8 ME0083 brass

ME0074 plastic black	ME0079 plastic white	**ME0579 ceramic**	ME0479 compound high tech



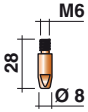

Ø	Cu	Cu-Ni	Cu for Al	CuCrZr	Triangular Cu
0,6	MD0009-06	MD0009-36			
0,8	MD0009-08	MD0009-38	MD0009-58	MD0009-78	MD1009-08
0,9	MD0009-09				
1,0	MD0009-10	MD0009-40	MD0009-60	MD0009-80	MD1009-10
1,2	MD0009-12	MD0009-42	MD0009-62	MD0009-82	MD1009-12
1,4	MD0009-14	MD0009-44			
1,6	MD0009-16	MD0009-46	MD0009-66		

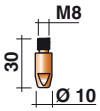

Ø	Cu	Cu-Ni	Cu for Al	CuCrZr
0,8	MD0005-08	MD0005-38	MD0005-58	
0,9	MD0005-09		MD0005-59	
1,0	MD0005-10	MD0005-40	MD0005-60	MD0005-80
1,2	**MD0005-12**	MD0005-42	MD0005-62	MD0005-82
1,4	MD0005-14	MD0005-44		MD0005-84
1,6	MD0005-16	MD0005-46	MD0005-66	MD0005-86
2,0	MD0005-20		MD0005-70	
2,4	MD0005-24		MD0005-74	

Ø	Triangular Cu	Triangular CuCrZr
1,0	MD1005-10	MD1005-80
1,2	MD1005-12	MD1005-82
1,6	MD1005-16	MD1005-86

MC0290	MC0292	MC0268	**MC0276 light**	MC0568 quick release	MC0576 light quick release	MC0340 **heavy duty**	MC0291	MC0293

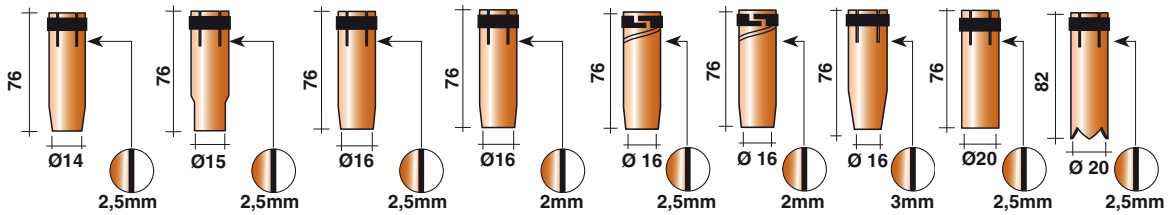

STANDARD

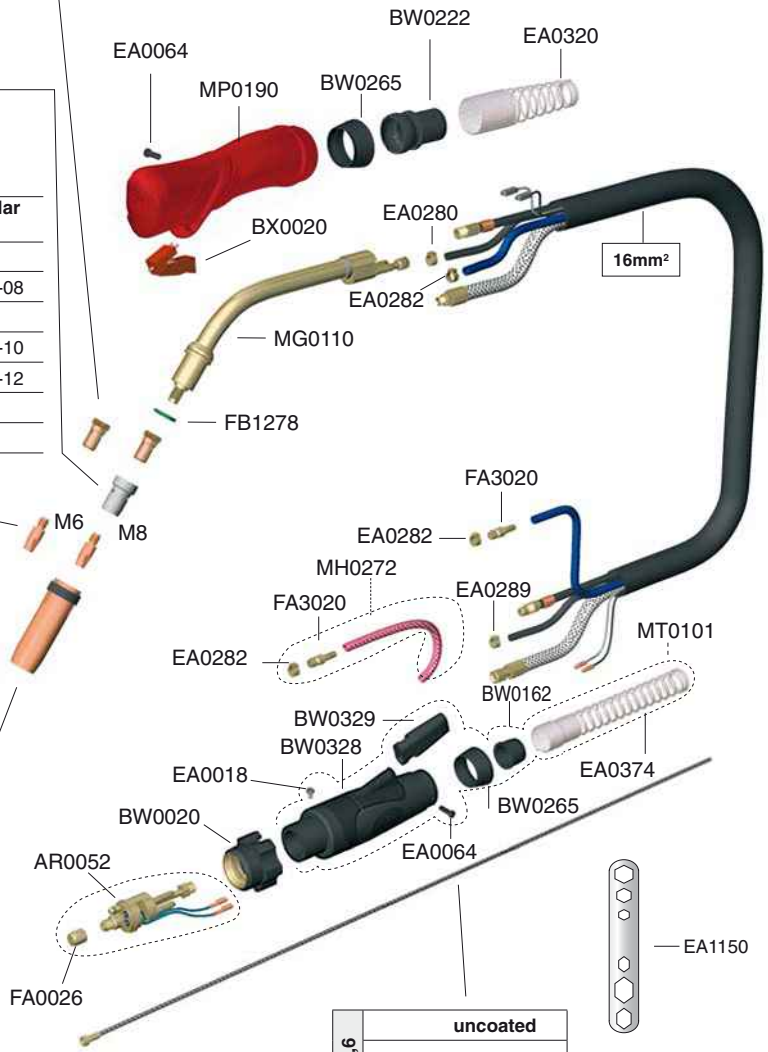

Wire 1,2 ÷ 1,6	uncoated	
	m	Steel
	3	**GM0530**
	4	**GM0531**
	5	**GM0532**

Copyright © 2012 Trafimet Spa
Edition 08/2012

All trademarks are of exclusive property of the respective companies.
Data and images are indicative and may be changed in any time without notice.

PANA **200**

Mig welding

MA1770	3m	PANA
MA1771	4m	PANA
MA1772	5m	PANA
MA1773	3m	EURO
MA1774	4m	EURO
MA1775	5m	EURO



Voltage class	L	ø mm	1.0 - 1.2	X 60%	340A CO_2 320A Mix

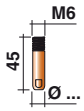

Ø	Cu	CuCrZr
1,0	**MD0291-10**	MD0291-80
1,2	MD0291-12	MD0291-82

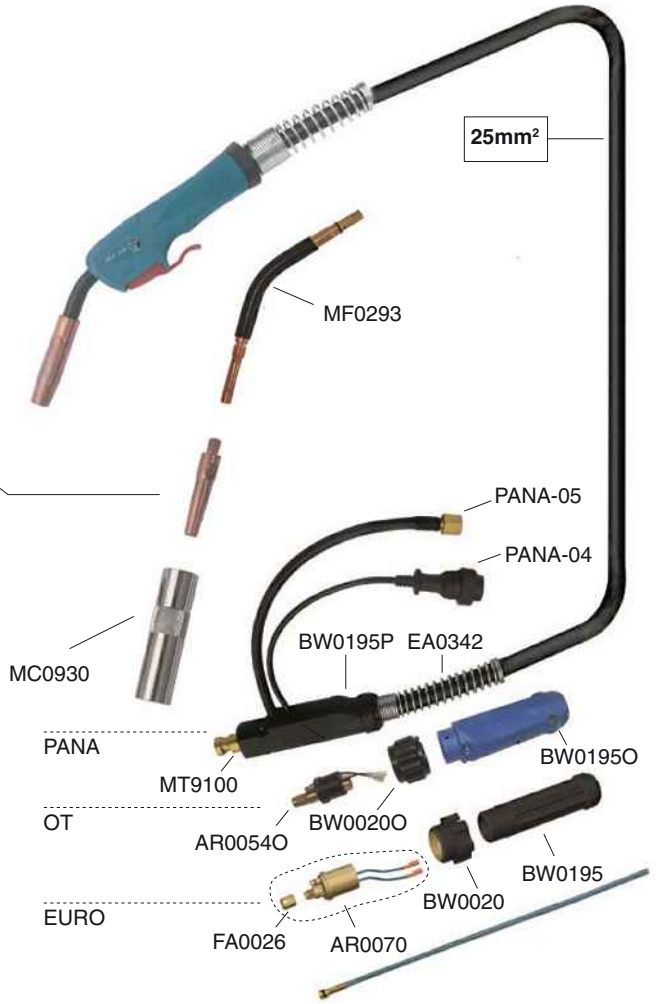

PANA liners

	red color	
Wire 1,0 ÷ 1,2	m	Steel
	3	GM1510
	4	GM1511
	5	GM1512

EURO liners

	red color	
Wire 1,0 ÷ 1,2	m	Steel
	3	GM0510
	4	GM0511
	5	GM0512

OT liners

	red color	
Wire 1,0 ÷ 1,2	m	Steel
	3	GM0510O
	4	GM0511O
	5	GM0512O

EN 60974-7

All trademarks are of exclusive property of the respective companies. Data and images are indicative and may be changed in any time without notice.

PANA **350** - OT **350**

			mm²
MA1780	3m	PANA	50
MA1781	4m	PANA	50
MA1782	5m	PANA	50
MA1780E	3m	PANA	35
MA1781E	4m	PANA	35
MA1782E	5m	PANA	35
MA1783	3m	EURO	50
MA1784	4m	EURO	50
MA1785	5m	EURO	50
MA1783E	3m	EURO	35
MA1784E	4m	EURO	35
MA1785E	5m	EURO	35
MA2786	3m	OT	50
MA2787	4m	OT	50
MA2788	5m	OT	50
MA2786E	3m	OT	35
MA2787E	4m	OT	35
MA2788E	5m	OT	35



Voltage class	L	ø mm	1.0 - 1.2	X 60%	350A CO_2 320A Mix

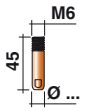

Ø	Cu	CuCrZr
1,0	MD0291-10	MD0291-80
1,2	**MD0291-12**	MD0291-82

PANA liners

Wire 1,0 ÷ 1,4		black color
	m	Steel
	3	GM1574
	4	GM1575
	5	GM1576

EURO liners

Wire 1,0 ÷ 1,4		black color
	m	Steel
	3	GM0574
	4	GM0575
	5	GM0576

OT liners

Wire 1,0 ÷ 1,4		black color
	m	Steel
	3	GM0574OTC
	4	GM0575OTC
	5	GM0576OTC

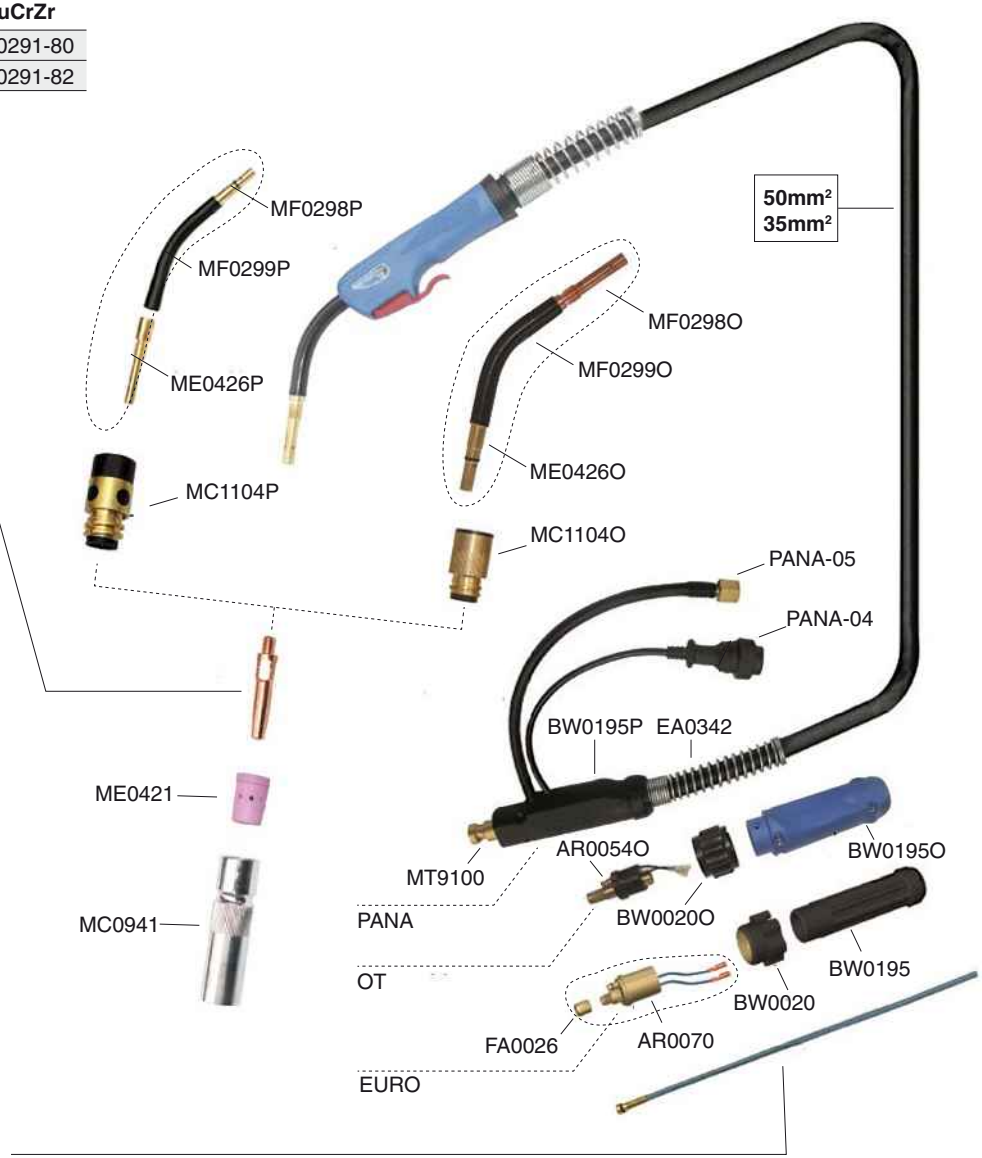

EN 60974-7

All trademarks are of exclusive property of the respective companies. Data and images are indicative and may be changed in any time without notice.

PANA **500** - OT **500**

Mig welding

			mm²
MA1790	3m	PANA	65
MA1791	4m	PANA	65
MA1792	5m	PANA	65
MA1790E	3m	PANA	50
MA1791E	4m	PANA	50
MA1792E	5m	PANA	50
MA1793	3m	EURO	65
MA1794	4m	EURO	65
MA1795	5m	EURO	65
MA1793E	3m	EURO	50
MA1794E	4m	EURO	50
MA1795E	5m	EURO	50
MA2796	3m	OT	65
MA2797	4m	OT	65
MA2798	5m	OT	65
MA2796E	3m	OT	50
MA2797E	4m	OT	50
MA2798E	5m	OT	50

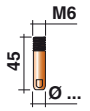

Ø	Cu	CuCrZr
1,0	MD0291-10	MD0291-80
1,2	**MD0291-12**	MD0291-82

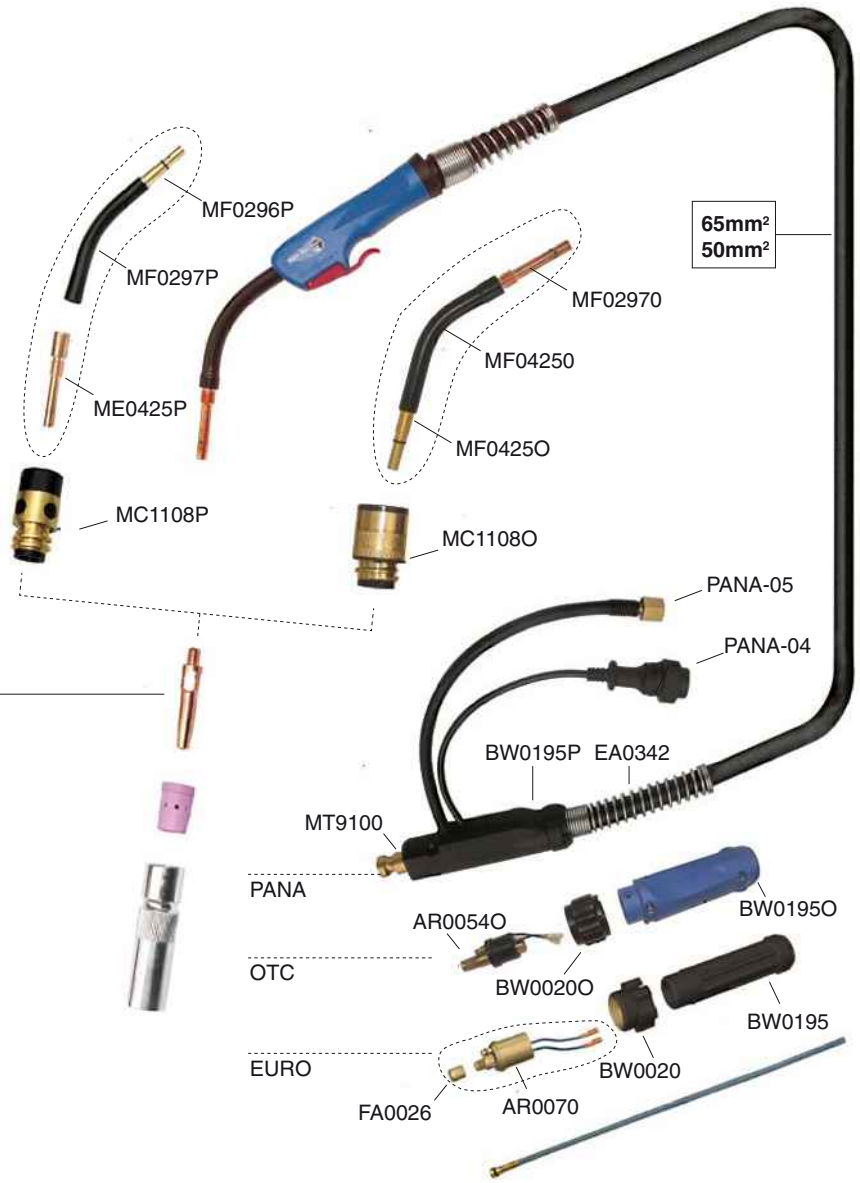

PANA liners

Wire 1,2 ÷ 1,6	m	Steel
	3	GM1013-3
	4	GM1013-4
	5	GM1013-5

EURO liners

Wire 1,2 ÷ 1,6	m	Steel
	3	GM1014-3
	4	GM1014-4
	5	GM1014-5

OT liners

Wire 1,2 ÷ 1,6	m	Steel
	3	GM1013-3OT
	4	GM1013-4OT
	5	GM1013-5OT







Voltage class	L	Ø mm	1.2 - 1.4 - 1.6	X 60%	500A CO_2 450A Mix

ISO 9001 EN 60974-7 CE

All trademarks are of exclusive property of the respective companies. Data and images are indicative and may be changed in any time without notice.

CONVERSION KIT

Ergoplus ➜ TPlus

ERGOPLUS .... | Conversion kit .... | TPLUS ....



ERGOPLUS 15	**MT0270**	TPLUS 15
ERGOPLUS 25	**MT0272**	TPLUS 25
ERGOPLUS 36	**MT0274**	TPLUS 36
ERGOPLUS 500	**MT0277**	TPLUS 500

All ERGOPLUS compatible torches | Conversion kit .... | TPLUS ....





All trademarks are of exclusive property of the respective companies. Data and images are indicative and may be changed in any time without notice.

EXTRAPLUS **25**

Mig welding

MA1515	3m	EURO
MA1516	4m	EURO



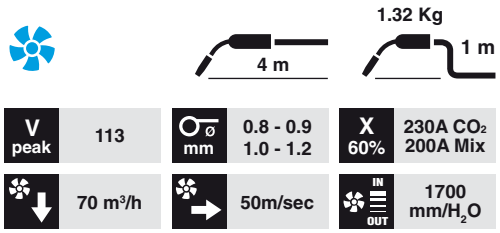


EURO

EN 60974-7

All trademarks are of exclusive property of the respective companies. Data and images are indicative and may be changed in any time without notice.

ME0216 brass	ME0240 brass	**ME0016 copper**	ME0060 copper	ME0040 copper
35 M6	35 M8	35 M6	37 M6	35 M8

M6 — 28 — Ø 8

Ø	Cu	Cu-Ni	Cu for Al	CuCrZr	Triangular Cu
0,6	MD0009-06	MD0009-36			
0,8	MD0009-08	MD0009-38	MD0009-58	MD0009-78	MD1009-08
0,9	MD0009-09				
1,0	**MD0009-10**	MD0009-40	MD0009-60	MD0009-80	MD1009-10
1,2	MD0009-12	MD0009-42	MD0009-62	MD0009-82	MD1009-12
1,4	MD0009-14	MD0009-44			
1,6	MD0009-16	MD0009-46	MD0009-66		

M8 — 30 — Ø 10

Ø	Cu	Cu-Ni	Cu for Al	CuCrZr	Triangular Cu	Triangular CuCrZr
0,8	MD0005-08	MD0005-38	MD0005-58			
0,9	MD0005-09		MD0005-59			
1,0	MD0005-10	MD0005-40	MD0005-60	MD0005-80	MD1005-10	MD1005-80
1,2	MD0005-12	MD0005-42	MD0005-62	MD0005-82	MD1005-12	MD1005-82
1,4	MD0005-14	MD0005-44		MD0005-84		
1,6	MD0005-16	MD0005-46	MD0005-66	MD0005-86	MD1005-16	MD1005-86
2,0	MD0005-20		MD0005-70			
2,4	MD0005-24		MD0005-74			

MC0265	MC0022	MC0267	**MC0023**	MC0024	MC0025
57 Ø 11	57 Ø 11.5	57 Ø 14	57 Ø 15	57 Ø 18	66,5 Ø 20

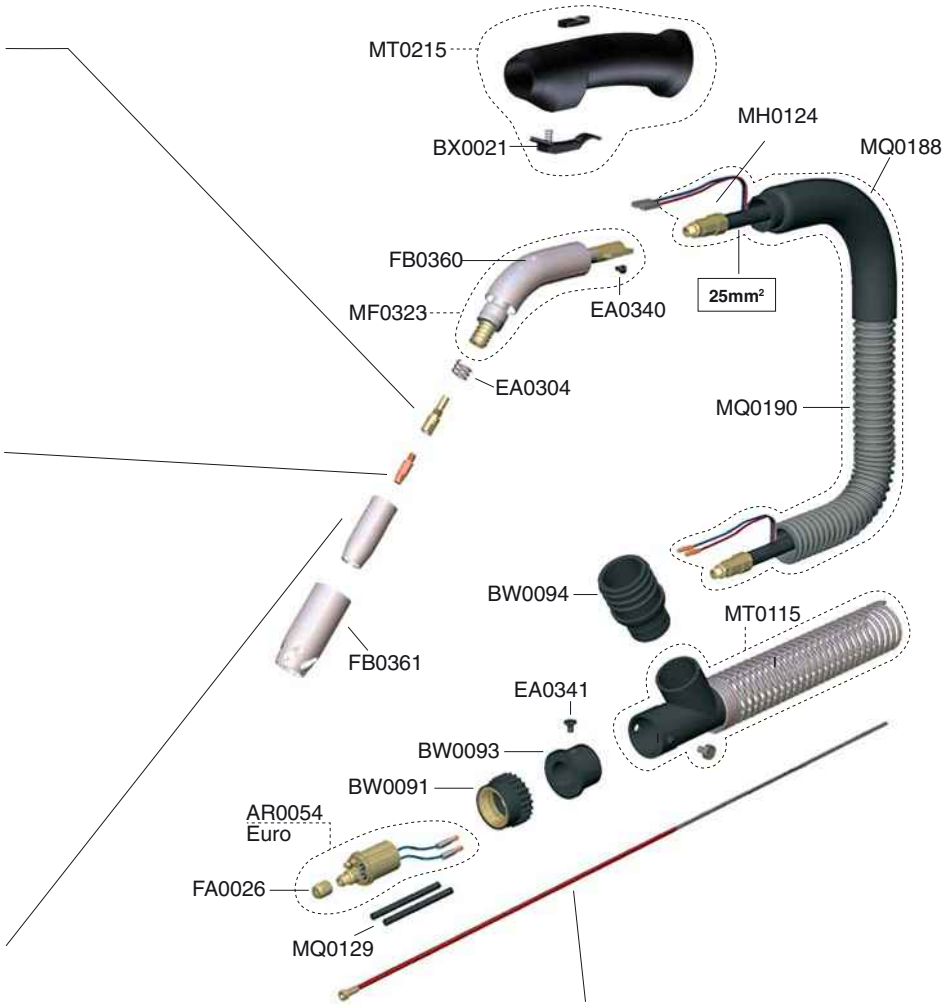

Wire 1,0 ÷ 1,2	red color
m	Steel
3	**GM0510**
4	**GM0511**

STANDARD

Copyright © 2012 Trafimet Spa
Edition 08/2012

All trademarks are of exclusive property of the respective companies.
Data and images are indicative and may be changed in any time without notice.

EXTRAPLUS **36**

Mig welding

MA1530	3m	EURO
MA1531	4m	EURO
MA1532	5m	EURO



4 m

1.41 Kg

1 m

V peak	113	ø mm	0.8 - 0.9 1.0 - 1.2	X 60%	340A CO_2 320A Mix
	80 m³/h		50m/sec	IN OUT	1700 mm/H_2O



EURO

EN 60974-7

All trademarks are of exclusive property of the respective companies. Data and images are indicative and may be changed in any time without notice.

ME0017 plastic white	ME0041 plastic black	**ME0517 ceramic**	ME0417 compound high tech
			

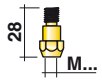

M6	MD0063-00
M8	**MD0064-00**

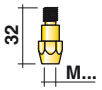

M6	**MD0131-00**
M8	**MD0132-00**

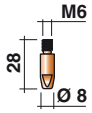

Ø	Cu	Cu-Ni	Cu for Al	CuCrZr	Triangular Cu
0,6	MD0009-06	MD0009-36			
0,8	MD0009-08	MD0009-38	MD0009-58	MD0009-78	MD1009-08
0,9	MD0009-09				
1,0	MD0009-10	MD0009-40	MD0009-60	MD0009-80	MD1009-10
1,2	MD0009-12	MD0009-42	MD0009-62	MD0009-82	MD1009-12
1,4	MD0009-14	MD0009-44			
1,6	MD0009-16	MD0009-46	MD0009-66		

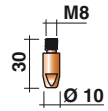

Ø	Cu	Cu-Ni	Cu for Al	CuCrZr	Triangular Cu	Triangular CuCrZr
0,8	MD0005-08	MD0005-38	MD0005-58			
0,9	MD0005-09		MD0005-59			
1,0	MD0005-10	MD0005-40	MD0005-60	MD0005-80	MD1005-10	MD1005-80
1,2	MD0005-12	MD0005-42	MD0005-62	**MD0005-82**	MD1005-12	MD1005-82
1,4	MD0005-14	MD0005-44		MD0005-84		
1,6	MD0005-16	MD0005-46	MD0005-66	MD0005-86	MD1005-16	MD1005-86
2,0	MD0005-20		MD0005-70			
2,4	MD0005-24		MD0005-74			

MC0026	**MC0027**	MC0440 light	MC0527 quick release	MC0540 light quick release	MC0109	MC0028	MC0110
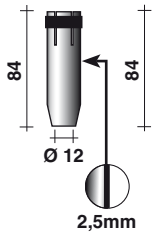	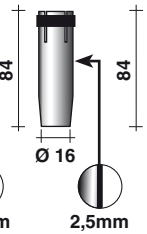	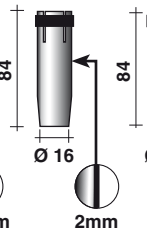	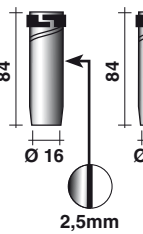	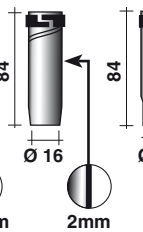	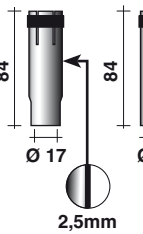	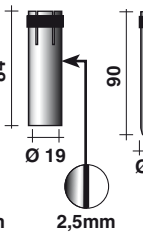	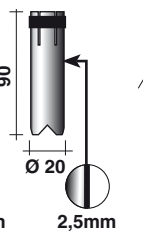
84 Ø 12 2,5mm	84 Ø 16 2,5mm	84 Ø 16 2mm	84 Ø 16 2,5mm	84 Ø 16 2mm	84 Ø 17 2,5mm	84 Ø 19 2,5mm	90 Ø 20 2,5mm

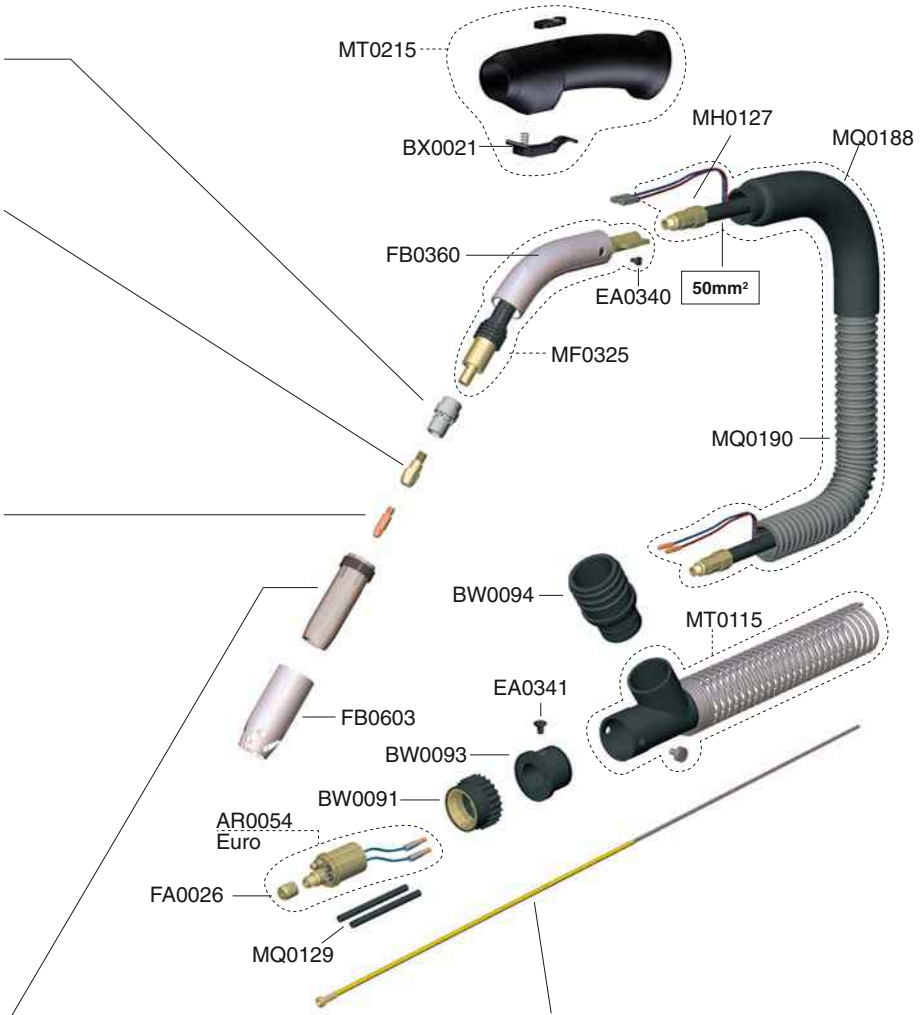

Wire 1,2 ÷ 1,6	yellow color
m	Steel
3	GM0540
4	GM0541
5	GM0542

STANDARD

Copyright © 2012 Trafimet Spa
Edition 08/2012

All trademarks are of exclusive property of the respective companies.
Data and images are indicative and may be changed in any time without notice.

EXTRAPLUS **500**

Mig welding

MB0905	3,3m	EURO
MB0906	4,3m	EURO
MB0907	5,3m	EURO



V peak	113	ø mm	0.8-0.9-1.0 1.2-1.6-2.0	X 100%	500A CO_2 450A Mix
	90 m^3/h		50m/sec	IN OUT	1700 mm/H_2O


EURO

EN 60974-7

All trademarks are of exclusive property of the respective companies. Data and images are indicative and may be changed in any time without notice.

Better performances and protection for your torch

UTI000157



control leads
BX0156. 3m
BX0157. 4m
BX0158. 5m

wire conduit
QB0072. 3m
QB0073. 4m
QB0074. 5m

gas hose
QB0080. 3m
QB0081. 4m
QB0082. 5m

water inlet hose
QB0076. 3m
QB0077. 4m
QB0078. 5m

water outlet - power cable
QA0019. 3m
QA0020. 4m
QA0021. 5m

cover
MQ0205. 3m
MQ0206. 4m
MQ0207. 5m

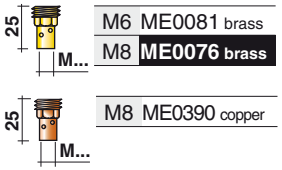

ME0074 plastic black	ME0079 plastic white	**ME0579 ceramic**	ME0479 compound high tech



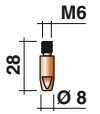

Ø	Cu	Cu-Ni	Cu for Al	CuCrZr	Triangular Cu
0,6	MD0009-06	MD0009-36			
0,8	MD0009-08	MD0009-38	MD0009-58	MD0009-78	MD1009-08
0,9	MD0009-09				
1,0	MD0009-10	MD0009-40	MD0009-60	MD0009-80	MD1009-10
1,2	MD0009-12	MD0009-42	MD0009-62	MD0009-82	MD1009-12
1,4	MD0009-14	MD0009-44			
1,6	MD0009-16	MD0009-46	MD0009-66		

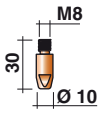

Ø	Cu	Cu-Ni	Cu for Al	CuCrZr
0,8	MD0005-08	MD0005-38	MD0005-58	
0,9	MD0005-09		MD0005-59	
1,0	MD0005-10	MD0005-40	MD0005-60	MD0005-80
1,2	MD0005-12	MD0005-42	MD0005-62	**MD0005-82**
1,4	MD0005-14	MD0005-44		MD0005-84
1,6	MD0005-16	MD0005-46	MD0005-66	MD0005-86
2,0	MD0005-20		MD0005-70	
2,4	MD0005-24		MD0005-74	

Ø	Triangular Cu	Triangular CuCrZr
1,0	MD1005-10	MD1005-80
1,2	MD1005-12	MD1005-82
1,6	MD1005-16	MD1005-86

MC0290	MC0292	**MC0268**	MC0276 light	MC0568 quick release	MC0576 light quick release	MC0340 **heavy duty**	MC0291	MC0293

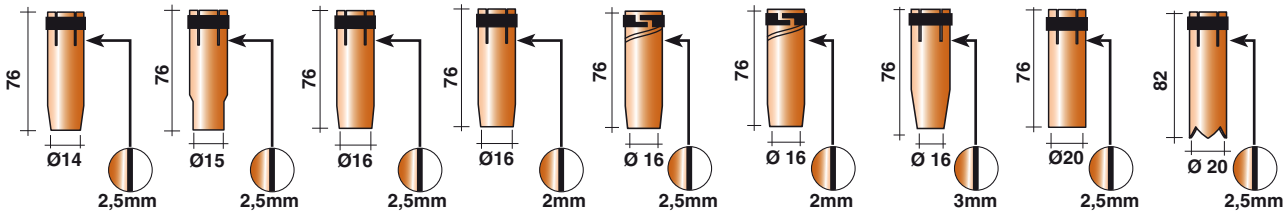

STANDARD

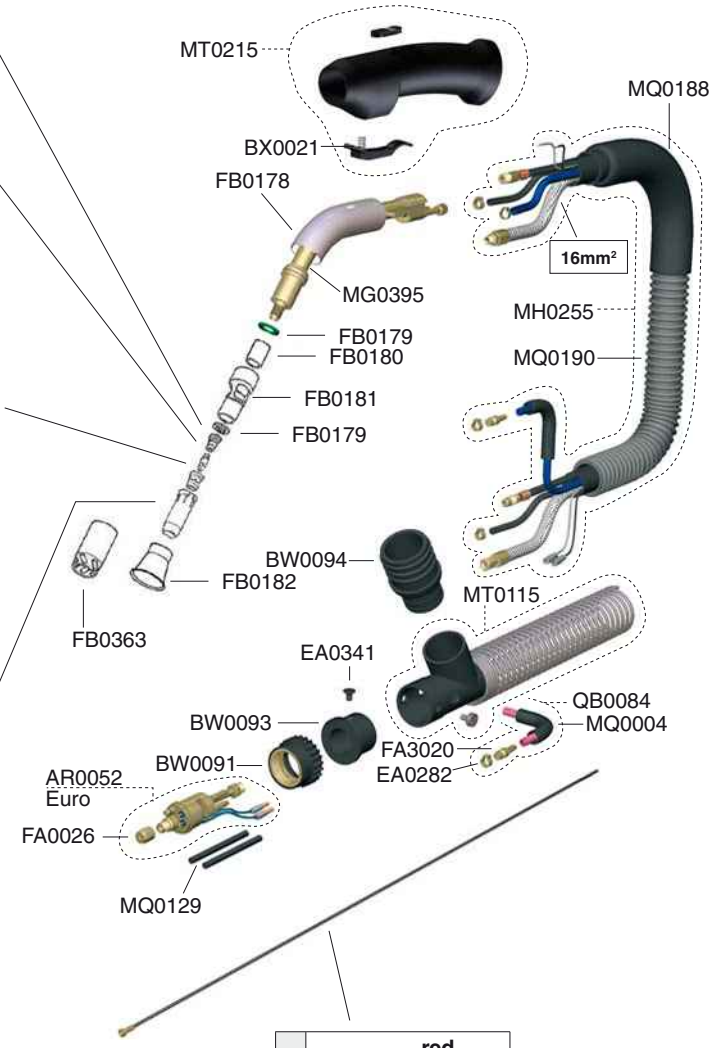

Wire 1,2 ÷ 1,6	red	
	m	Steel
	3.6	GM0452
	4.6	GM0453
	5.6	GM0454

Copyright © 2012 Trafimet Spa
Edition 08/2012

All trademarks are of exclusive property of the respective companies.
Data and images are indicative and may be changed in any time without notice.

TURBOPLUS **T 150A**

Mig welding

MA1469	3m	EURO
MA1470	4m	EURO
MA1471	5m	EURO

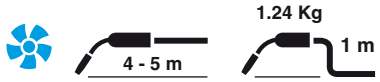

ø mm	0.6 - 0.8	X 100%	150A CO_2 135A Mix
	75 m^3/h	IN OUT	1740 mm/H_2O





EURO

EN 60974-7

All trademarks are of exclusive property of the respective companies. Data and images are indicative and may be changed in any time without notice.

Pos.		
3	MQ0350	
4	FB0692	
5	MQ0351	
7	MF0340	
8	FB0680	
9	BW0590	
10	MP0210	
11	BX0021	
12	EA1270	
13	BW0591	
14	BW0592	
15	EA1271	
16	MQ0189	1,40m Ø30
16	-	3,50m Ø30
16	-	4,50m Ø30
25	FB0685	
26	EA1272	
27	EA1273	

(2)

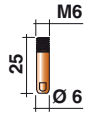

Ø	Cu	Cu-Ni	Cu for Al	CuCrZr
0,6	MD0008-06	MD0008-36		MD0009-76
0,8	**MD0008-08**	MD0008-38	MD0008-58	MD0009-78
0,9	MD0008-09			
1,0	MD0008-10	MD0008-40	MD0008-60	MD0009-80
1,2	MD0008-12	MD0008-42	MD0008-62	MD0009-82

(1)

MC0470	MC0471

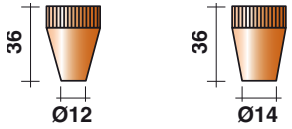

(6)

Wire 0,6 ÷ 1,0	m	blue Steel
	4.3	**GM0450**
	5.3	**GM0451**

Wire 0,6 ÷ 1,0	m	graphite
	4.3	GM0466
	5.3	GM0467

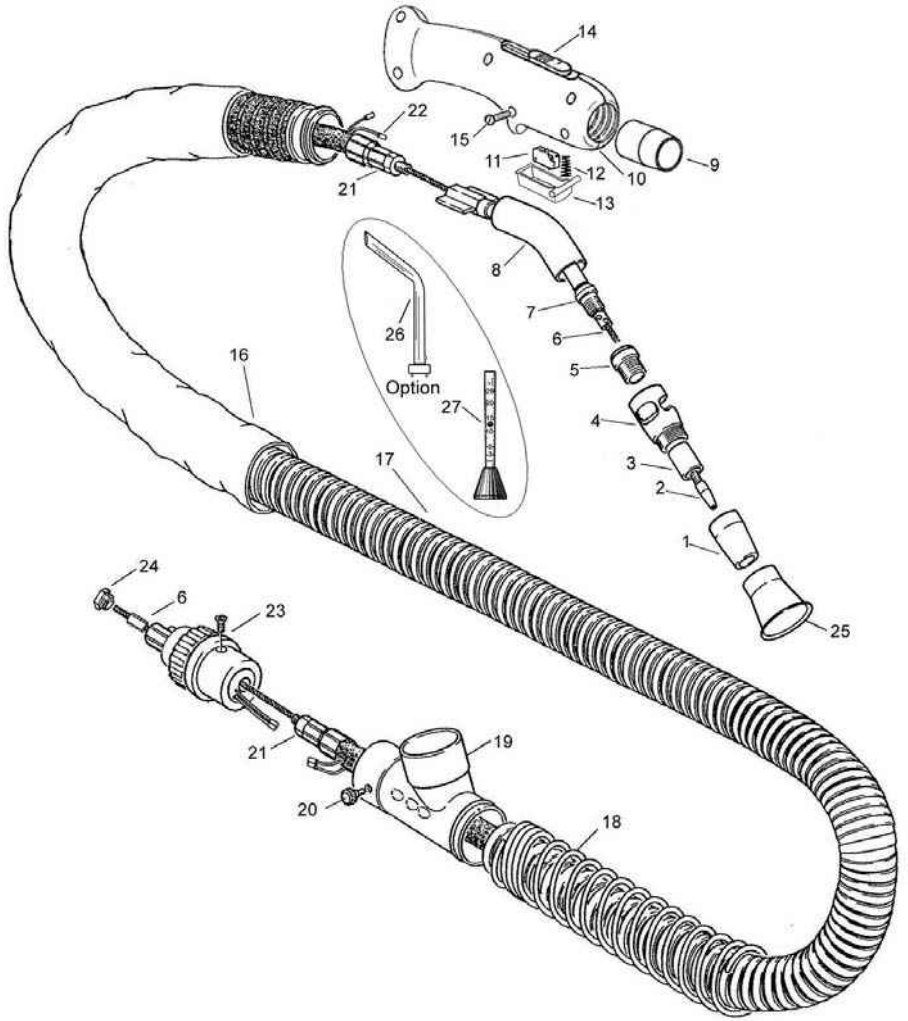

STANDARD

Copyright © 2012 Trafimet Spa
Edition 08/2012

All trademarks are of exclusive property of the respective companies.
Data and images are indicative and may be changed in any time without notice.

TURBOPLUS **T 250A**

Mig welding

MA1472	3m	EURO
MA1473	4m	EURO
MA1474	5m	EURO

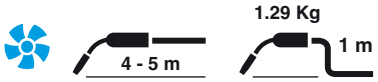

ø mm	0.8 - 1.0	X 100%	250A CO_2 225A Mix
	103 m^3/h	IN OUT	1540 mm/H_2O




EURO

EN 60974-7

All trademarks are of exclusive property of the respective companies. Data and images are indicative and may be changed in any time without notice.

Pos.		
3	MQ0350	Ø12-14
3	MQ0352	Ø16
4	FB0692	
5	MQ0351	
7	MF0340	
8	FB0680	
9	BW0590	
10	MP0210	
11	BX0021	
12	EA1270	
13	BW0591	
14	BW0592	
15	EA1271	
16	MQ0188	1,40m Ø40
16	-	3,50m Ø40
16	-	4,50m Ø40
17	MQ0190	3,50m Ø40
17	-	4,50m Ø40
21	-	3,70m 25mm²
21	-	4,70m 25mm²
22	-	4m
22	-	5m
25	FB0685	
26	EA1272	
27	EA1273	

(2)

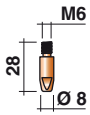

Ø	Cu	Cu-Ni	Cu for Al	CuCrZr	Triangular Cu
0,6	MD0009-06	MD0009-36		MD0009-76	
0,8	MD0009-08	MD0009-38	MD0009-58	MD0009-78	MD1009-08
0,9	MD0009-09				
1,0	**MD0009-10**	MD0009-40	MD0009-60	MD0009-80	MD1009-10
1,2	MD0009-12	MD0009-42	MD0009-62	MD0009-82	MD1009-12
1,4	MD0009-14	MD0009-44		MD0009-84	
1,6	MD0009-16	MD0009-46	MD0009-66	MD0009-86	

(1)

MC0471	MC0480



(6)

Wire 0,6 ÷ 1,0	blue	
	m	Steel
	4.3	**GM0450**
	5.3	**GM0451**

Wire 0,6 ÷ 1,0	graphite	
	m	
	4.3	GM0466
	5.3	GM0467

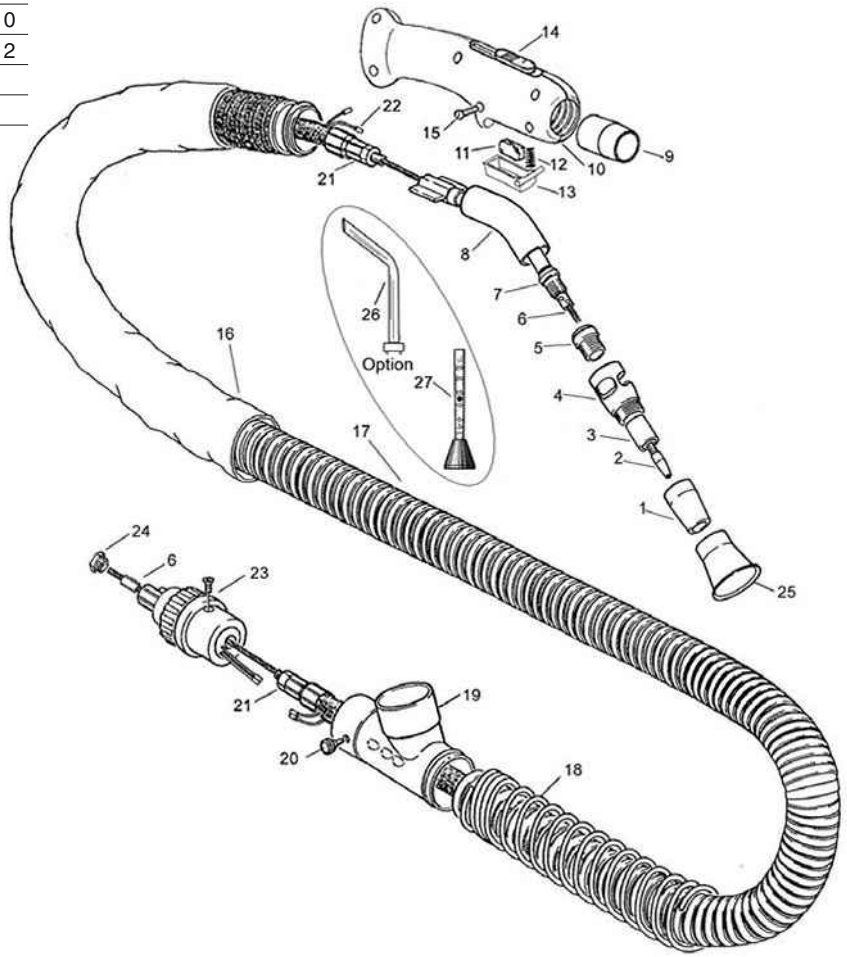

STANDARD

Copyright © 2012 Trafimet Spa
Edition 08/2012

All trademarks are of exclusive property of the respective companies.
Data and images are indicative and may be changed in any time without notice.

TURBOPLUS **T 350A**

Mig welding

MA1478	3m	EURO
MA1479	4m	EURO
MA1480	5m	EURO

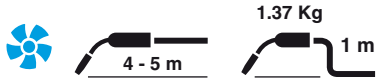

ø mm	1.0 - 1.2	X 100%	350A CO_2 310A Mix
	132 m^3/h	IN OUT	1328 mm/H_2O





EN 60974-7

All trademarks are of exclusive property of the respective companies. Data and images are indicative and may be changed in any time without notice.

Pos.		
3	-	5/16 L23
3	ME0442	M8 L30
4	MQ0355	
5	FB0694	
6	MQ0356	
8	MF0343	
9	FB0681	
10	MP0210	
11	BX0021	
12	FA1270	
13	BW0591	
14	BE0592	
15	EA1271	
16	MQ0188	1,40m Ø40
16	-	3,50m Ø40
16	-	4,50m Ø40
17	MQ0190	3,50m Ø40
17	-	4,50m Ø40
20	-	3,70m 35mm²
20	-	4,70m 35mm²
21	-	4m
21	-	5m
25	FB0686	
26	FB0687	
27	EA1274	
28	EA1273	

(2)

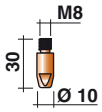

Ø	Cu	Cu-Ni	Cu for Al	CuCrZr
0,8	MD0005-08	MD0005-38	MD0005-58	MD0005-78
0,9	MD0005-09		MD0005-59	
1,0	MD0005-10	MD0005-40	MD0005-60	MD0005-80
1,2	MD0005-12	MD0005-42	MD0005-62	**MD0005-82**
1,4	MD0005-14	MD0005-44		MD0005-84
1,6	MD0005-16	MD0005-46	MD0005-66	MD0005-86
2,0	MD0005-20		MD0005-70	
2,4	MD0005-24		MD0005-74	

Ø	Triangular Cu	Triangular CuCrZr
1,0	MD1005-10	MD1005-80
1,2	MD1005-12	MD1005-82
1,6	MD1005-16	MD1005-86

(1)

MC0473	MC0474	**MC0475**

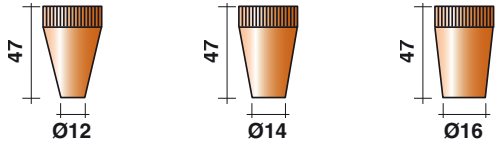

(7)

Wire 1,0 ÷ 1,2	red	
	m	Steel
	4.6	**GM0453**
	5.6	**GM0454**

Wire 1,2 ÷ 1,6	graphite	
	m	
	4.1	GM0462
	5.1	GM0463

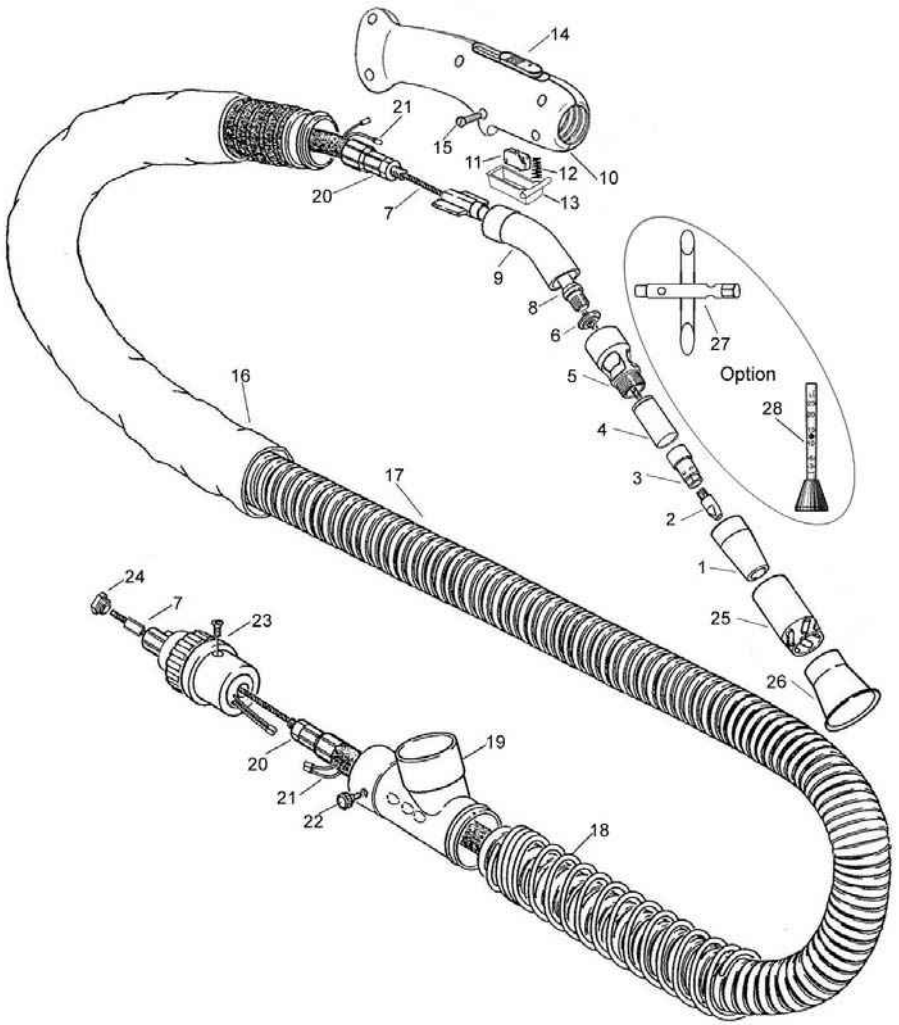

STANDARD

Copyright © 2012 Trafimet Spa
Edition 08/2012

All trademarks are of exclusive property of the respective companies.
Data and images are indicative and may be changed in any time without notice.

TURBOPLUS **T 400A**

Mig welding

MB0909	3,3m	EURO
MB0910	4,3m	EURO
MB0911	5,3m	EURO

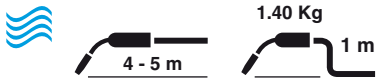

ø mm	1.2 - 1.4	X 100%	400A CO_2 350A Mix
	134 m^3/h	IN OUT	1236 mm/H_2O




EURO

EN 60974-7

All trademarks are of exclusive property of the respective companies. Data and images are indicative and may be changed in any time without notice.

Pos.		
3	ME0442	
4	MQ0355	
5	FB0695	
6	MQ0356	
7	MG0240	
8	FB0682	
9	MP0211	
10	BX0021	
11	EA1270	
12	BW0593	
13	BW0592	
14	EA1271	
15	FB0690	
17	-	4m
17	-	5m
18	-	Gas hose 4m
18	-	Gas hose 5m
19	-	Water inlet hose 4m
19	-	Water inlet hose 5m
20	-	Water outlet hose 0,60m
21	-	Coaxial cable 4m
21	-	Coaxial cable 5m
22	-	4m
22	-	5m
23	MQ0188	1,40m Ø40
23	-	3,50m Ø40
23	-	4,50m Ø40

Pos.		
24	-	3,80m Ø40
24	-	4,80m Ø40
31	FB0688	
32	FB0182	
33	EA1274	
34	EA1273	

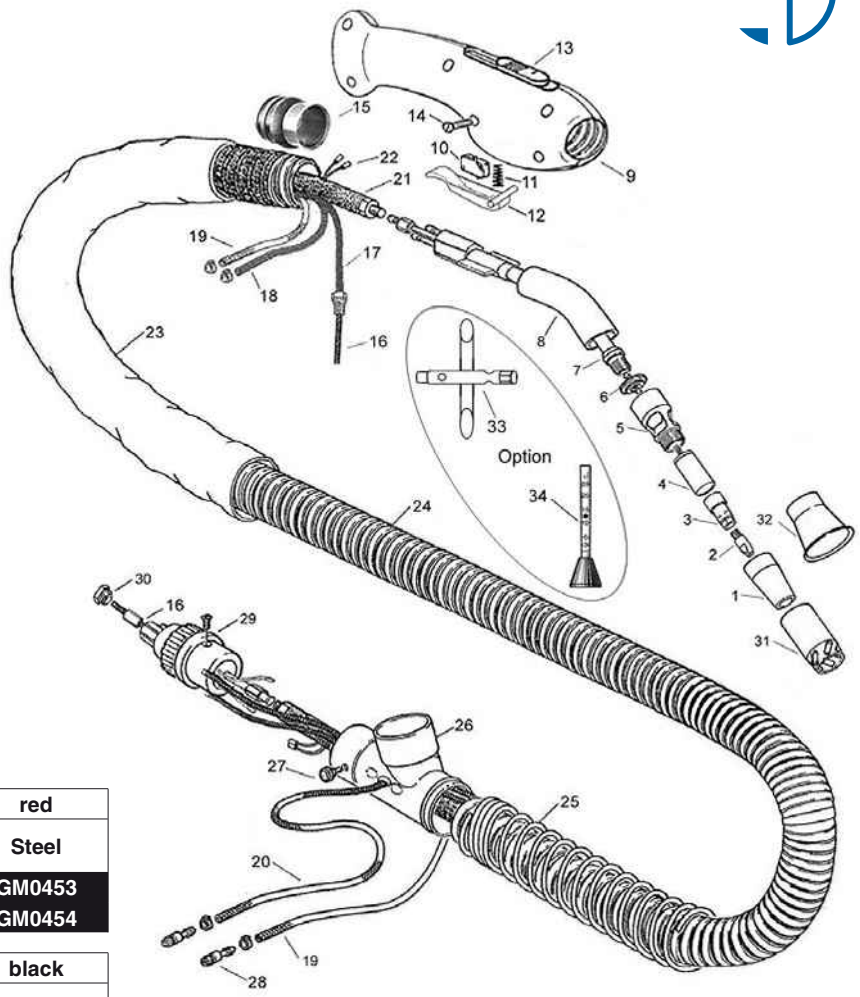

(2)

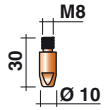

Ø	Cu	Cu-Ni	Cu for Al	CuCrZr
0,8	MD0005-08	MD0005-38	MD0005-58	MD0005-78
0,9	MD0005-09		MD0005-59	
1,0	MD0005-10	MD0005-40	MD0005-60	MD0005-80
1,2	MD0005-12	MD0005-42	MD0005-62	**MD0005-82**
1,4	MD0005-14	MD0005-44		MD0005-84
1,6	MD0005-16	MD0005-46	MD0005-66	MD0005-86
2,0	MD0005-20		MD0005-70	
2,4	MD0005-24		MD0005-74	

Ø	Triangular Cu	Triangular CuCrZr
1,0	MD1005-10	MD1005-80
1,2	MD1005-12	MD1005-82
1,6	MD1005-16	MD1005-86

(1)

MC0474	**MC0475**

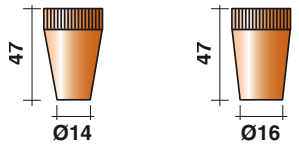

(16)

Wire 1,0 ÷ 1,2		red
	m	Steel
	4.6	**GM0453**
	5.6	**GM0454**

Wire 1,2 ÷ 1,6		black
	m	
	4.6	GM0456
	5.6	GM0457

Wire 1,2 ÷ 1,6		graphite
	m	
	4.5	GM0464
	5.5	GM0465

STANDARD

Copyright © 2012 Trafimet Spa
Edition 08/2012

All trademarks are of exclusive property of the respective companies.
Data and images are indicative and may be changed in any time without notice.

TURBOPLUS **TR 450A**

Mig welding

MB0913	3,3m	EURO
MB0914	4,3m	EURO
MB0915	5,3m	EURO

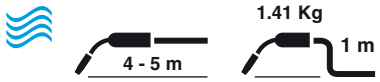

ø mm	1.2 - 1.4	X 100%	450A CO_2 395A Mix
	134 m^3/h	IN OUT	1236 mm/H_2O




EURO

EN 60974-7

All trademarks are of exclusive property of the respective companies. Data and images are indicative and may be changed in any time without notice.

Pos.		
3	-	5/16 L26
3	ME0444	M8 L36
4	MQ0357	
5	FB0696	
6	FB0179	
7	MG0241	
8	FB0683	
9	MP0211	
10	BX0094	
11	EA1270	
12	BW0593	
13	BW0592	
14	EA1271	
15	FB0690	
17	-	3m
17	-	4m
17	-	5m
18	-	Gas hose 3m
18	-	Gas hose 4m
18	-	Gas hose 5m
19	-	Water inlet hose 3m
19	-	Water inlet hose 4m
19	-	Water inlet hose 5m
20	-	Water outlet hose 0,60m
21	-	Coaxial cable 3m
21	-	Coaxial cable 4m
21	-	Coaxial cable 5m
22	-	3m
22	-	4m
22	-	5m
23	MQ0188	1,40m Ø40

Pos.		
23	-	2,50m Ø40
23	-	3,50m Ø40
23	-	4,50m Ø40
24	-	2,80m Ø40
24	-	3,80m Ø40
24	-	4,80m Ø40
31	FB0688	
32	FB0182	
33	EA1274	
34	EA1273	

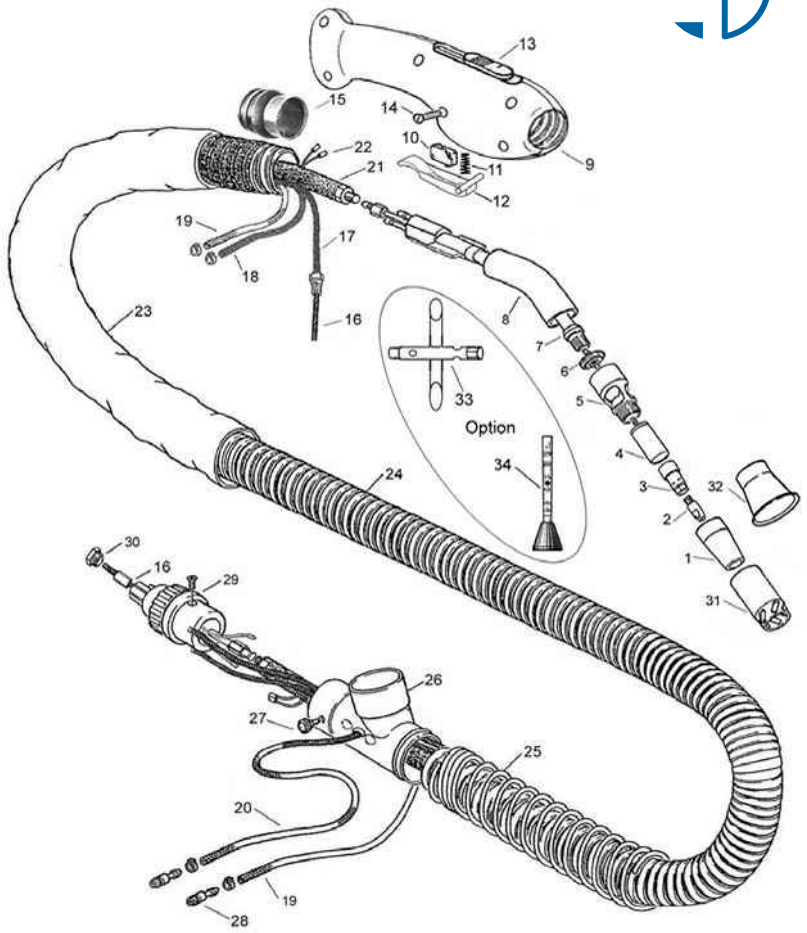

(2)

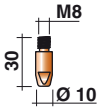

Ø	Cu	Cu-Ni	Cu for Al	CuCrZr
0,8	MD0005-08	MD0005-38	MD0005-58	MD0005-78
0,9	MD0005-09		MD0005-59	
1,0	MD0005-10	MD0005-40	MD0005-60	MD0005-80
1,2	MD0005-12	MD0005-42	MD0005-62	**MD0005-82**
1,4	MD0005-14	MD0005-44		MD0005-84
1,6	MD0005-16	MD0005-46	MD0005-66	MD0005-86
2,0	MD0005-20		MD0005-70	
2,4	MD0005-24		MD0005-74	

Ø	Triangular Cu	Triangular CuCrZr
1,0	MD1005-10	MD1005-80
1,2	MD1005-12	MD1005-82
1,6	MD1005-16	MD1005-86

(1)

MC0476	**MC0477**

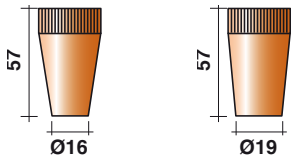

(16)

Wire 1,0 ÷ 1,2	red	
	m	Steel
	3.6	**GM0452**
	4.6	**GM0453**
	5.6	**GM0454**

Wire 1,2 ÷ 1,6	black	
	m	
	3.6	GM0455
	4.6	GM0456
	5.6	GM0457

Wire 1,2 ÷ 1,6	graphite	
	m	
	3.5	GM0461
	4.5	GM0464
	5.5	GM0465

STANDARD

Copyright © 2012 Trafimet Spa
Edition 08/2012

All trademarks are of exclusive property of the respective companies.
Data and images are indicative and may be changed in any time without notice.

CYCLONE 1

Mig welding

Tension	220V
Power	0,9 Kw
Flow Rate	110m³/h
Noise Level	71Db
Weight	15kg
Duty Cycle	60%
Dimensions	w550 x h350 x d290
Air Depuration Class	9 (0,5 µm at 98%)



ASPAMC1A	**BLOC ASPIRANT TYPE CYCLONE 1/0-9**	**CYCLONE 1/0-9 Single-phase Exhausting Unit**
	Dépurateur automatique à haute dépression, 1.800mm H2O (18.000 pascal); 1 moteurs monophasés, 220V, 50Hz, 900W; Turbine périphérique, portée 110mc/h. Système de dépuration à précipitation dynamique en chambre de ralentissement; filtre à cartouche polyestere; filtre à charbons actifs. Capacité de rétention jusqu'à 0,5 micron, à 98% class 9. Possibilité de connecter un tuyau pour l'évacuation à l'extérieur de l'air dépuré. Interrupteur ON-OFF. Déviateur pour le démarrage MANUEL ou AUTOMATIQUE. Arrêt avec retard automatique pour le refroidissement du moteur + Démarreur Start/Stop automatique, 2m de câble. Dimensions 0,29x0,55xh 0,35 m; poids 15 Kg.	Automatic single-phase equipment for welding fumes aspiration. High depression 1.800mm H²O (18.000 Pascal). 1 single-phase, 220V, 50Hz, 900W, peripheral turbine, flow rate 110mc/h. Noise Level: 74dbA. Depression chamber, mechanical pre-filter, progressive filter, cartridge carbons filter, air depuration Class 9 (0,5 micron at 98%), possibility to connect an evacuation hose. ON-OFF switch. Manual or authomatic starting. Delayed stop of the fan. Authomatic START/STOP clamp with 2 meters cable, equipped with 4 weels. Dimensions: 0,29 x0,55xh 0,35m; weight 15 Kg.
ASPFA5020	**TUYAU 0,50x2m** pour le branchement de la torche a l'aspirateur, avec raccord de branchement	Torch hose connection with fitting 2m d50

	ACCESSOIRES	ACCESSORIES
ASPCSAMC1A	**CONE DE BRANCHEMENT** pour tuyau d'évacuation diam 0,60m	Chemical device to connect evacuation hose Ø 0,60m
ASPDA2	**DEMARREUR START/STOP AUTOMATIQUE** 2m de câble + pince	Starting device 2m
ASPDAP4	**RALONGE POUR DEMARREUR CABLE 4m**	**Extension starting device 4m**
ASPDAP6	**RALONGE POUR DEMARREUR CABLE 6m**	**Extension starting device 6m**
ASPCPM11	**CARTOUCHE FILTRE** diam. mm 197X290	**Panel progressive filter** Ø mm 197X290
ASPFCAM1	**FILTRE CHARBONS ACTIVES** mm 225X265X23	**Active charbons Carthridge** mm 225X265X23
ASPFA5040	**TUYAU 0,50x4m** pour le branchement de la torche a l'aspirateur, avec raccord de branchement	**TORCH HOSE** connection, Ø50, 4m lenght + ring fitting
ASPFA5060	**TUYAU 0,50x6m** pour le branchement de la torche a l'aspirateur, avec raccord de branchement	**TORCH HOSE** connection, Ø50, 6m lenght + ring fitting
ASPFA5080	**TUYAU 0,50x8m** pour le branchement de la torche a l'aspirateur, avec raccord de branchement	**TORCH HOSE** connection, Ø50, 8m lenght + ring fitting
ASPFA50100	**TUYAU 0,50x10m** pour le branchement de la torche a l'aspirateur, avec raccord de branchement	**TORCH HOSE** connection, Ø50, 10m lenght + ring fitting
ASPFA60	**TUYAU/60** pour l'évacuation de l'air à l'extérieur diam. 0,60m. Bobines de 25m Prix au mètre	**Evacuation hose** Ø60 (25m rolls) (price/meter)
ASP2600200	**CAPTEUR RECTANGULAIRE** 140X45mm AVEC PIED MAGNÉTIQUE (ASP2600200)	**Small exhausting arm with rectangular entrance** (4140x45mm) and magnetic fit
ASP2600100	**CAPTEUR CYLINDRIQUE** diam 100mm AVEC PIED MAGNÉTIQUE (ASP2600100)	**Small exhausting arm with circular** (diam.100mm) entrance and magnetic fit
	Possibilité de brancher 1 torche, jusqu'à 250 A	It's possible to connect 1 torch up to 250A

All trademarks are of exclusive property of the respective companies. Data and images are indicative and may be changed in any time without notice.

CYCLONE **2**

Tension	220V
Power	1,8 Kw
Flow Rate	220m³/h
Noise Level	72Db
Weight	35kg
Duty Cycle	60%
Dimensions	w820 x h420 x d320
Air Depuration Class	10 (0,3 µm at 98%)





ASPAMC2A	**BLOC ASPIRANT TYPE CYCLONE 2/1.8**	**CYCLONE 2/1.8 Single-phase Exhausting Unit**
	Dépurateur automatique à haute dépression, 2.000mm H2O (20.000 pascal); 2 moteurs mono-phasés, 220V, 50Hz, 900W X 2; Turbine périphérique, portée 220mc/h. Système de dépuration à 5 stades: précipitation dynamique en chambre de ralentissement; pré-filtre; filtre progressif et Filtre absolu à cartouche; filtre à charbons actifs. Capacité de rétention jusqu'à 0,3 micron, à 98% class 10. Possibilité de connecter un tuyau pour l'évacuation à l'extérieur de l'air dépuré. Interrupteur ON-OFF. Déviateur pour le démarrage MANUEL ou AUTOMATIQUE. Arrêt avec retard automatique pour le refroidissement du moteur + Démarreur Start/Stop automatique, 2m de câble. Equipé de 4 roues pivotantes. Dimensions 0,80x0,32xh 0,46 m; poids 39 Kg.	Automatic single-phase equipment for welding fumes aspiration. High depression 2.000mm H²O (20.000 Pascal). 2 single-phase, 220V, 50Hz, 900W X 2, peripheral turbine, flow rate 220mc/h. Noise Level: 72dbA. Depression chamber, mechanical pre-filter, progressive filter, absolute filter, cartridge carbons filter, air depuration Class 10 (0,3 micron at 98%), possibility to connect an evacuation hose. ON-OFF switch. Manual and authomatic starting. Delayed stop of the fan. Authomatic START/STOP clamp with 2 meters cable, equipped with 4 weels. Dimensions: 0,80 x0,32xh 0,46m; weight 39 Kg.
ASPFA5020	**TUYAU 0,50x2m** pour le branchement de la torche a l'aspirateur, avec raccord de branchement	**TORCH HOSE connection**, Ø50, 2m lenght, complete of ring fitting
	ACCESSOIRES	**ACCESSORIES**
ASPCSAMC2A	**CONE DE BRANCHEMENT** pour tuyau d'évacuation diam 0,60m	**Chemical device to connect evacuation hose** Ø 0,60m
ASP2006050	**PLAQUE DE RACCORD à Y** pour la connexion de 2 torches	**Connection Y** Ø for two torches fitting
MP0140048	**CONNECTEUR JACK** pour le branchement du deuxième démarreur	**Jack connection to connect the second authomatic START/STOP**
ASPDA2	**DEMARREUR START/STOP AUTOMATIQUE** 2m de câble + pince	**START/STOP DEVICE 2m cable**
ASPDAP4	**RALONGE POUR DEMARREUR CABLE 4m**	**4m extension for START/STOP device**
ASPDAP6	**RALONGE POUR DEMARREUR CABLE 6m**	**6m extension for START/STOP device**
ASPCPM2	**CARTOUCHE PRE-FILTRE** diam. mm 280X390	**Cartridge polyester alluminate pre-filter**
ASPCFAM2	**CARTOUCHE FILTRE ABSOLU** diam. mm 180X375	**Cartridge cellulose micro-filter**
ASPFCAM2	**FILTRE CHARBONS ACTIVES** mm 25X265X23	**Active charbonss carthridge** mm225x265x23
ASPFA5040	**TUYAU 0,50x4m** pour le branchement de la torche a l'aspirateur, avec raccord de branchement	**TORCH HOSE** connection, Ø50, 4m lenght + ring fitting
ASPFA5060	**TUYAU 0,50x6m** pour le branchement de la torche a l'aspirateur, avec raccord de branchement	**TORCH HOSE** connection, Ø50, 6m lenght + ring fitting
ASPFA5080	**TUYAU 0,50x8m** pour le branchement de la torche a l'aspirateur, avec raccord de branchement	**TORCH HOSE** connection, Ø50, 8m lenght + ring fitting
ASPFA50100	**TUYAU 0,50x10m** pour le branchement de la torche a l'aspirateur, avec raccord de branchement	**TORCH HOSE** connection, Ø50, 10m lenght + ring fitting
ASPFA60	**TUYAU/60** pour l'évacuation de l'air à l'extérieur diam. 0,60m. Bobines de 25m Prix au mètre	**Evacuation hose** Ø60 (25m rolls) (price/meter)
ASP2600200	**CAPTEUR RECTANGULAIRE** 140X45mm AVEC PIED MAGNÉTIQUE (ASP2600200)	**Small exhausting arm with rectangular entrance** (4140x45mm) and magnetic fit
ASP2600100	**CAPTEUR CYLINDRIQUE** diam 100mm AVEC PIED MAGNÉTIQUE (ASP2600100)	**Small exhausting arm with circular** (diam.100mm) entrance and magnetic fit
	Possibilité de brancher jusqu'à 2 torches, combinaison maximum 250 A + 250 A	It's possible to connect up to 2 torches, max. combination 250A + 250A

All trademarks are of exclusive property of the respective companies. Data and images are indicative and may be changed in any time without notice.

CYCLONE 3

Mig welding

Tension	220-380V
Power	2,2 Kw I 3,0 Kw
Flow Rate	240m³/h I 260m³/h
Noise Level	74Db
Weight	46kg
Duty Cycle	100%
Dimensions	w650 x h600 x d500





ASPAT40A22	**SYSTEME D'ASPIRATION CYCLONE 3/2.2 - TRIPHASE**	**CYCLONE 3/2.2 Three-phase Exhausting Unit**
	Dépurateur automatique à haute dépression, 3.000mm H2O (30.000 pascal); moteur triphasé 340V, 50Hz, 2.200W; Turbine périphérique, portée 240mc/h. Chambre de dépressurisation; pré-filtre mécanique; Possibilité de connecter un tuyau pour l'évacuation à l'extérieur de l'air. Interrupteur ON-OFF. Déviateur pour le démarrage MANUEL ou AUTOMATIQUE. Arrêt avec retard automatique pour le refroidissement du moteur + Démarreur Start/Stop automatique, 2m de câble	Automatic three-phase equipment for welding fumes. High depression 3.000mm H²O (30.000 Pascal). Three-phase 340V, 50Hz, 2.200W, peripheral turbine, flow rate 240mc/h. Noise Level: 74dbA. Depression chamber, mechanical pre-filter, possibility to connect an evacuation hose. ON-OFF switch. Manual and authomatic starting. Delayed stop of the fan. Authomatic START/STOP clamp with 2 meters cable. Without filters.
ASP2920001	**CHARIOT CYCLONE-TRI** sur 4 roues pour aspirateur et dévidoir MIG.	**CYCLONE 3 TROLLEY**, 4 wheels, for exhausting unit and MIG wire feeder
ASP2910025	**BRAS BALANCIER** pour torche de 5 m	**BALANCED ARM** torch holder 2,50m for 5m torch
ASPFA5020	**TUYAU 0,50x2m** pour le branchement de la torche a l'aspirateur, avec raccord de branchement	T**ORCH HOSE connection**, Ø50, 2m lenght, complete of ring fitting
	ACCESSOIRES	**ACCESSORIES**
ASPPFP46	**FILTRE PROGRESSIF** 310x460x25mm	**Panel progressive filter** mm310x460x25
ASPPFA46	**FILTRE ABSOLU** 305x457x68mm	**Panel absolute filter** mm305x457x68
ASPCCAT40	**CONTAINER CYLINDRIQUE** pour charbons actifs	**Cylindrical carbon container** for carbon filters
ASPFCAT40	**CARTOUCHE RECHARGE des CHARBONS ACTIFS**	**Cartridge carbons filter**
ASP2006050	**PLAQUE DE RACCORD à Y** pour la connexion de 2 torches	**Connection Y** Ø for two torches fitting
MP0140048	**CONNECTEUR JACK** pour le branchement du deuxième démarreur	**Jack connection to connect the second authomatic START/STOP**
ASPDA2	**DEMARREUR START/STOP AUTOMATIQUE** 2m de câble + pince	**START/STOP DEVICE** 2m cable
ASPDAP4	**RALONGE POUR DEMARREUR CABLE 4m**	**4m extension for START/STOP device**
ASPDAP6	**RALONGE POUR DEMARREUR CABLE 6m**	**6m extension for START/STOP device**
ASPFA5040	**TUYAU 0,50x4m** pour le branchement de la torche a l'aspirateur, avec raccord de branchement	**TORCH HOSE connection**, Ø50, 4m lenght + ring fitting
ASPFA5060	**TUYAU 0,50x6m** pour le branchement de la torche a l'aspirateur, avec raccord de branchement	**TORCH HOSE connection**, Ø50, 6m lenght + ring fitting
ASPFA5080	**TUYAU 0,50x8m** pour le branchement de la torche a l'aspirateur, avec raccord de branchement	**TORCH HOSE connection**, Ø50, 8m lenght + ring fitting
ASPFA50100	**TUYAU 0,50x10m** pour le branchement de la torche a l'aspirateur, avec raccord de branchement	**TORCH HOSE connection**, Ø50, 10m lenght + ring fitting
ASPFA60	**TUYAU/60** pour l'évacuation de l'air à l'extérieur diam. 0,60m. Bobines de 25m Prix au mètre	**Evacuation hose** Ø60 (25m rolls) (price/meter)
	Cyclone 3 - 2,2 kW:	Cyclone 3 - 2,2 kW:
	Possibilité de brancher jusqu'à 2 torches, combinaison maximum 350 A + 400 A	It's possible to connect up to 2 torches, max. combination 350A +400A
	Cyclone 3 - 3,0 kW:	Cyclone 3 - 3,0 kW:
	Possibilité de brancher jusqu'à 2 torches, combinaison maximum 450 A + 450 A	It's possible to connect up to 2 torches, max. combination 450A +450A

All trademarks are of exclusive property of the respective companies. Data and images are indicative and may be changed in any time without notice.

Pos.		
	DM0060	**Bras bilancier pour torche mig longeur 2,50 m**
	DM0061	**Bras bilancier pour devidoir et torche mig longeur 2,50 m**
1	ASP2910046	Cingle pour fixage torche
2	ASP2910047	Poigne d'ajustage
3	ASP2910051	Support pour postes mig compat
4	ASP2910049	Support pour petite machine mig
5	ASP2920000	Chariot porte aspirateur et devidoir mig

Pos.		
	DM0060	**Balanced arm torch holder 2,50 m**
	DM0061	**Balanced arm torch holder and wire feeder 2,50 m**
1	ASP2910046	Belt to fasten the torch
2	ASP2910047	Handle to adjust and blocking slim arm
3	ASP2910051	Universal support for balanced arm
4	ASP2910049	Support arm torch holder for small mig welding machines
5	ASP2920000	Trolley for the support of exausting machine and mig wire feeder

DM0060

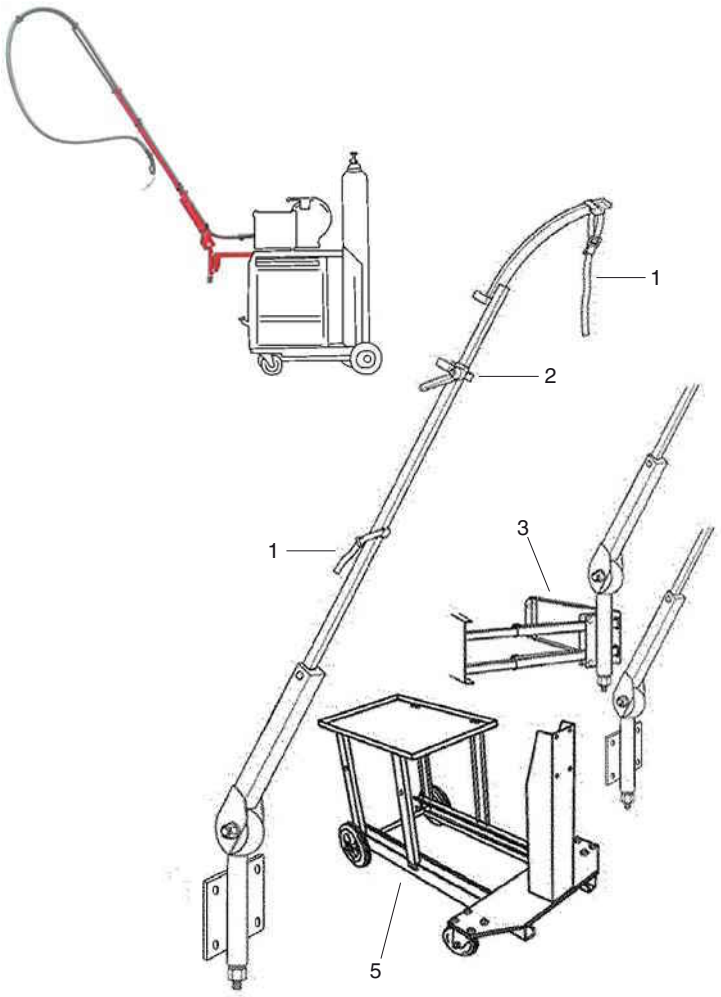

DM0061

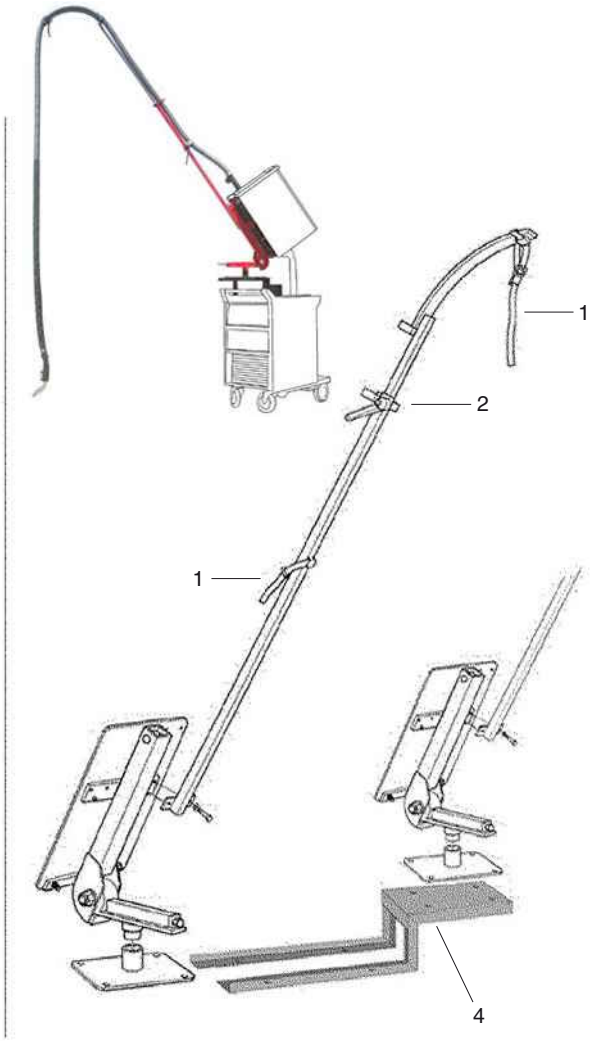

All trademarks are of exclusive property of the respective companies. Data and images are indicative and may be changed in any time without notice.

MEGA 2

Mig welding

MA5265	3m	EURO - TW
MA5266	4m	EURO - TW
MA5267	4,6m	EURO - TW

MA5200	3m / 10”	TW - MK
MA5201	4m / 12”	TW - MK
MA5202	4,6m / 15”	TW - MK



MA5275	3m / 10”	5/8-18 UNF
MA5276	4m / 12”	5/8-18 UNF
MA5277	4,6m / 15”	5/8-18 UNF

Liner included

KIT	
TW 1/4	
AR0170	
Lincoln®	
AR0172	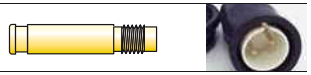
Miller®	
AR0173	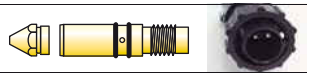

Kit to be assembled by a qualified technician



Kg 0,95

3 - 4 - 4,6 m

1 m

V peak	113	Ø mm	0.8 - 0.9 1.0 - 1.2	X 60%	250A CO_2 200A Mix


EURO - TW


TW - MK


5/8-18 UNF

EN 60974-7

All trademarks are of exclusive property of the respective companies. Data and images are indicative and may be changed in any time without notice.

MAXI 250
spare parts compatible

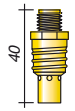

ME0001 brass



MD0003 - ...

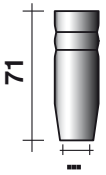

	ø
MC0008	11
MC0009	14
MC0010	18
MC0128	16
MC0129	14

MF0145 (62J-45): AU0027

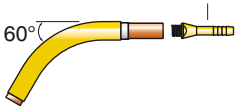

MF0146 (62J-60): AU0027

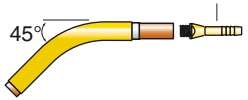

ME0019 (52FN)

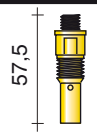

ME0062(52)

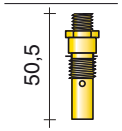

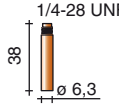

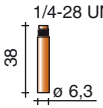

Ø	Cu	Triangular Cu
0,8	MD0003-08 (14-30)	MD1003-08
0,9	**MD0003-09 (14-35)**	
1,0	MD0003-10 (14-40)	MD1003-10
1,2	MD0003-12 (14-45)	MD1003-12

MC0035 (34CT)



MC0039 (24CT-50S)	MC0040 (24CT-62S)	MC0041 (24CT-75S)
		
Ø 13	Ø 16	Ø 19

MC0042 (23-37)	MC0043 (23-50)	**MC0044** (23-62)	MC0143 (23-75)
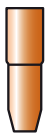	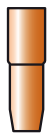	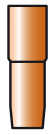	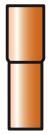
Ø 9,5	Ø 13	Ø 16	Ø 19

MQ0130 (32)



MC0234 (22-50)	MC0235 (22-62)
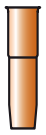	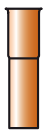
Ø 13	Ø 16

STANDARD (REF.)

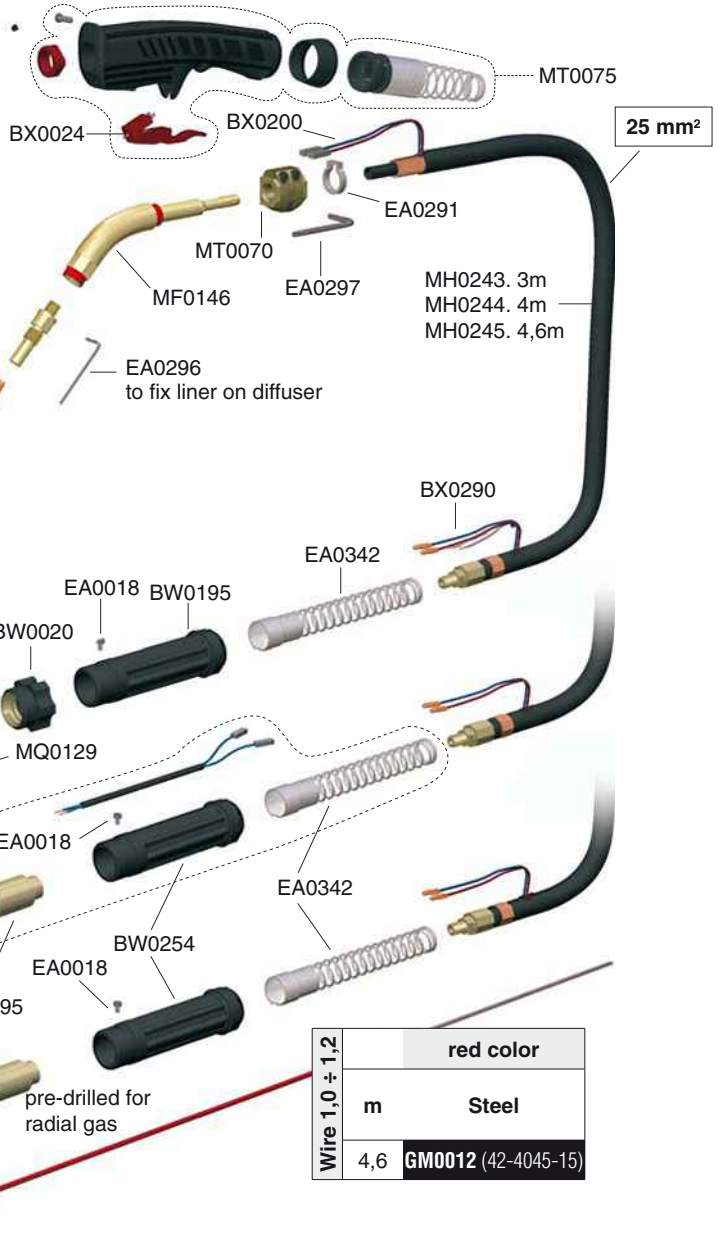

Copyright © 2012 Trafimet Spa
Edition 08/2012

All trademarks are of exclusive property of the respective companies.
Data and images are indicative and may be changed in any time without notice.

MEGA 4

Mig welding

MA5465	3m / 10”	EURO - TW
MA5466	4m / 12”	EURO - TW
MA5467	4,6m / 15”	EURO - TW

MA5400	3m / 10”	TW - MK
MA5401	4m / 12”	TW - MK
MA5402	4,6m / 15”	TW - MK



MA5275	3m / 10”	5/8-18 UNF
MA5276	4m / 12”	5/8-18 UNF
MA5277	4,6m / 15”	5/8-18 UNF

Liner included

KIT	
TW 1/4	
AR0170	
Lincoln®	
AR0172	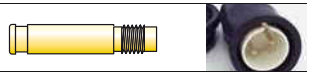
Miller®	
AR0173	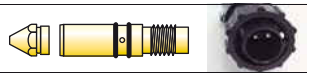

Kit to be assembled by a qualified technician





V peak	113	Ø mm	0.8-0.9 1.0-1.2-1.6	X 60%	400A CO_2 300A Mix



EN 60974-7

All trademarks are of exclusive property of the respective companies. Data and images are indicative and may be changed in any time without notice.

MAXI 350 spare parts compatible

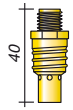

ME0003
brass



MD0004 - ...

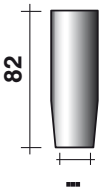

	Ø
MC0011	16
MC0012	18
MC0013	20
MC0298	14



ME0105
(4235T)



ME0106
(4335T)



ME0108
(4635T)



ME0107
(4435T)



MD0214-...



MD0215-...



	Ø
MC0415 (4392)	12,5
MC0416 (4394)	12,5
MC0417 (4391)	16
MC0418 (4393)	16
MC0419 (4295)	9,5

BERNARD® 200-300
spare parts compatible



MD0214-...



MD0215-...



	Ø
MC0420 (4491)	19
MC0421 (4591)	19
MC0422 (4492)	14
MC0423 (4592)	14

BERNARD® 400
spare parts compatible

MF0142 (64J-45):

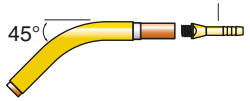

MF0144 (64J-60):

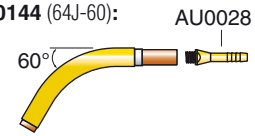

ME0020 (54A)



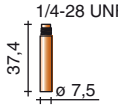

Ø	Cu	Triangular Cu
0,8	MD0004-08 (14-30)	MD1004-08
0,9	MD0004-09 (14-35)	
1,0	MD0004-10 (14-40)	MD1004-10
1,2	**MD0004-12** (14-45)	MD1004-12
1,4	MD0004-14 (14-52)	
1,6	MD0004-16 (14-116)	MD1004-16

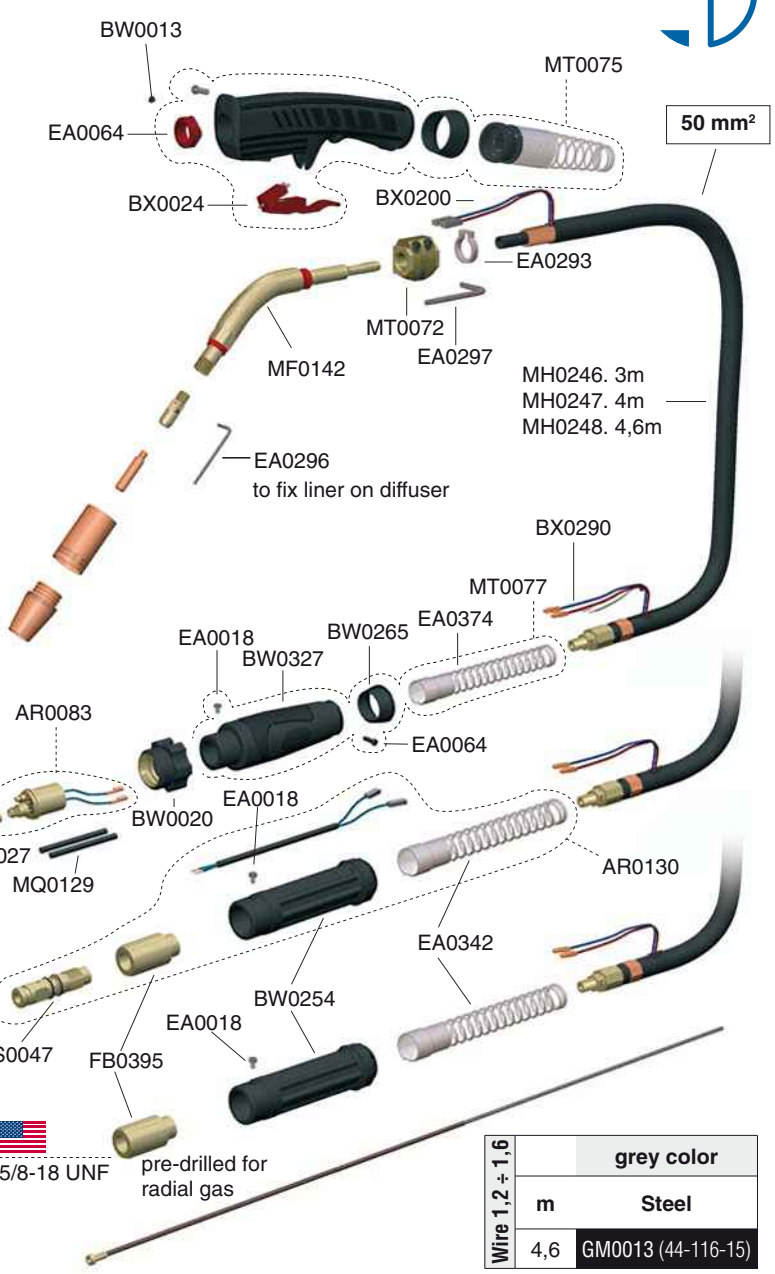

Wire 1,2 ÷ 1,6		grey color
	m	Steel
	4,6	GM0013 (44-116-15)

MC0035 (34CT)



MC0039 (24CT-50S)	**MC0040** (24CT-62S)	MC0041 (24CT-75S)



MC0042 (23-37)	MC0043 (23-50)	MC0044 (23-62)	MC0143 (23-75)

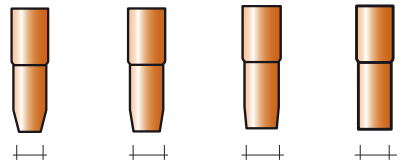

MQ0131 (34A)



MC0145 (24A-50)	MC0146 (24A-62)	MC0147 (24A-75)

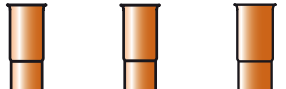

STANDARD (REF.)

Copyright © 2012 Trafimet Spa
Edition 08/2012

All trademarks are of exclusive property of the respective companies.
Data and images are indicative and may be changed in any time without notice.

TMEGA **300**

Mig welding

MA5216	3m / 10”	EURO - TW
MA5217	4m / 12”	EURO - TW
MA5218	4,6m / 15”	EURO - TW

MA5213	3m / 10”	TW - MK
MA5214	4m / 12”	TW - MK
MA5215	4,6m / 15”	TW - MK

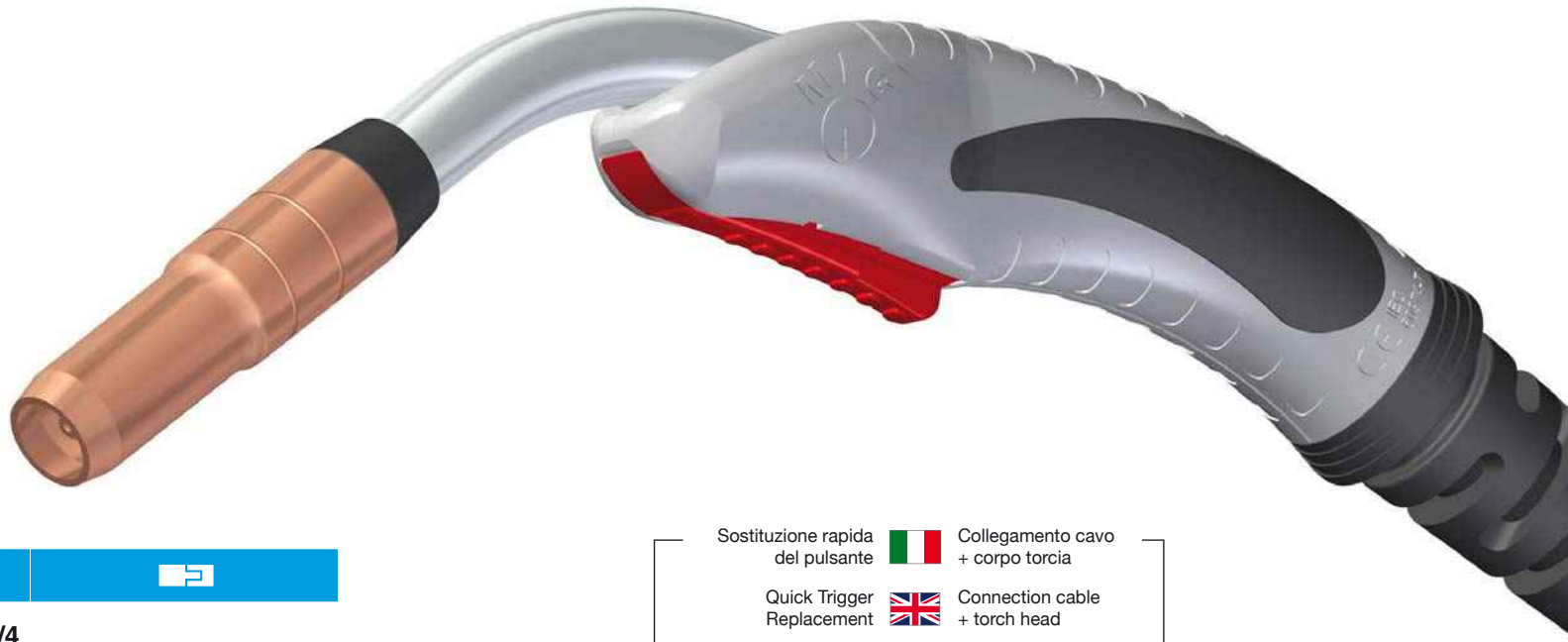

MA5220	3m / 10”	5/8-18 UNF	
MA5221	4m / 12”	5/8-18 UNF	
MA5222	4,6m / 15”	5/8-18 UNF	

Liner included

KIT	
TW 1/4	
AR0170	
Lincoln®	
AR0172	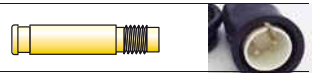
Miller®	
AR0173	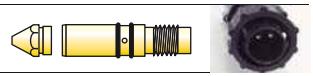

Kit to be assembled by a qualified technician

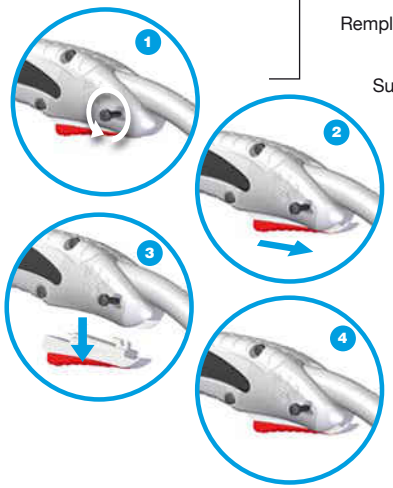

	Sostituzione rapida del pulsante	Collegamento cavo + corpo torcia
	Quick Trigger Replacement	Connection cable + torch head
	Schnellwechselsystem für den Schalter	Schnellverschluss für Brennerkörper
	Remplacement rapide de la gâchette	Connexion cable + col de cygne
	Sustitucion rápida del pulsador	Conexión cable + cuello
	Kolay ve çabuk tetik değişimi.	Akım Kablosu + Torç boynu
	Быстрая замена курка	Соединительный кабель + головка горелки

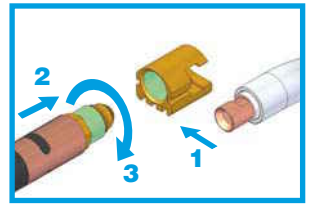



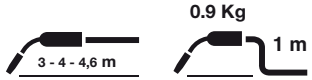

V peak	113
Ø mm	0.8 - 0.9 1.0 - 1.2
X 60%	300A CO_2 250A Mix

EN 60974-7

All trademarks are of exclusive property of the respective companies. Data and images are indicative and may be changed in any time without notice.

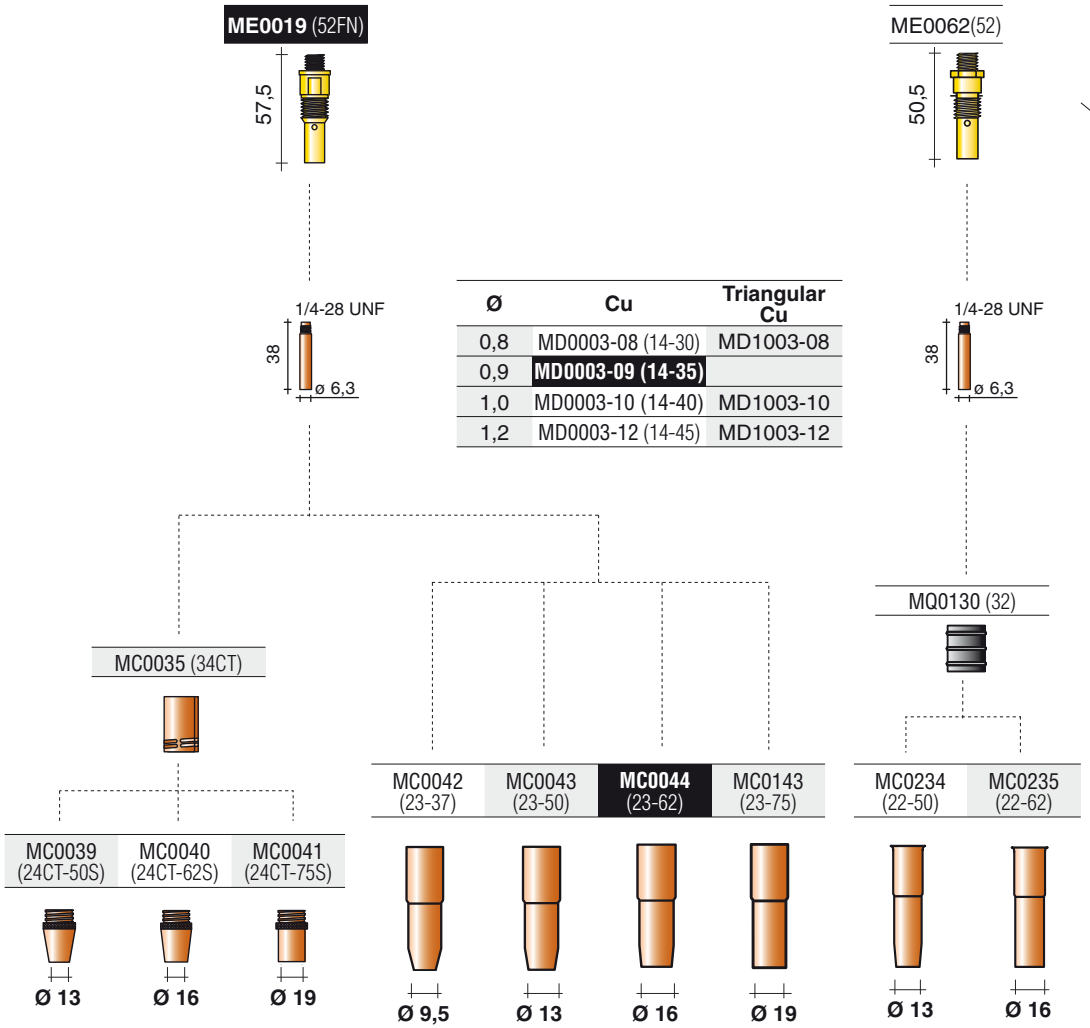

Ø	Cu	Triangular Cu
0,8	MD0003-08 (14-30)	MD1003-08
0,9	**MD0003-09 (14-35)**	
1,0	MD0003-10 (14-40)	MD1003-10
1,2	MD0003-12 (14-45)	MD1003-12

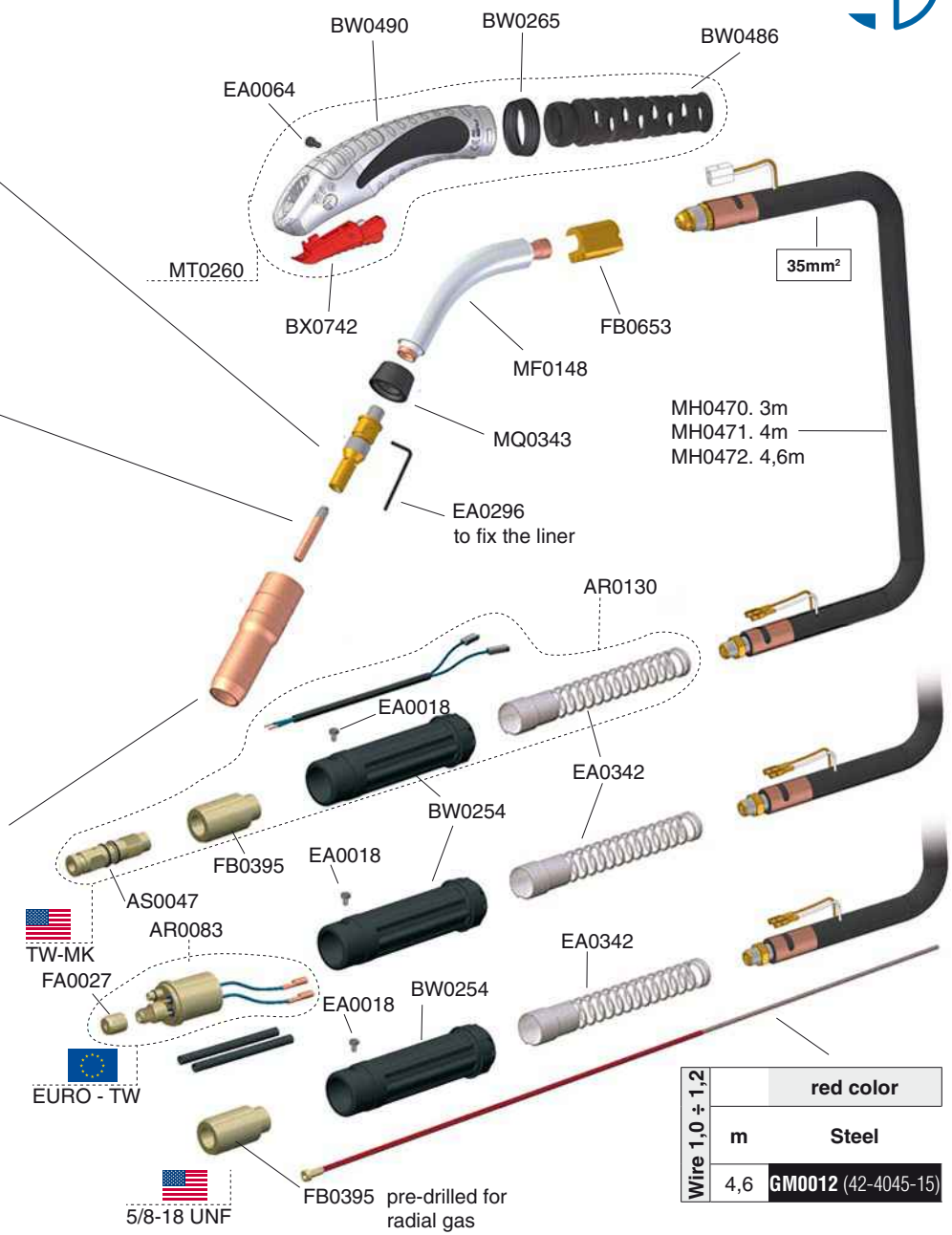

STANDARD (REF.)

Copyright © 2012 Trafimet Spa
Edition 08/2012

All trademarks are of exclusive property of the respective companies.
Data and images are indicative and may be changed in any time without notice.

TMEGA **400**

Mig welding

MA5480	3m / 10”	EURO - TW
MA5481	4m / 12”	EURO - TW
MA5482	4,6m / 15”	EURO - TW

MA5425	3m / 10”	TW - MK
MA5426	4m / 12”	TW - MK
MA5427	4,6m / 15”	TW - MK



MA5429	3m / 10”	5/8-18 UNF
MA5430	4m / 12”	5/8-18 UNF
MA5431	4,6m / 15”	5/8-18 UNF

Liner included

KIT

TW 1/4

AR0170



Lincoln®

AR0172

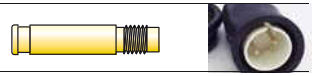

Miller®

AR0173

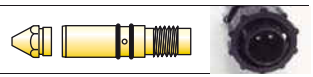

Kit to be assembled by a qualified technician

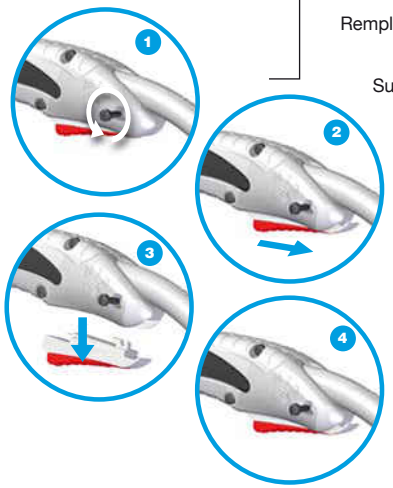

Sostituzione rapida del pulsante	Collegamento cavo + corpo torcia
Quick Trigger Replacement	Connection cable + torch head
Schnellwechselsystem für den Schalter	Schnellverschluss für Brennerkörper
Remplacement rapide de la gâchette	Connexion cable + col de cygne
Sustitucion rápida del pulsador	Conexión cable + cuello
Kolay ve çabuk tetik değişimi.	Akım Kablosu + Torç boynu
Быстрая замена курка	Соединительный кабель + головка горелки

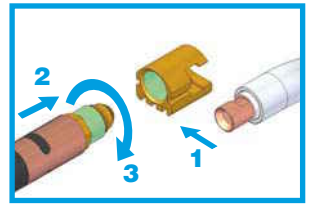





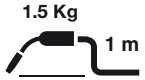

V peak	113
Ø mm	0.8-0.9-1.0 1.2-1.6
X 60%	450A CO_2 400A Mix


EURO - TW


TW - MK


5/8-18 UNF

EN 60974-7

All trademarks are of exclusive property of the respective companies. Data and images are indicative and may be changed in any time without notice.

ME0020 (54A)



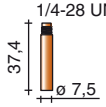

Ø	Cu	Triangular Cu
0,8	MD0004-08 (14-30)	MD1004-08
0,9	MD0004-09 (14-35)	
1,0	MD0004-10 (14-40)	MD1004-10
1,2	**MD0004-12** (14-45)	MD1004-12
1,4	MD0004-14 (14-52)	
1,6	MD0004-16 (14-116)	MD1004-16

MC0035 (34CT)



MC0039 (24CT-50S)	**MC0040** (24CT-62S)	MC0041 (24CT-75S)
Ø 13	Ø 16	Ø 19

MC0042 (23-37)	MC0043 (23-50)	MC0044 (23-62)	MC0143 (23-75)
Ø 9,5	Ø 13	Ø 16	Ø 19

MQ0131 (34A)



MC0145 (24A-50)	MC0146 (24A-62)	MC0147 (24A-75)
Ø 13	Ø 16	Ø 19

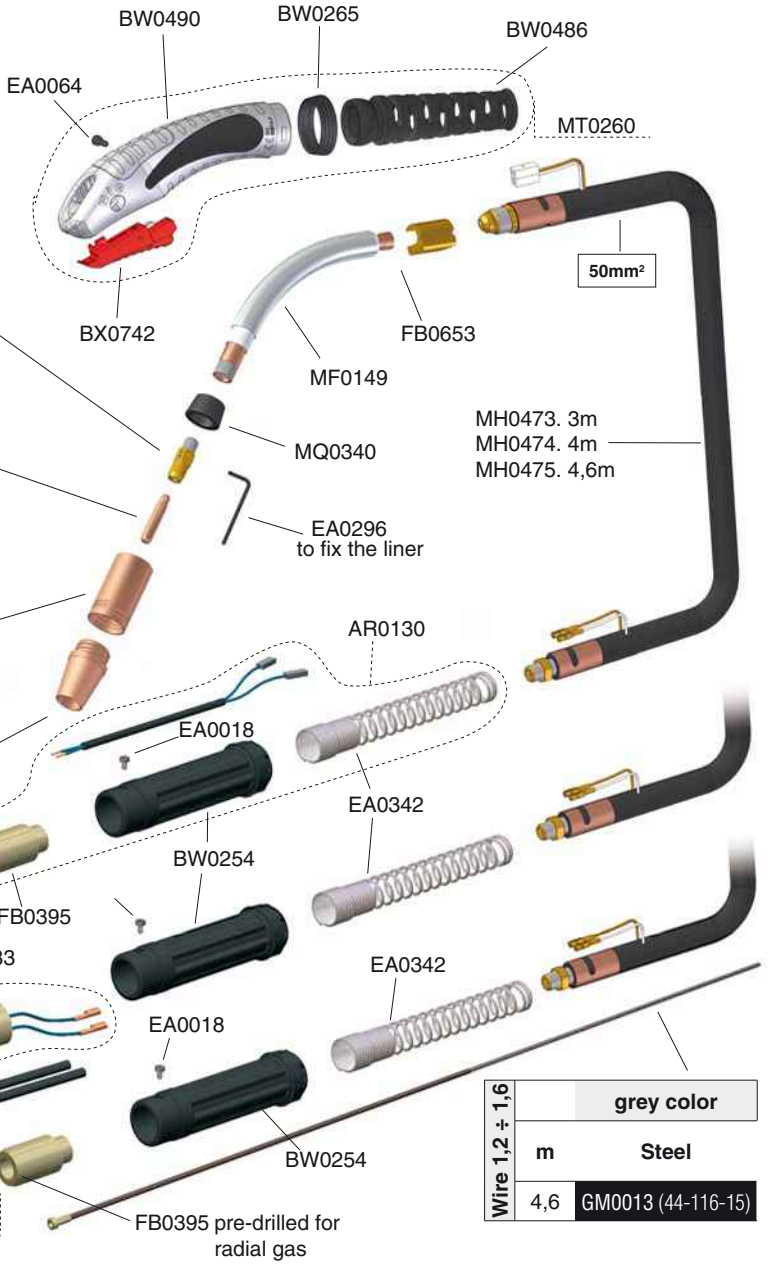

STANDARD (REF.)

Copyright © 2012 Trafimet Spa
Edition 08/2012

All trademarks are of exclusive property of the respective companies.
Data and images are indicative and may be changed in any time without notice.

PRATIX
SAFE AND SURE

T 1

Mig welding

	F16901MK3	3m	TW - MK
	F16901MK4	4m	TW - MK
	F16901MK5	4,6m	TW - MK
	F16901E3	3m	EURO - TW
	F16901E4	4m	EURO - TW
	F16901E5	4,6m	EURO - TW



3 - 4 - 5 m

V peak	113	ø mm	0.6 -0.8 1.0 - 1.2	X 60%	180A CO_2 125A Mix


TW - MK


EURO - TW

EN 60974-7

All trademarks are of exclusive property of the respective companies. Data and images are indicative and may be changed in any time without notice.

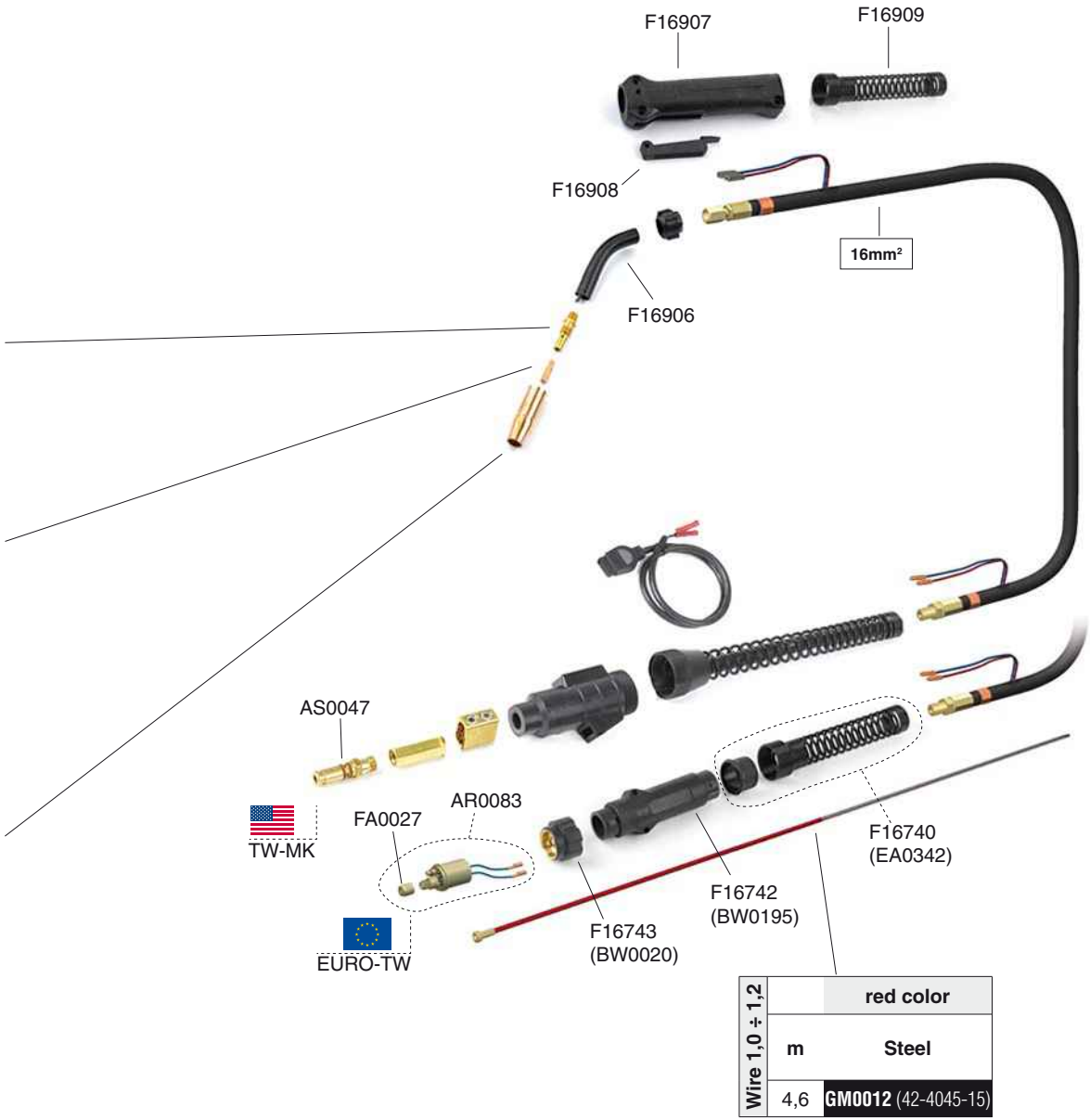

ME0018 (51)

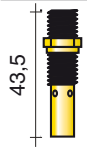

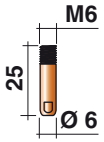

Ø	Cu
0,6	MD0008-06 (11-23)
0,8	**MD0008-08** (11-30)
0,9	MD0008-09 (11-35)
1,0	MD0008-10 (11-40)
1,2	MD0008-12 (11-45)

MC0030 (21-37)	**MC0031** (21-50)	MC0032 (21-62)	MC0033 (21-62 FAS)

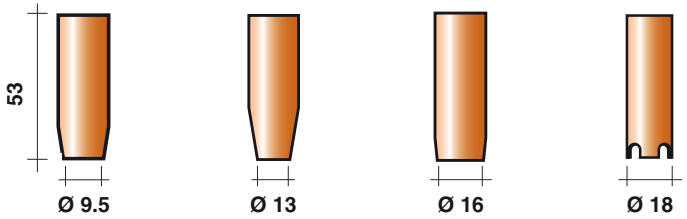

Wire 1,0 ÷ 1,2		red color
	m	Steel
	4,6	**GM0012** (42-4045-15)

STANDARD (REF.)

Copyright © 2012 Trafimet Spa
Edition 08/2012

All trademarks are of exclusive property of the respective companies.
Data and images are indicative and may be changed in any time without notice.

PRATIX
SAFE AND SURE

T 2

Mig welding

	F16902MK3	3m	TW - MK
	F16902MK4	4m	TW - MK
	F16902MK5	4,6m	TW - MK
	F16902E3	3m	EURO - TW
	F16902E4	4m	EURO - TW
	F16902E5	4,6m	EURO - TW



3 - 4 - 5 m

V peak	113	ø mm	0.8 - 1.0 1.2	X 60%	200A CO_2 150A Mix


TW - MK


EURO - TW

EN 60974-7

All trademarks are of exclusive property of the respective companies. Data and images are indicative and may be changed in any time without notice.

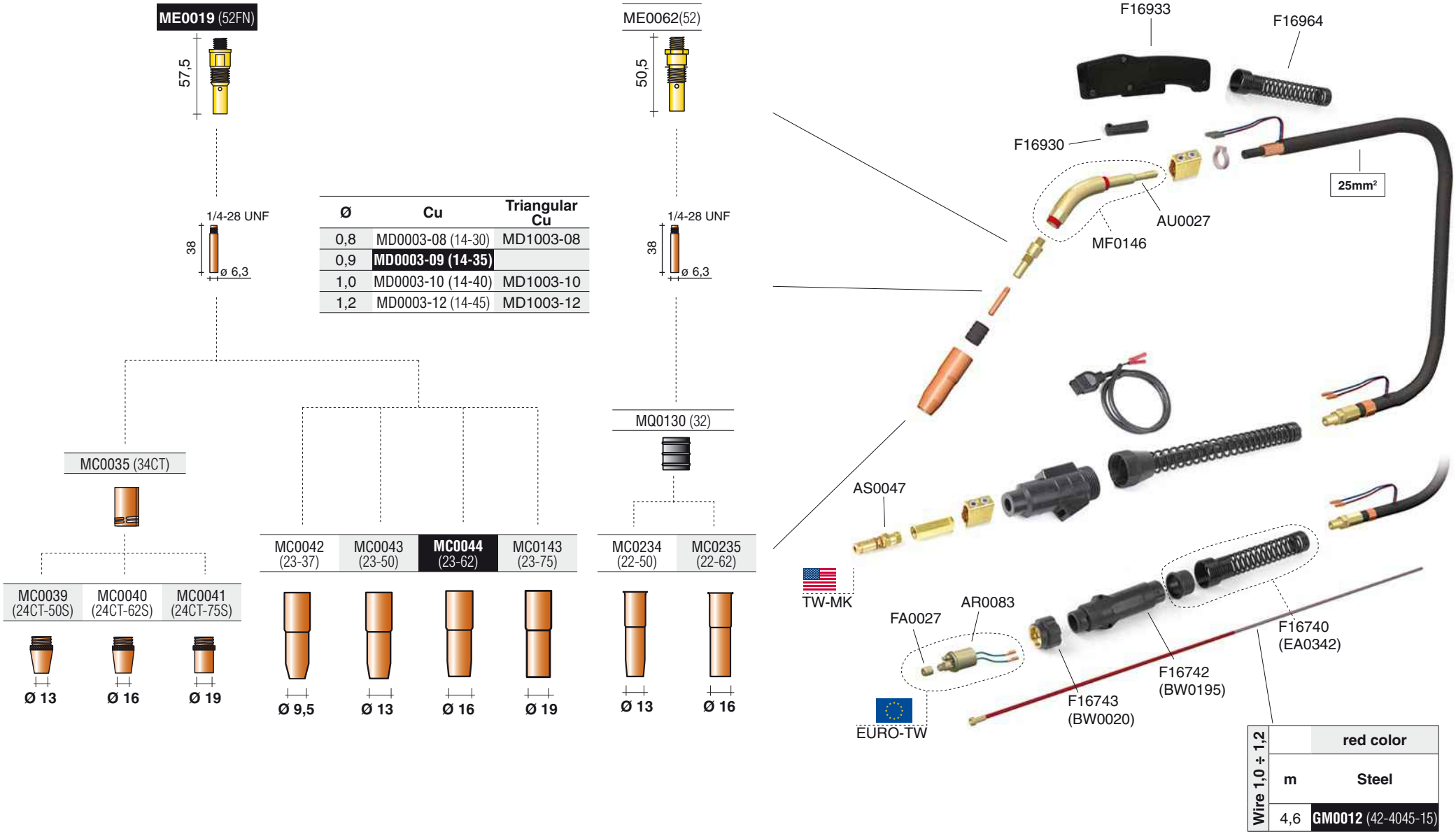

Ø	Cu	Triangular Cu
0,8	MD0003-08 (14-30)	MD1003-08
0,9	**MD0003-09 (14-35)**	
1,0	MD0003-10 (14-40)	MD1003-10
1,2	MD0003-12 (14-45)	MD1003-12

Wire 1,0 ÷ 1,2		red color
	m	Steel
	4,6	**GM0012** (42-4045-15)

STANDARD (REF.)

Copyright © 2012 Trafimet Spa
Edition 08/2012

All trademarks are of exclusive property of the respective companies.
Data and images are indicative and may be changed in any time without notice.

PRATIX
SAFE AND SURE

T 4

Mig welding

	F16904MK3	3m	TW - MK
	F16904MK4	4m	TW - MK
	F16904MK5	4,6m	TW - MK
	F16904E3	3m	EURO - TW
	F16904E4	4m	EURO - TW
	F16904E5	4,6m	EURO - TW



3 - 4 - 5 m

V peak	113
ø mm	0.8-1.0-1.2 1.4-1.6
X 60%	400A CO_2 350A Mix


TW - MK


EURO - TW

EN 60974-7

All trademarks are of exclusive property of the respective companies. Data and images are indicative and may be changed in any time without notice.

ME0020 (54A)

32

1/4-28 UNF

37,4

ø 7,5

Ø	Cu	Triangular Cu
0,8	MD0004-08 (14-30)	MD1004-08
0,9	MD0004-09 (14-35)	
1,0	MD0004-10 (14-40)	MD1004-10
1,2	**MD0004-12** (14-45)	MD1004-12
1,4	MD0004-14 (14-52)	
1,6	MD0004-16 (14-116)	MD1004-16

MC0035 (34CT)

MC0039 (24CT-50S)	**MC0040** (24CT-62S)	MC0041 (24CT-75S)
Ø 13	Ø 16	Ø 19

MC0042 (23-37)	MC0043 (23-50)	MC0044 (23-62)	MC0143 (23-75)
Ø 9,5	Ø 13	Ø 16	Ø 19

MQ0131 (34A)

MC0145 (24A-50)	MC0146 (24A-62)	MC0147 (24A-75)
Ø 13	Ø 16	Ø 19

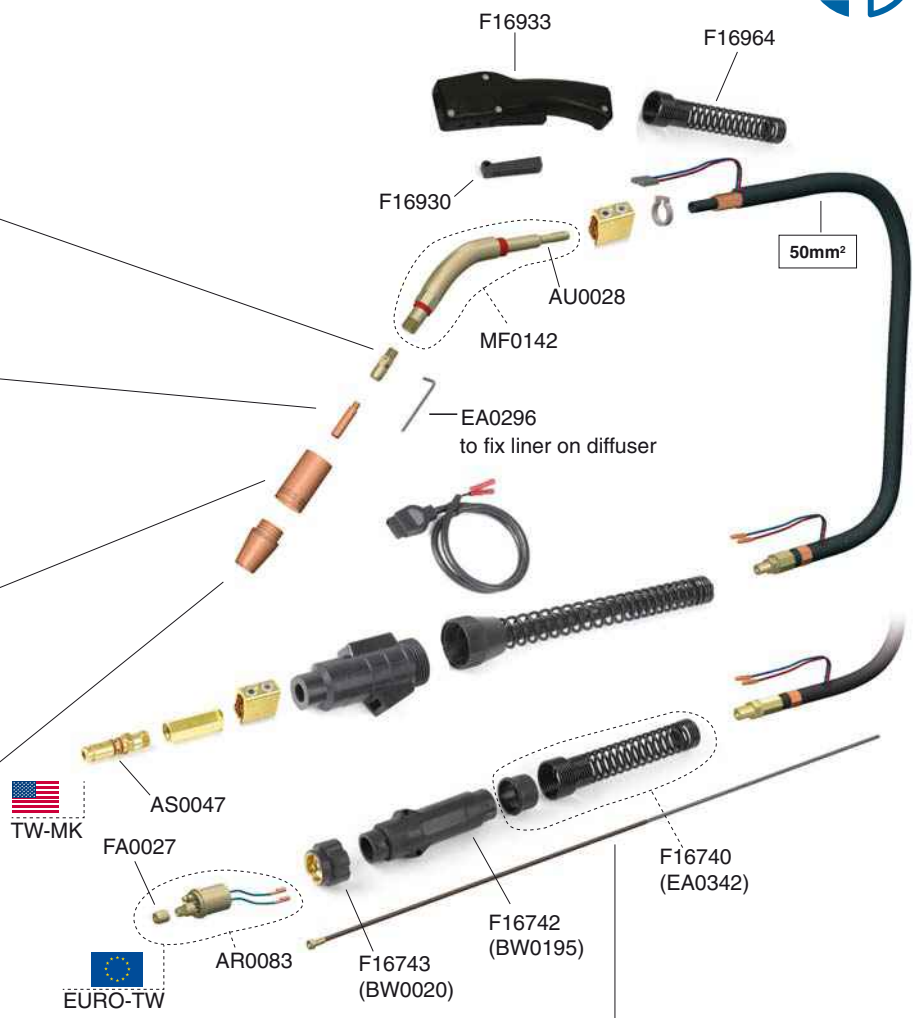

Wire 1,2 ÷ 1,6		grey color
	m	Steel
	4,6	GM0013 (44-116-15)

STANDARD (REF.)

Copyright © 2012 Trafimet Spa
Edition 08/2012

All trademarks are of exclusive property of the respective companies.
Data and images are indicative and may be changed in any time without notice.

PRATIX
SAFE AND SURE

B **200**

Mig welding

F16702.4	3,65m	EURO - BD



3,65 m

V peak	113	ø mm	0.6 - 0.8 1.2 - 1.6	X 60%	200A CO_2 150A Mix



EURO - BD

EN 60974-7

All trademarks are of exclusive property of the respective companies. Data and images are indicative and may be changed in any time without notice.

ME0109 (4235)

1/4 NPT

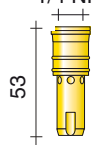

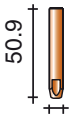

Ø	Cu
0,6	MD0214-06 (1597)
0,8	MD0214-08 (1588)
0,9	MD0214-09 (1589)
1,0	MD0214-10 (1596)
1,2	MD0214-12 (1590)
1,4	MD0214-14 (1598)
1,6	MD0214-16 (1591)
2,0	MD0214-20 (1592)
2,4	MD0214-24 (1593)
2,8	MD0214-28 (1594)
3,2	MD0214-32 (1595)

ME0110 (4335)

1/4 NPT

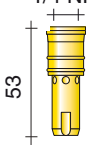



Ø	Cu
0,6	MD0215-06 (7497)
0,8	MD0215-08 (7488)
0,9	MD0215-09 (7489)
1,0	MD0215-10 (7496)
1,2	MD0215-12 (7490)
1,4	MD0215-14 (7498)
1,6	MD0215-16 (7491)
2,0	MD0215-20 (7492)
2,4	MD0215-24 (7493)
2,8	MD0215-28 (7494)

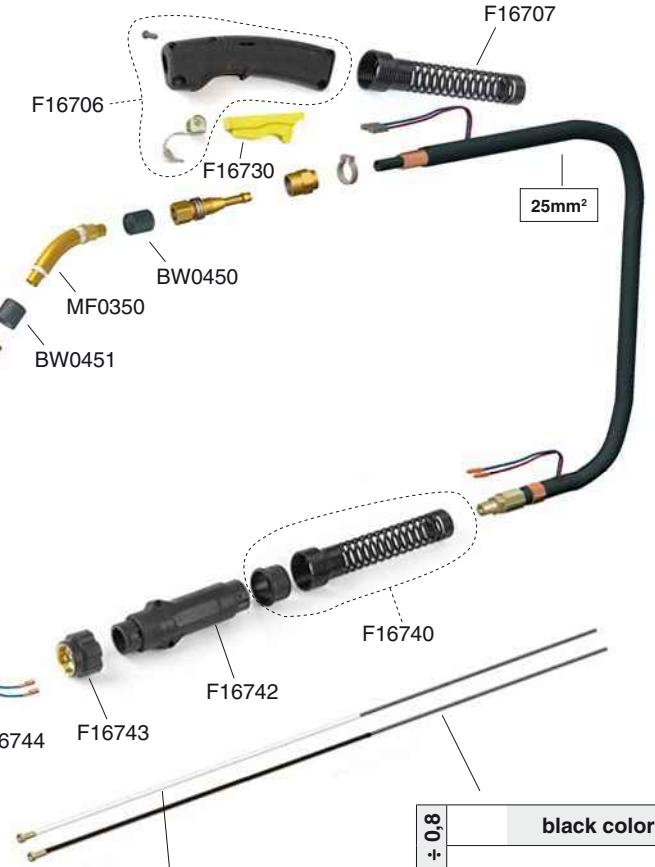

MC0415 (4392)	MC0416 (4394)	MC0417 (4391)	MC0418 (4393)

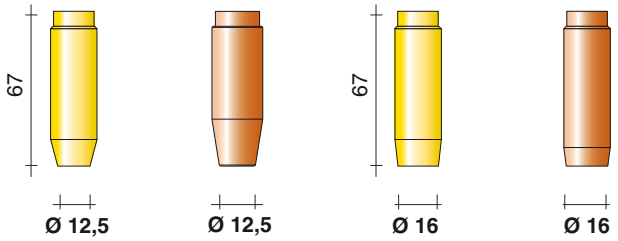

MC0419 (4295)

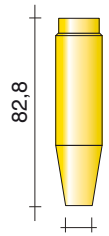

TIPS 4280 / 81 / 82 / ...

Wire 0,6 ÷ 0,8		black color
	m	Steel
	4,5	F16747.5

Wire 1,0 ÷ 1,6		white color
	m	Steel
	4,5	F16749.5

Wire 0,9 ÷ 1,2		black color
	m	Steel
	4,5	F16748.5

STANDARD (REF.)

Copyright © 2012 Trafimet Spa
Edition 08/2012

All trademarks are of exclusive property of the respective companies.
Data and images are indicative and may be changed in any time without notice.

PRATIX
SAFE AND SURE

B **300**

Mig welding

F16703.4	3,65m	EURO - BD



3,65 m

V peak	113	ø mm	0.8 - 1.2	X 60%	300A CO_2 200A Mix



EN 60974-7

All trademarks are of exclusive property of the respective companies. Data and images are indicative and may be changed in any time without notice.

ME0109 (4235)

1/4 NPT

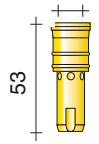

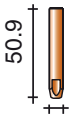

Ø	Cu
0,6	MD0214-06 (1597)
0,8	MD0214-08 (1588)
0,9	MD0214-09 (1589)
1,0	MD0214-10 (1596)
1,2	MD0214-12 (1590)
1,4	MD0214-14 (1598)
1,6	MD0214-16 (1591)
2,0	MD0214-20 (1592)
2,4	MD0214-24 (1593)
2,8	MD0214-28 (1594)
3,2	MD0214-32 (1595)

ME0110 (4335)

1/4 NPT

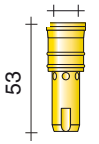



Ø	Cu
0,6	MD0215-06 (7497)
0,8	MD0215-08 (7488)
0,9	MD0215-09 (7489)
1,0	MD0215-10 (7496)
1,2	MD0215-12 (7490)
1,4	MD0215-14 (7498)
1,6	MD0215-16 (7491)
2,0	MD0215-20 (7492)
2,4	MD0215-24 (7493)
2,8	MD0215-28 (7494)

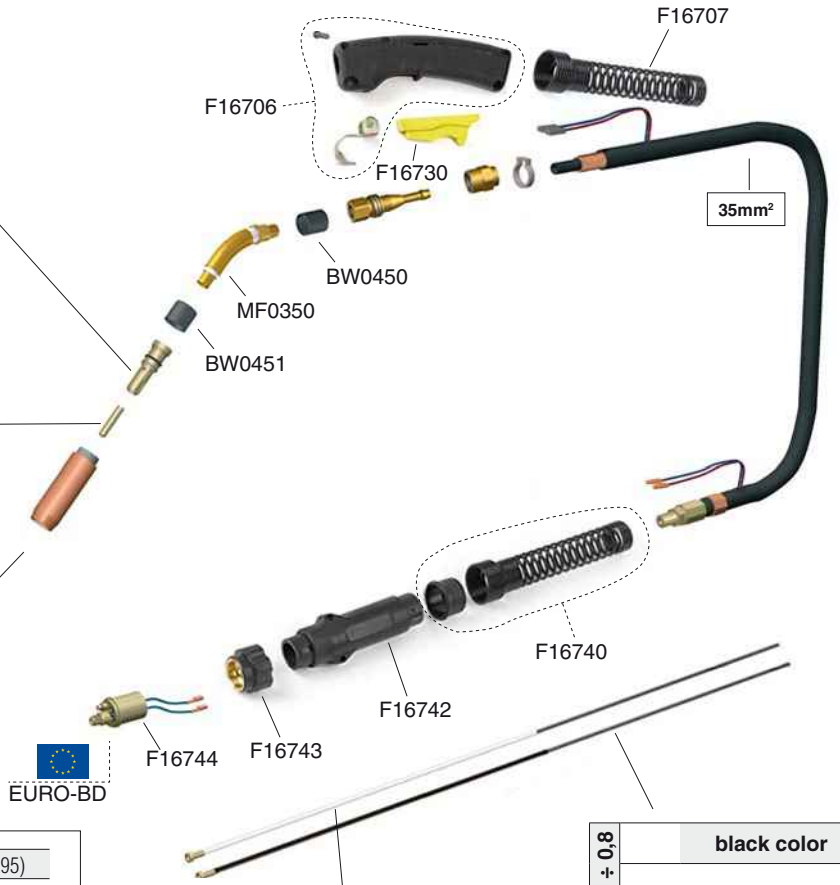

MC0415 (4392)	MC0416 (4394)	MC0417 (4391)	MC0418 (4393)

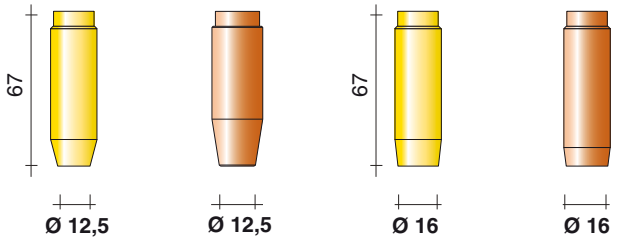

MC0419 (4295)

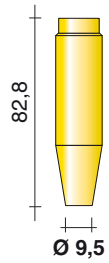

TIPS 4280 / 81 / 82 / ...

Wire 0,6 ÷ 0,8		black color
	m	Steel
	4,5	F16747.5

Wire 1,0 ÷ 1,6		white color
	m	Steel
	4,5	F16749.5

Wire 0,9 ÷ 1,2		black color
	m	Steel
	4,5	F16748.5

STANDARD (REF.)

Copyright © 2012 Trafimet Spa
Edition 08/2012

All trademarks are of exclusive property of the respective companies.
Data and images are indicative and may be changed in any time without notice.

PRATIX
SAFE AND SURE

B **400**

Mig welding

F16704.5	4,50m	EURO - BD



3,65 m

V peak	113	ø mm	0.8-1.2-1.6 2.0-2.4	X 60%	400A CO_2 350A Mix



EURO - BD

EN 60974-7

All trademarks are of exclusive property of the respective companies. Data and images are indicative and may be changed in any time without notice.

ME0112 (4635)

1/4 NPT

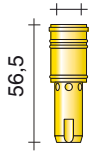

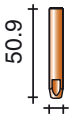

Ø	Cu
0,6	MD0214-06 (1597)
0,8	MD0214-08 (1588)
0,9	MD0214-09 (1589)
1,0	MD0214-10 (1596)
1,2	MD0214-12 (1590)
1,4	MD0214-14 (1598)
1,6	MD0214-16 (1591)
2,0	MD0214-20 (1592)
2,4	MD0214-24 (1593)
2,8	MD0214-28 (1594)
3,2	MD0214-32 (1595)

ME0111(4435)

1/4 NPT

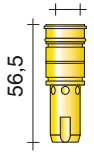



Ø	Cu
0,6	MD0215-06 (7497)
0,8	MD0215-08 (7488)
0,9	MD0215-09 (7489)
1,0	MD0215-10 (7496)
1,2	MD0215-12 (7490)
1,4	MD0215-14 (7498)
1,6	MD0215-16 (7491)
2,0	MD0215-20 (7492)
2,4	MD0215-24 (7493)
2,8	MD0215-28 (7494)

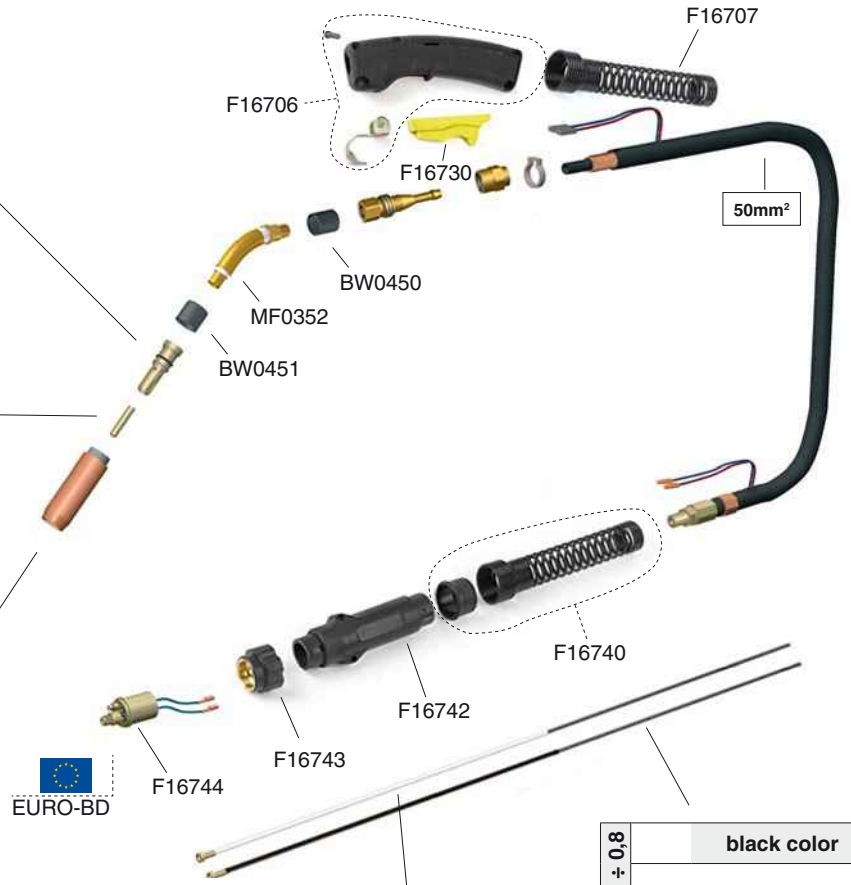

MC0420 (4491)	**MC0421** (4591)	MC0422 (4492)	MC0423 (4592)

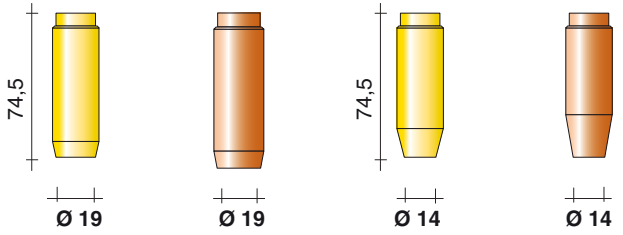

Wire 0,6 ÷ 0,8		black color
	m	Steel
	4,5	F16747.5

Wire 1,0 ÷ 1,6		white color
	m	Steel
	4,5	F16749.5

Wire 0,9 ÷ 1,2		black color
	m	Steel
	4,5	F16748.5

STANDARD (REF.)

Copyright © 2012 Trafimet Spa
Edition 08/2012

All trademarks are of exclusive property of the respective companies.
Data and images are indicative and may be changed in any time without notice.

PUSH PULL **36**

Mig welding

			Motor Voltage
MA1506	8m - 45°	EURO	42 V DC
MA1505	8m - 0°	EURO	42 V DC
MA1508	8m - 45°	EURO	24 V DC
MA1507	8m - 0°	EURO	24 V DC

8 m

V peak	113	ø mm	0.8-0.9 1.0-1.2-1.6	X 60%	300A CO_2 260A Mix





CONTROL BOARD INCLUDED

EURO

EN 60974-7

All trademarks are of exclusive property of the respective companies. Data and images are indicative and may be changed in any time without notice.

ME0017 plastic white	ME0041 plastic black	**ME0517 ceramic**	ME0417 compound high tech





M6	MD0063-00
M8	**MD0064-00**

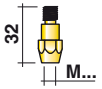

M6	MD0131-00
M8	MD0132-00

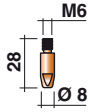

Ø	Cu	Cu-Ni	Cu for Al	CuCrZr	Triangular Cu
0,6	MD0009-06	MD0009-36			
0,8	MD0009-08	MD0009-38	MD0009-58	MD0009-78	MD1009-08
0,9	MD0009-09				
1,0	MD0009-10	MD0009-40	MD0009-60	MD0009-80	MD1009-10
1,2	MD0009-12	MD0009-42	MD0009-62	**MD0009-82**	MD1009-12
1,4	MD0009-14	MD0009-44			
1,6	MD0009-16	MD0009-46	MD0009-66		

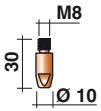

Ø	Cu	Cu-Ni	Cu for Al	CuCrZr	Triangular Cu	Triangular CuCrZr
0,8	MD0005-08	MD0005-38	MD0005-58			
0,9	MD0005-09		MD0005-59			
1,0	MD0005-10	MD0005-40	MD0005-60	MD0005-80	MD1005-10	MD1005-80
1,2	MD0005-12	MD0005-42	MD0005-62	MD0005-82	MD1005-12	MD1005-82
1,4	MD0005-14	MD0005-44		MD0005-84		
1,6	MD0005-16	MD0005-46	MD0005-66	MD0005-86	MD1005-16	MD1005-86
2,0	MD0005-20		MD0005-70			
2,4	MD0005-24		MD0005-74			

MC0026	**MC0027**	MC0440 light	MC0527 quick release	MC0540 light quick release	MC0109	MC0028	MC0110

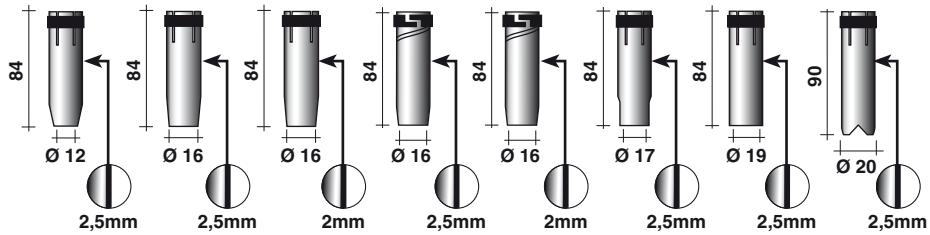



Wire 1,0 ÷ 1,2		red color
	m	Steel
	8	**GM0519**

Wire 1,0 ÷ 1,2		red color
	m	Teflon®
	8	GM0614

Wire 1,0 ÷ 1,2		red color
	m	Graphite for Al
	8	GM0965

FA0230	Ø 0,8 Al	1
FA0231	Ø 0,8	1
FA0232	Ø 1,0 Al	1
FA0233	Ø 1,0	1
FA0234	Ø 1,2 Al	1
FA0235	Ø 1,2	1
FA0236	Ø 1,6 Al	1
FA0237	Ø 1,6	1

STANDARD

Copyright © 2012 Trafimet Spa
Edition 08/2012

All trademarks are of exclusive property of the respective companies.
Data and images are indicative and may be changed in any time without notice.

PUSH PULL **400**

Mig welding

			Motor Voltage
MB7721	8m - 45°	EURO	42 V DC
MB7720	8m - 0°	EURO	42 V DC
MB7723	8m - 45°	EURO	24 V DC
MB7722	8m - 0°	EURO	24 V DC

8 m

V peak	113
ø mm	0.8-0.9 1.0-1.2-1.6
X	450A CO_2 400A Mix





CONTROL BOARD INCLUDED

EURO

EN 60974-7

All trademarks are of exclusive property of the respective companies. Data and images are indicative and may be changed in any time without notice.

Better performances with Trafimet torch coolant

UTI000157



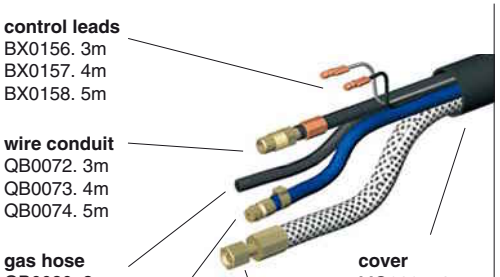



M6 ME0081 brass
M8 ME0076 brass



M6 ME0082 brass
M8 ME0083 brass



M8 **ME0390** copper

ME0074	ME0079	**ME0579**	ME0479
plastic black	plastic white	**ceramic**	compound high tech



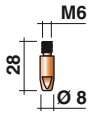

Ø	Cu	Cu-Ni	Cu for Al	CuCrZr	Triangular Cu
0,6	MD0009-06	MD0009-36			
0,8	MD0009-08	MD0009-38	MD0009-58	MD0009-78	MD1009-08
0,9	MD0009-09				
1,0	MD0009-10	MD0009-40	MD0009-60	MD0009-80	MD1009-10
1,2	MD0009-12	MD0009-42	MD0009-62	MD0009-82	MD1009-12
1,4	MD0009-14	MD0009-44			
1,6	MD0009-16	MD0009-46	MD0009-66		

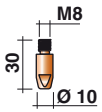

Ø	Cu	Cu-Ni	Cu for Al	CuCrZr
0,8	MD0005-08	MD0005-38	MD0005-58	
0,9	MD0005-09		MD0005-59	
1,0	MD0005-10	MD0005-40	MD0005-60	MD0005-80
1,2	MD0005-12	MD0005-42	MD0005-62	**MD0005-82**
1,4	MD0005-14	MD0005-44		MD0005-84
1,6	MD0005-16	MD0005-46	MD0005-66	MD0005-86
2,0	MD0005-20		MD0005-70	
2,4	MD0005-24		MD0005-74	

Ø	Triangular Cu	Triangular CuCrZr
1,0	MD1005-10	MD1005-80
1,2	MD1005-12	MD1005-82
1,6	MD1005-16	MD1005-86

MC0290	MC0292	MC0268	MC0276 light	**MC0568 quick release**	MC0576 light quick release	MC0340 **heavy duty**	MC0291	MC0293

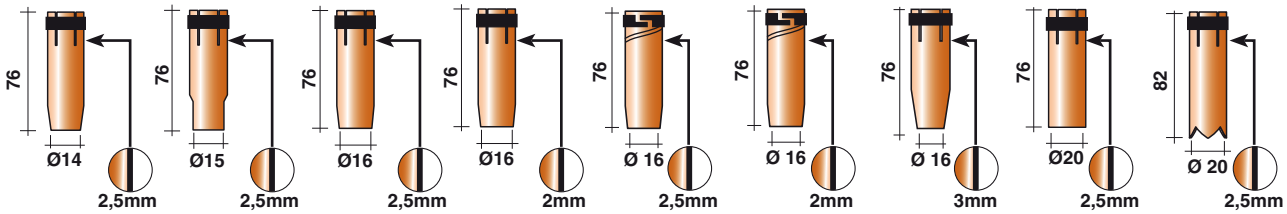

STANDARD

MU0305 42V
MU0304 24V

MF0360 (180°)
MF0361 (45°)

FA.....

MT0220

50mm²



Wire 1,0 ÷ 1,2		red color
	m	Steel
	8	**GM0519**

Wire 1,0 ÷ 1,2		red color
	m	Teflon®
	8	GM0614

Wire 1,0 ÷ 1,2		red color
	m	Graphite for Al
	8	GM0965

FA0230	Ø 0,8 Al	1
FA0231	Ø 0,8	1
FA0232	Ø 1,0 Al	1
FA0233	Ø 1,0	1
FA0234	Ø 1,2 Al	1
FA0235	Ø 1,2	1
FA0236	Ø 1,6 Al	1
FA0237	Ø 1,6	1

Copyright © 2012 Trafimet Spa
Edition 08/2012

All trademarks are of exclusive property of the respective companies.
Data and images are indicative and may be changed in any time without notice.

GPZ PLUS **15**

Mig welding

MA1559	6m	EURO

6 m

V peak	113	Ø mm	0.6 - 0.8 0.9 - 1.0	X 60%	180A CO_2 150A Mix

Motor Voltage 24 V DC	Wire speed 3÷20 m/min





BX0412



MA1559

DM0005

24 V - 70 VA





BX0411

220 V - 70 VA

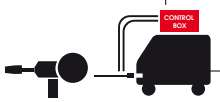



internal BURN-BACK regulation

BX0412 220V-240V 50-60HZ
BX0466 220V-240V 50-60HZ - soft start
BX0413 110V-115V 50-60HZ
BX0755 110V-115V 50-60HZ - soft start



EURO

EN 60974-7

All trademarks are of exclusive property of the respective companies. Data and images are indicative and may be changed in any time without notice.

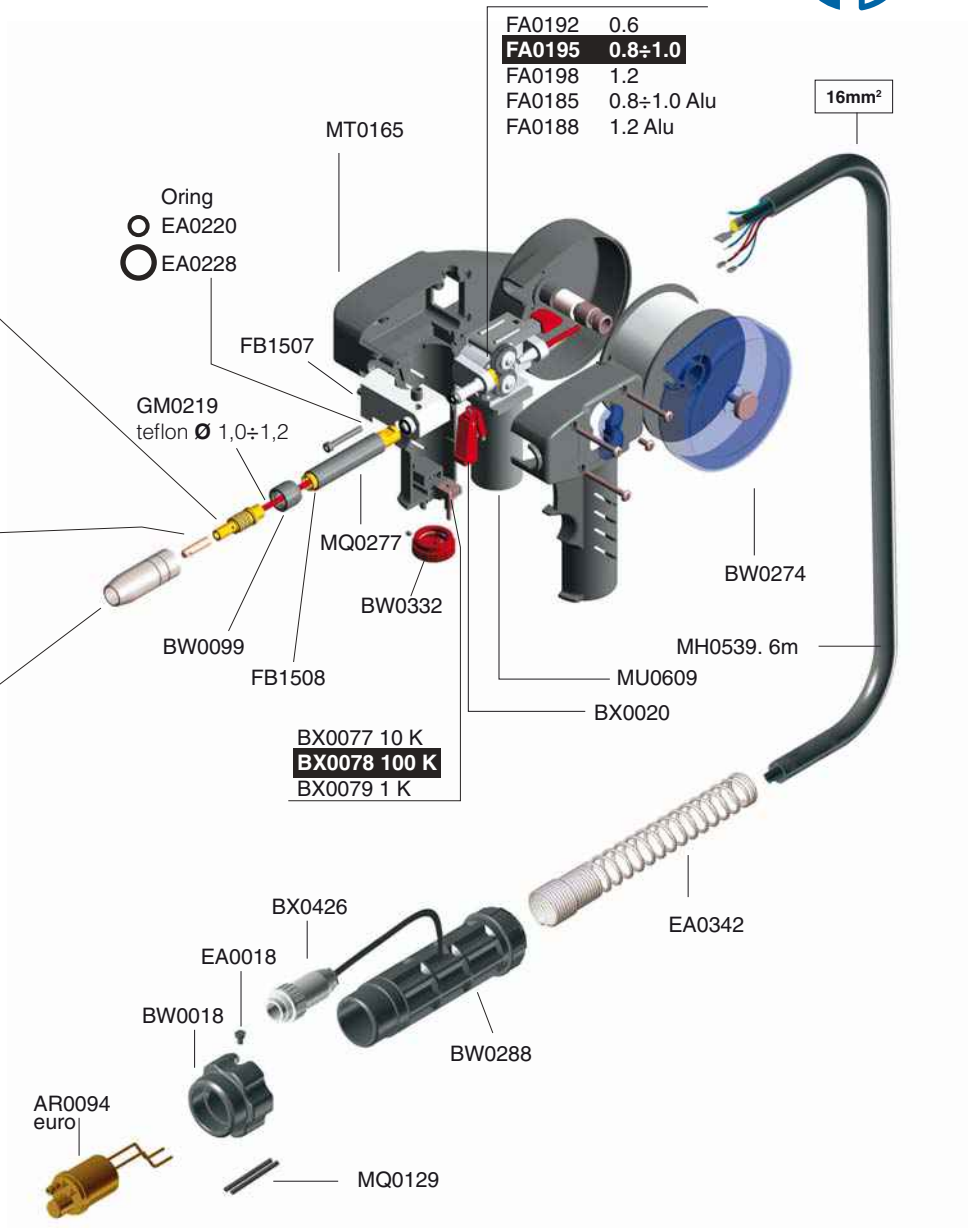

FB0117 brass

EA0303

M6

25

Ø 6

Ø	Cu	Cu-Ni	Cu for Al	CuCrZr
0,6	MD0008-06	MD0008-36		
0,8	**MD0008-08**	MD0008-38	MD0008-58	MD0008-78
0,9	MD0008-09			
1,0	MD0008-10	MD0008-40	MD0008-60	MD0008-80
1,2	MD0008-12	MD0008-42	MD0008-62	MD0008-82

MC0017	**MC0018**	MC0266	MC0019	MC0020
53	53	53	53	61,5
Ø 9.5	Ø 12	Ø 13	Ø 16	Ø 16

STANDARD

Copyright © 2012 Trafimet Spa
Edition 08/2012

All trademarks are of exclusive property of the respective companies.
Data and images are indicative and may be changed in any time without notice.

GPZ PLUS **25**

Mig welding

MA1569	6m	EURO



6 m

V peak	113	ø mm	0.8 - 0.9 1.0 - 1.2	X 60%	230A CO_2 200A Mix

Motor Voltage 24 V DC	Wire speed 3÷20 m/min



BX0412



MA1569

DM0010

24 V - 70 VA





BX0411

220 V - 70 VA

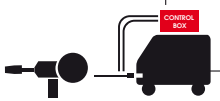



internal BURN-BACK regulation

BX0412 220V-240V 50-60HZ
BX0466 220V-240V 50-60HZ - soft start
BX0413 110V-115V 50-60HZ
BX0755 110V-115V 50-60HZ - soft start



EURO

EN 60974-7

All trademarks are of exclusive property of the respective companies. Data and images are indicative and may be changed in any time without notice.

ME0216 brass	ME0240 brass	**ME0016 copper**	ME0060 copper	ME0040 copper
35 M6	35 M8	35 M6	37 M6	35 M8

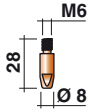

Ø	Cu	Cu-Ni	Cu for Al	CuCrZr	Triangular Cu
0,6	MD0009-06	MD0009-36		MD0009-76	
0,8	MD0009-08	MD0009-38	MD0009-58	MD0009-78	MD1009-08
0,9	**MD0009-09**				
1,0	MD0009-10	MD0009-40	MD0009-60	MD0009-80	MD1009-10
1,2	MD0009-12	MD0009-42	MD0009-62	MD0009-82	MD1009-12

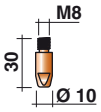

Ø	Cu	Cu-Ni	Cu for Al	CuCrZr	Triangular Cu	Triangular CuCrZr
0,8	MD0005-08	MD0005-38	MD0005-58	MD0005-78		
0,9	MD0005-09		MD0005-59			
1,0	MD0005-10	MD0005-40	MD0005-60	MD0005-80	MD1005-10	MD1005-80
1,2	MD0005-12	MD0005-42	MD0005-62	MD0005-82	MD1005-12	MD1005-82

MC0265	MC0022	MC0267	**MC0023**	MC0024	MC0025
57 Ø 11	57 Ø 11.5	57 Ø 14	57 Ø 15	57 Ø 18	66,5 Ø 20

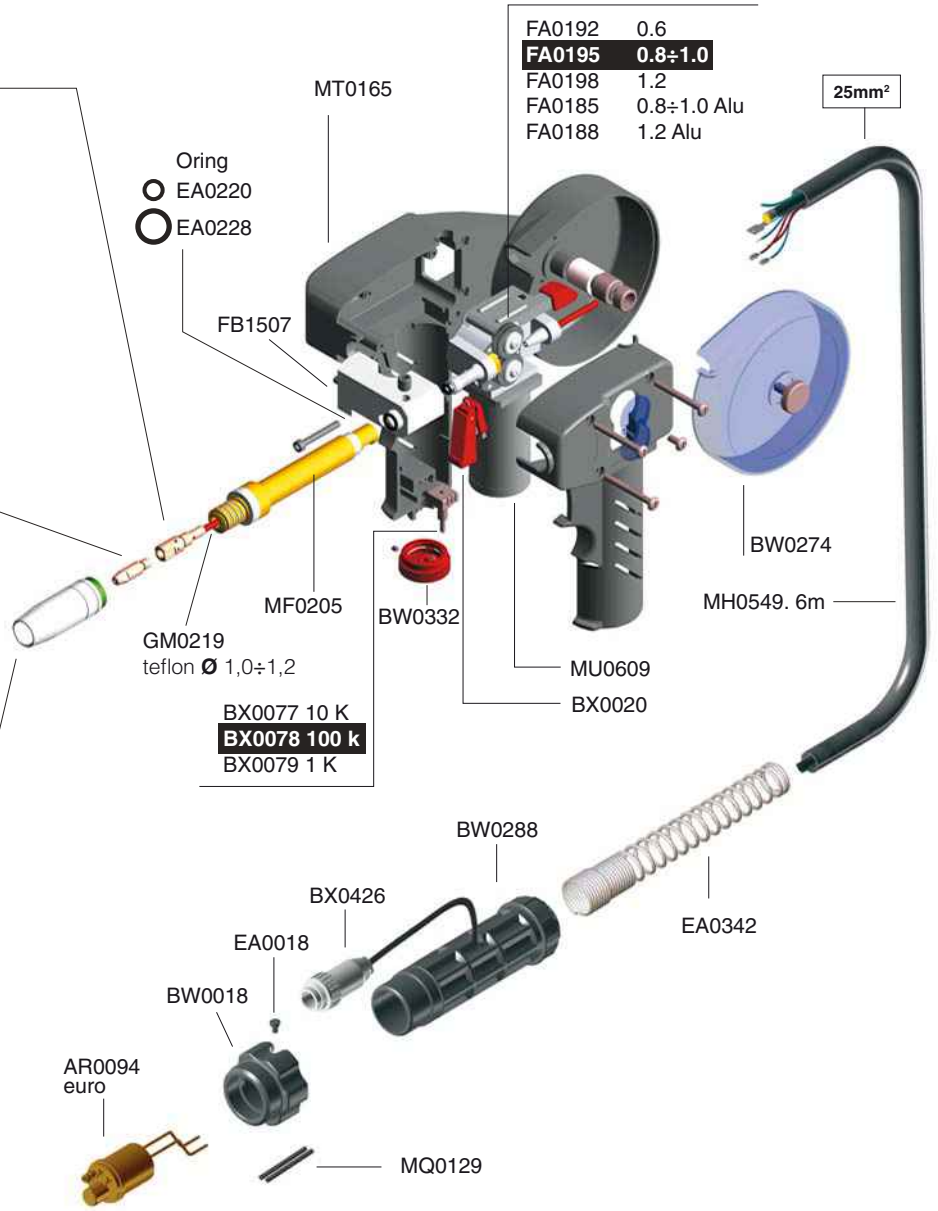

STANDARD

Copyright © 2012 Trafimet Spa
Edition 08/2012

All trademarks are of exclusive property of the respective companies.
Data and images are indicative and may be changed in any time without notice.

GPZ PLUS **36**

Mig welding

MA1579	6m	EURO



6 m

V peak	113	ø mm	0.8 - 0.9 1.0-1.2-1.6	X 60%	300A CO_2 260A Mix

Motor Voltage 24 V DC	Wire speed 3÷20 m/min



BX0412



MA1579

DM0015

24 V - 70 VA





BX0411

220 V - 70 VA

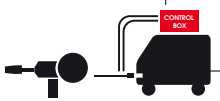



internal BURN-BACK regulation

BX0412 220V-240V 50-60HZ
BX0466 220V-240V 50-60HZ - soft start
BX0413 110V-115V 50-60HZ
BX0755 110V-115V 50-60HZ - soft start



EURO

EN 60974-7

All trademarks are of exclusive property of the respective companies. Data and images are indicative and may be changed in any time without notice.

ME0017 plastic white	ME0041 plastic black	ME0417 metal brown	**ME0517 ceramic**
32,8	32,8	32,8	32,8

high resistance

M6	MD0063-00	M6	MD0131-00
M8	MD0064-00	M8	**MD0132-00**

M6 / 28 / Ø 8

Ø	Cu	Cu	Cu for Al	CuCrZr	Triangular Cu
0,6	MD0009-06	MD0009-36			
0,8	MD0009-08	MD0009-38	MD0009-58	MD0009-78	MD0009-08
0,9	MD0009-09				
1,0	MD0009-10	MD0009-40	MD0009-60	MD0009-80	MD0009-10
1,2	MD0009-12	MD0009-42	MD0009-62	MD0009-82	MD0009-12

M8 / 30 / Ø 10

Ø	Cu	Cu	Cu for Al	CuCrZr	Triangular Cu	Triangular CuCrZr
0,8	**MD0005-08**	MD0005-38	MD0005-58			
0,9	MD0005-09		MD0005-59			
1,0	MD0005-10	MD0005-40	MD0005-60	MD0005-80	MD1005-10	MD1005-80
1,2	MD0005-12	MD0005-42	MD0005-62	MD0005-82	MD1005-12	MD1005-82

MC0026	**MC0027**	MC0440 light	MC0527 quick release	MC0540 light quick release	MC0109	MC0028	MC0110
84	84	84	84	84	84	84	90
Ø 12	Ø 16	Ø 16	Ø 16	Ø 16	Ø 17	Ø 19	Ø 20
2,5mm	2,5mm	2mm	2,5mm	2mm	2,5mm	2,5mm	2,5mm

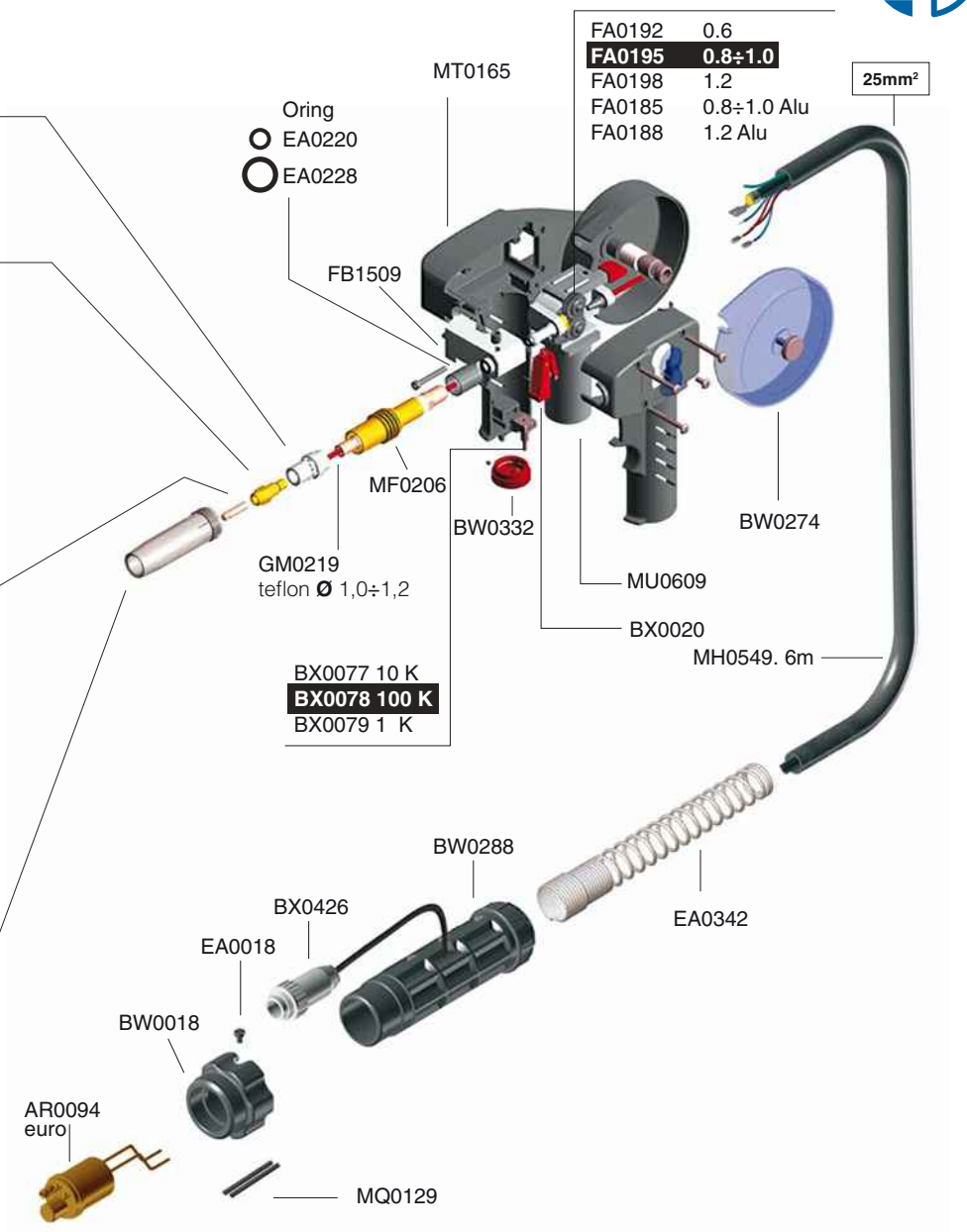

STANDARD

Copyright © 2012 Trafimet Spa
Edition 08/2012

All trademarks are of exclusive property of the respective companies.
Data and images are indicative and may be changed in any time without notice.

GPZ MEGA 1

Mig welding

MA1549	6m / 19,7”	EURO

MA1562	8m / 26,2”	5/8-18 UNF

Liner included

KIT	
TW 1/4	
AR0170	
Lincoln®	
AR0172	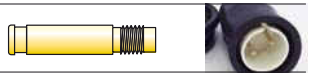
Miller®	
AR0173	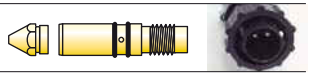

Kit to be assembled by a qualified technician

EURO

5/8-18 UNF

6 m

V peak	113	Ø mm	0.6-0.8-0.9 1.0-1.2	X 60%	200A CO_2 160A Mix

Motor Voltage 24 V DC	Wire speed 3÷20 m/min



BX0412


MA1549

DM0000

24 V - 70 VA




BX0411

220 V - 70 VA





internal BURN-BACK regulation

BX0412 220V-240V 50-60HZ
BX0466 220V-240V 50-60HZ - soft start
BX0413 110V-115V 50-60HZ
BX0755 110V-115V 50-60HZ - soft start

EN 60974-7

All trademarks are of exclusive property of the respective companies. Data and images are indicative and may be changed in any time without notice.

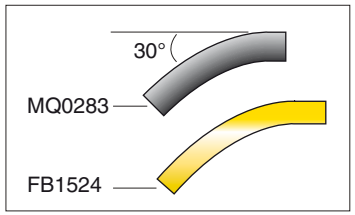

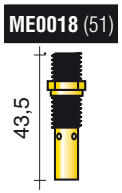

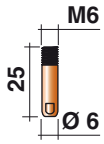

Ø	Cu	Cu-Ni	Cu for Al
0,6	MD0008-06 (11-23)	MD0008-36	
0,8	MD0008-08 (11-30)	MD0008-38	MD0008-58
0,9	**MD0008-09** (11-35)		
1,0	MD0008-10 (11-40)	MD0008-40	MD0008-60
1,2	MD0008-12 (11-45)	MD0008-42	MD0008-62

MC0030 (21-37)	**MC0031** (21-50)	MC0032 (21-62)	MC0033 (21-62 FAS)

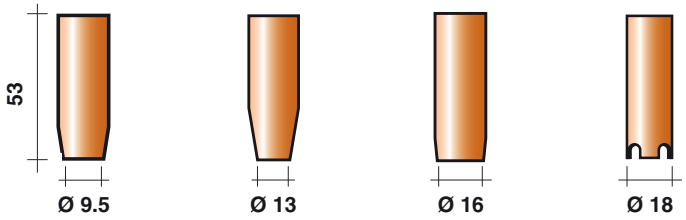

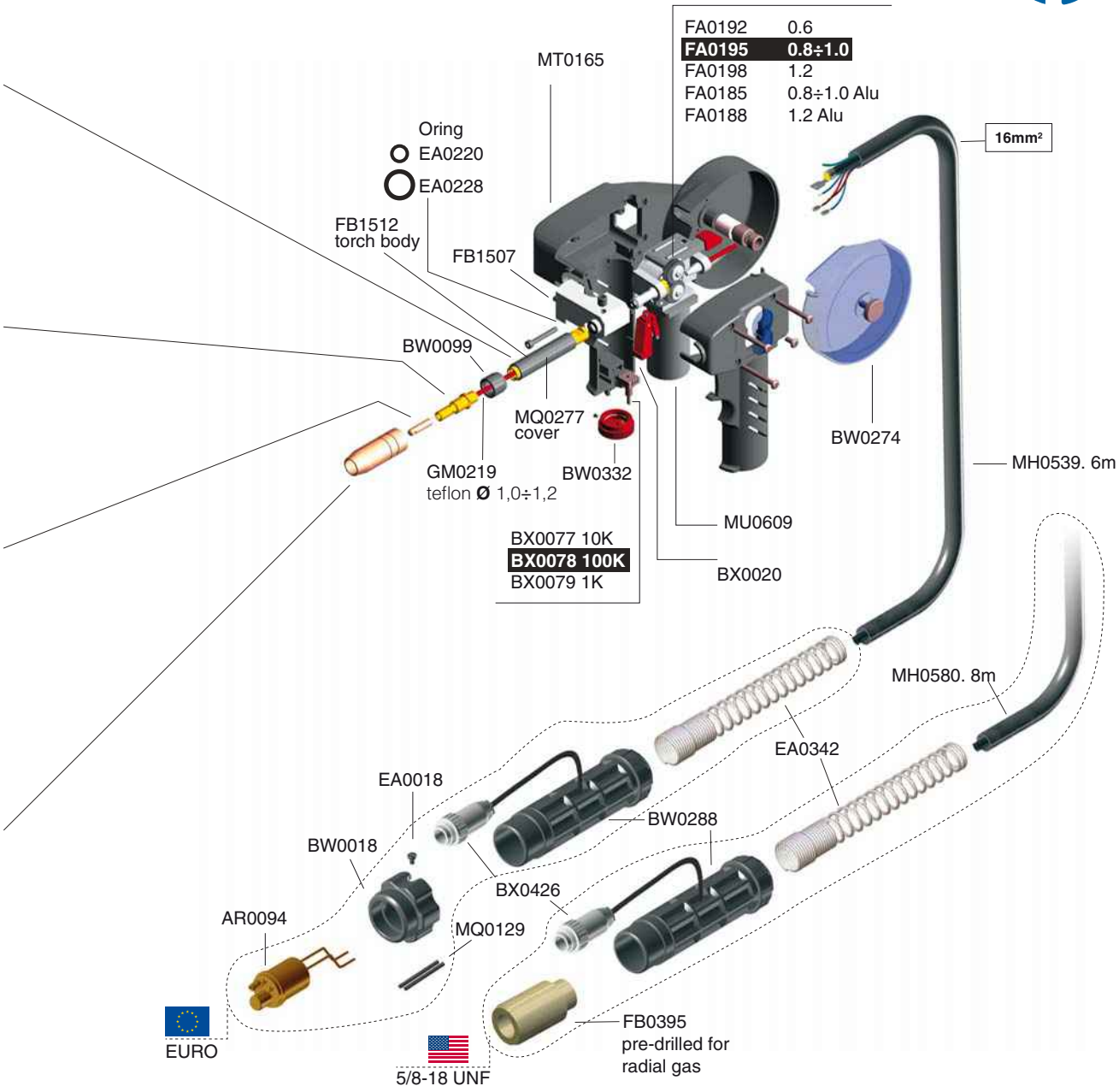

STANDARD (REF.)

Copyright © 2012 Trafimet Spa
Edition 08/2012

All trademarks are of exclusive property of the respective companies.
Data and images are indicative and may be changed in any time without notice.

GPZ MEGA **2**

Mig welding

MA1539	6m / 19,7”	EURO

MA1541	8m / 26,2”	5/8-18 UNF

Liner included

KIT	
TW 1/4	
AR0170	
Lincoln®	
AR0172	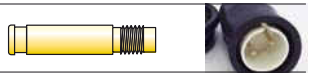
Miller®	
AR0173	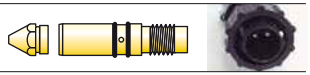

Kit to be assembled by a qualified technician

EURO

5/8-18 UNF

6 m

V peak	113	Ø mm	0.6-0.8-0.9 1.0-1.2	X 60%	250A CO_2 200A Mix

Motor Voltage 24 V DC	Wire speed 3÷20 m/min



BX0412


MA1539

DM0002

24 V - 70 VA




BX0411

220 V - 70 VA

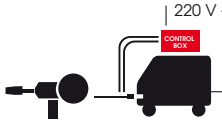



internal BURN-BACK regulation

BX0412 220V-240V 50-60HZ
BX0466 220V-240V 50-60HZ - soft start
BX0413 110V-115V 50-60HZ
BX0755 110V-115V 50-60HZ - soft start

EN 60974-7

All trademarks are of exclusive property of the respective companies. Data and images are indicative and may be changed in any time without notice.

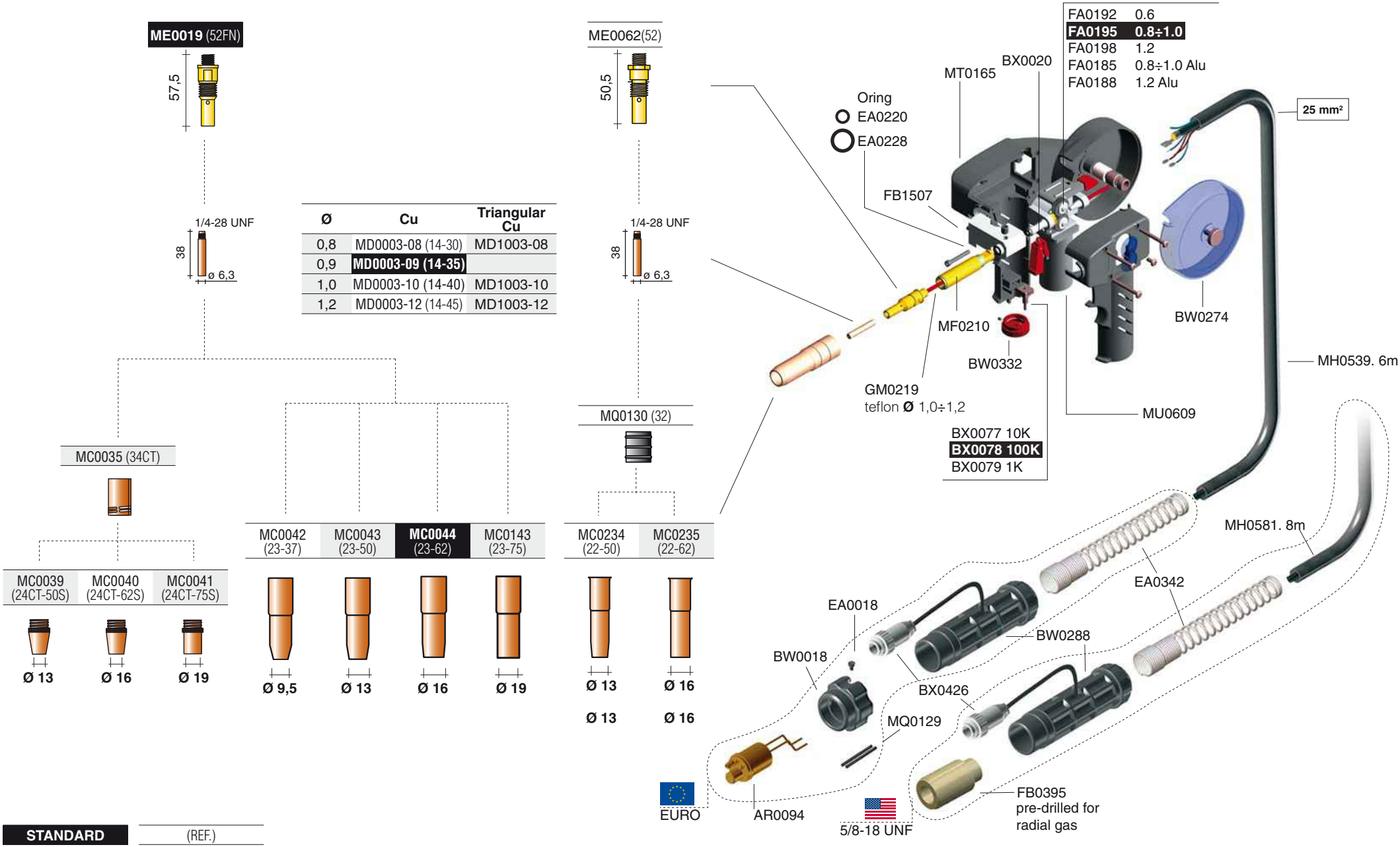

STANDARD (REF.)

Ø	Cu	Triangular Cu
0,8	MD0003-08 (14-30)	MD1003-08
0,9	**MD0003-09 (14-35)**	
1,0	MD0003-10 (14-40)	MD1003-10
1,2	MD0003-12 (14-45)	MD1003-12

Copyright © 2012 Trafimet Spa
Edition 08/2012

All trademarks are of exclusive property of the respective companies.
Data and images are indicative and may be changed in any time without notice.

REVOLUTION PLUS **15**

Mig welding

MA1592	6m	EURO

6 m

V peak	113	ø mm	0.6 - 0.8 1.0	X 60%	160A CO_2 140A Mix

Motor Voltage 24 V DC	Wire speed 3÷14 m/min





BX0412



MA1592

DM0020

24 V - 70 VA





BX0411

220 V - 70 VA





internal BURN-BACK regulation

BX0412 220V-240V 50-60HZ
BX0466 220V-240V 50-60HZ - soft start
BX0413 110V-115V 50-60HZ
BX0755 110V-115V 50-60HZ - soft start



EURO

EN 60974-7

All trademarks are of exclusive property of the respective companies. Data and images are indicative and may be changed in any time without notice.

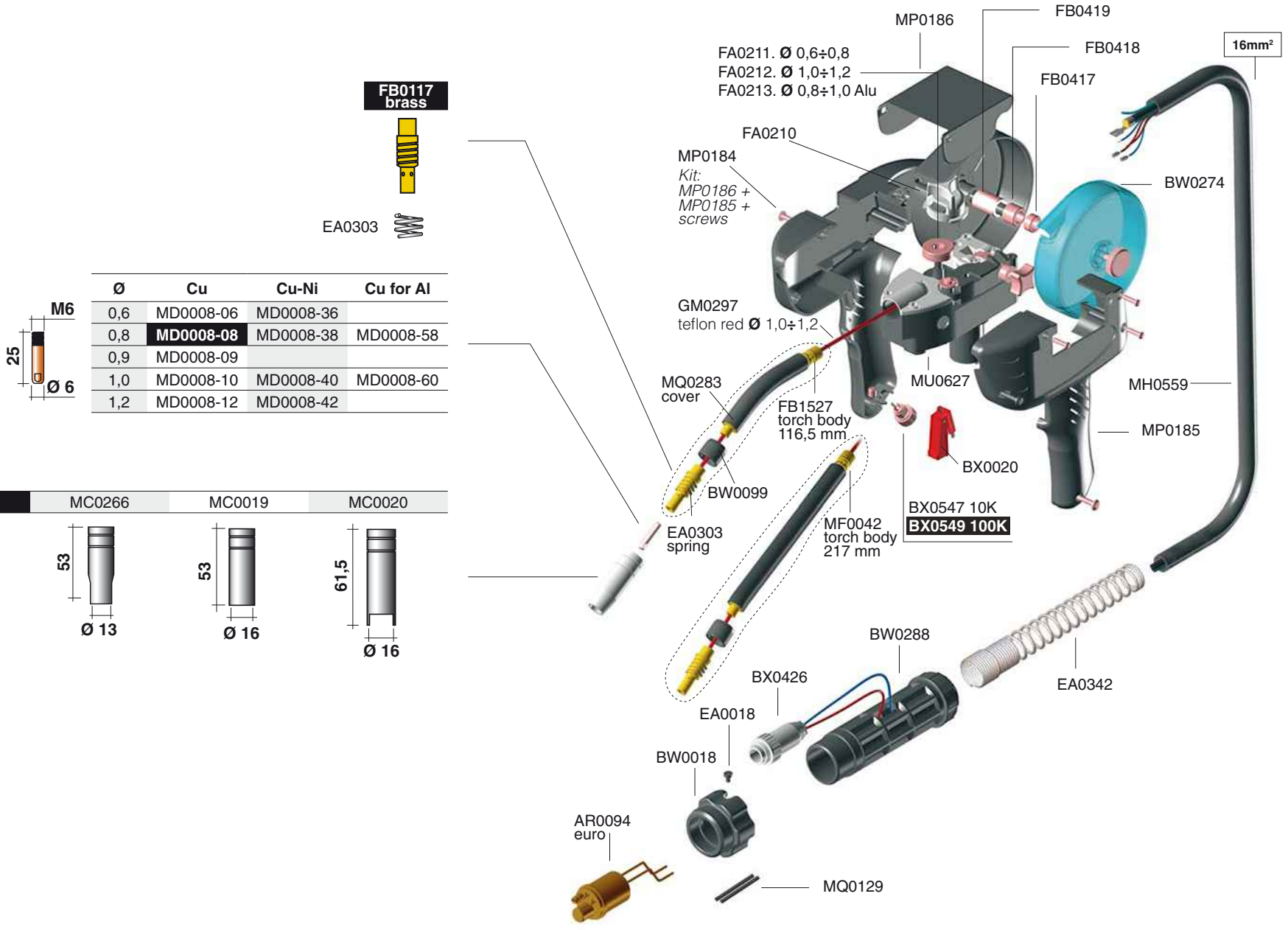

Ø	Cu	Cu-Ni	Cu for Al
0,6	MD0008-06	MD0008-36	
0,8	**MD0008-08**	MD0008-38	MD0008-58
0,9	MD0008-09		
1,0	MD0008-10	MD0008-40	MD0008-60
1,2	MD0008-12	MD0008-42	

MC0017	**MC0018**	MC0266	MC0019	MC0020
53	53	53	53	61,5
Ø 9.5	Ø 12	Ø 13	Ø 16	Ø 16

STANDARD

Copyright © 2012 Trafimet Spa
Edition 08/2012

All trademarks are of exclusive property of the respective companies.
Data and images are indicative and may be changed in any time without notice.

MIG **24** PUSH PULL

Mig welding





potentiometer

MA1661	8m - 0°	EURO
MA1664	8m - 45°	EURO

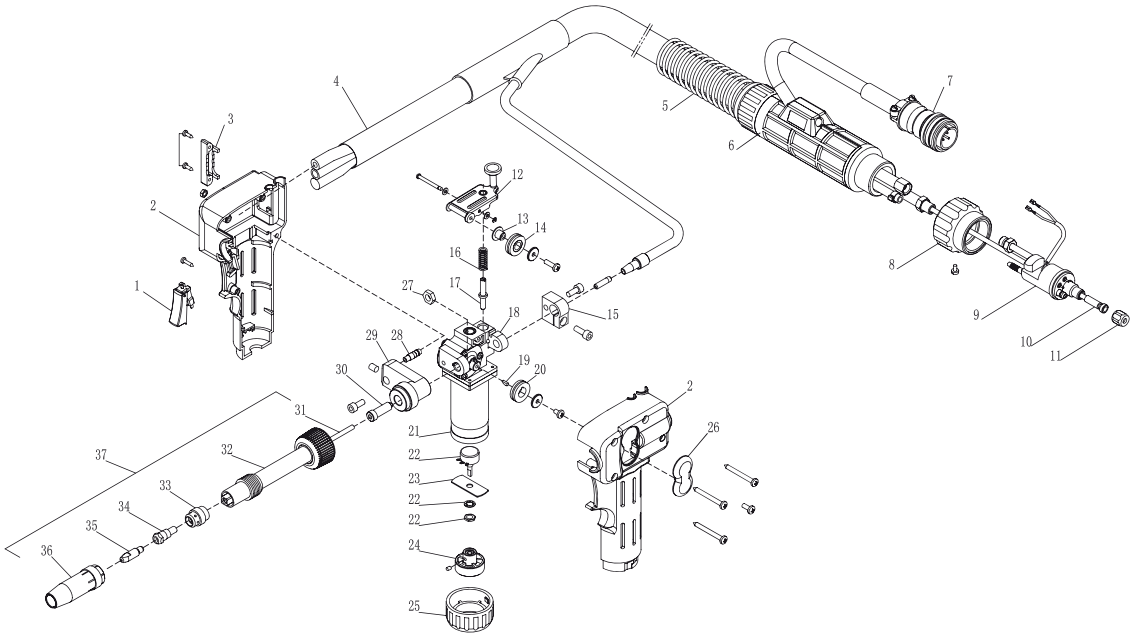

V peak	113	ø mm	0.6 - 0.8 1.0 - 1.2	X 35%	200A CO_2 160A Mix

Motor Voltage
24 V DC

Wire speed
max 16m/min



EURO

Pos.			
1	LGJ2003	Trigger Switch	
2	LTH2101	Gun Handle	
3	LTH2111	Cable Clamp	
4	LTL2060	Cable Assembly 6m	
5	SS5201	Back Spring Cable Support	
6	SH5201	CBack Handle	
7	MW0010	10 Pin Connector	
8	EP3001	Gun Plug Nut	
9	LTU2001	Euro Gun Plug	
10	LTR2210-6	Steel Liner 0.8-1.0 mmx6m	
	LTR3212-6	Steel Liner 1.0-1.2 mmx6m	
	LTR2310-6	Teflon Liner 0.8-1.0 mmx6m	
	LTR3312-6	Teflon Liner 1.0-1.2 mmx6m	
11	EU1011	Nut M10x1	
12	LTY2001	Press Arm Shaft	
13	LGX2015	Bearing	
14	LGX2016	Push Roll .030/.035 (0.8/0.9mm)	

Pos.			
	LGX2017	Push Roll .047 (1.2mm)	
15	LTX2015	Clamp	
16	LGX2012	Press Arm Spring	
17	LGX2011	Press Arm Bolt	
18	LTX2001	Gerabox Assembly	
19	LGX2018	Key	
20	LGX2019	Deive Roll .030/.035 (0.8/0.9mm)	
	LGX2020	Deive Roll .047 (1.2mm)	
21	LZ3601	Motor	
22	Q8210	Potentiometer 10K Ω	
	Q8205	Potentiometer 5K Ω	
	Q8201	Potentiometer 1K Ω	
23	LTZ2012	Potentiometer Housing	
24	LTZ2013	WFS Control Knob	
25	LTH2112	Nut, Handle	
26	LGH2011	Cover, Drive Roll	
27	LGF2111	Nut	

Pos.			
28	LTX2013	Gas Connector	
29	LTX2012	Contact Adaptor	
30	LTX2011	Pin, Head Tube	
31	LTR21134	Liner, Used with Gun Neck 180°	
	LTR21142	Liner, Used with Gun Neck 45°	
32	LTF2111	Straight Conductor Tube	
	LTF2112	Goose Conductor Tube	
33	ED2001	Diffuser	
34	EC2001	Contact Tip Socket	
35	EB2208	Contact Tip 0.8mm	
	EB2210	Contact Tip 1.0mm	
	EB2212	Contact Tip 1.2mm	
36	EA22125	Nozzle 12.5mm	
37	LTF21180	Gun Neck 180°	
	LTF2245	Gun Neck 45°	
	Standard		

EN 60974-7

All trademarks are of exclusive property of the respective companies. Data and images are indicative and may be changed in any time without notice.

MIG **36** PUSH PULL





potentiometer

MA1671	8m - 0°	EURO
MA1674	8m - 45°	EURO

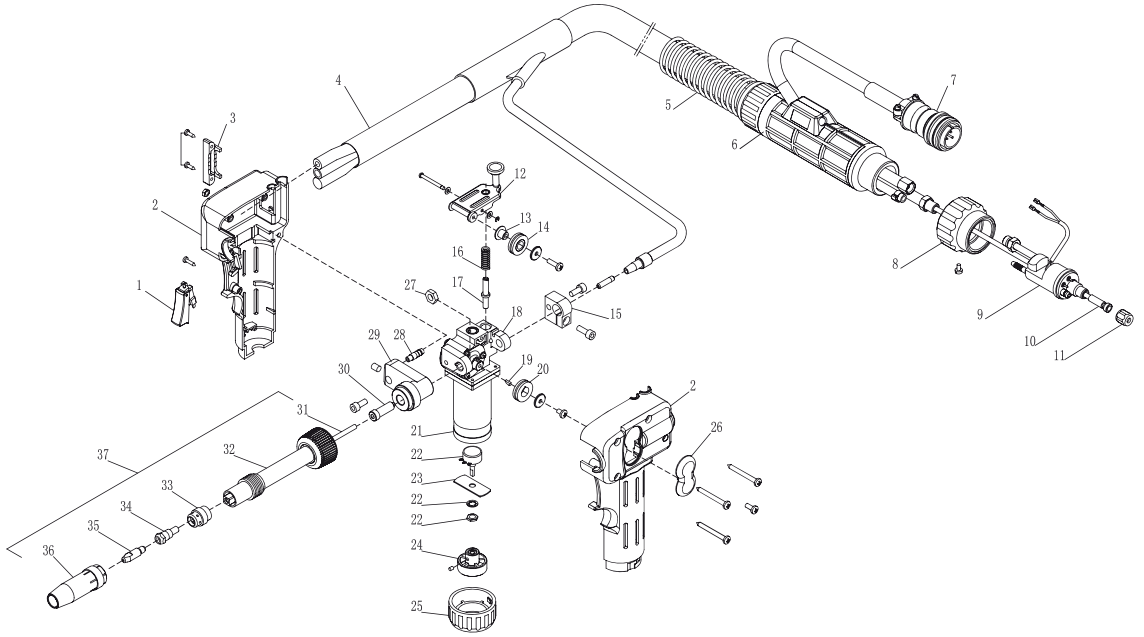

V peak	113	ø mm	0.6 - 0.8 1.0 - 1.2	X 35%	350A CO_2 300A Mix

Motor Voltage 24 V DC

Wire speed max 16m/min



EURO

Pos.			
1	LGJ2003	Trigger Switch	
2	LTH2101	Gun Handle	
3	LTH2111	Cable Clamp	
4	LTL2060	Cable Assembly 6m	
5	SS5201	Back Spring Cable Support	
6	SH5201	CBack Handle	
7	MW0010	10 Pin Connector	
8	EP3001	Gun Plug Nut	
9	LTU2001	Euro Gun Plug	
10	LTR2210-6	Steel Liner 0.8-1.0 mmx6m	
	LTR3212-6	Steel Liner 1.0-1.2 mmx6m	
	LTR2310-6	Teflon Liner 0.8-1.0 mmx6m	
	LTR3312-6	Teflon Liner 1.0-1.2 mmx6m	
11	EU1011	Nut M10x1	
12	LTY2001	Press Arm Shaft	
13	LGX2015	Bearing	
14	LGX2016	Push Roll .030/.035 (0.8/0.9mm)	

Pos.			
	LGX2017	Push Roll .047 (1.2mm)	
15	LTX2015	Clamp	
16	LGX2012	Press Arm Spring	
17	LGX2011	Press Arm Bolt	
18	LTX2001	Gerabox Assembly	
19	LGX2018	Key	
20	LGX2019	Deive Roll .030/.035 (0.8/0.9mm)	
	LGX2020	Deive Roll .047 (1.2mm)	
21	LZ3601	Motor	
22	Q8210	Potentiometer 10K Ω	
	Q8205	Potentiometer 5K Ω	
	Q8201	Potentiometer 1K Ω	
23	LTZ2012	Potentiometer Housing	
24	LTZ2013	WFS Control Knob	
25	LTH2112	Nut, Handle	
26	LGH2011	Cover, Drive Roll	
27	LGF2111	Nut	

Pos.			
28	LTX2013	Gas Connector	
29	LTX2012	Contact Adaptor	
30	LTX2011	Pin, Head Tube	
31	LTR21134	Liner, Used with Gun Neck 180°	
	LTR21142	Liner, Used with Gun Neck 45°	
32	LTF2111	Straight Conductor Tube	
	LTF2112	Goose Conductor Tube	
33	ED2001	Diffuser	
34	EC2001	Contact Tip Socket	
35	EB2208	Contact Tip 0.8mm	
	EB2210	Contact Tip 1.0mm	
	EB2212	Contact Tip 1.2mm	
36	EA22125	Nozzle 12.5mm	
37	LTF21180	Gun Neck 180°	
	LTF2245	Gun Neck 45°	
	Standard		

EN 60974-7

All trademarks are of exclusive property of the respective companies. Data and images are indicative and may be changed in any time without notice.

PRATIX
SAFE AND SURE

MIG **15** SPOOL GUN

Mig welding

MA1650	6m	EURO
MA1651	8m	EURO

V peak	113	ø mm	0.6 - 0.8 1.0 - 1.2	X 35%	350A CO_2 300A Mix

Motor Voltage 24 V DC	Wire speed max 16m/min



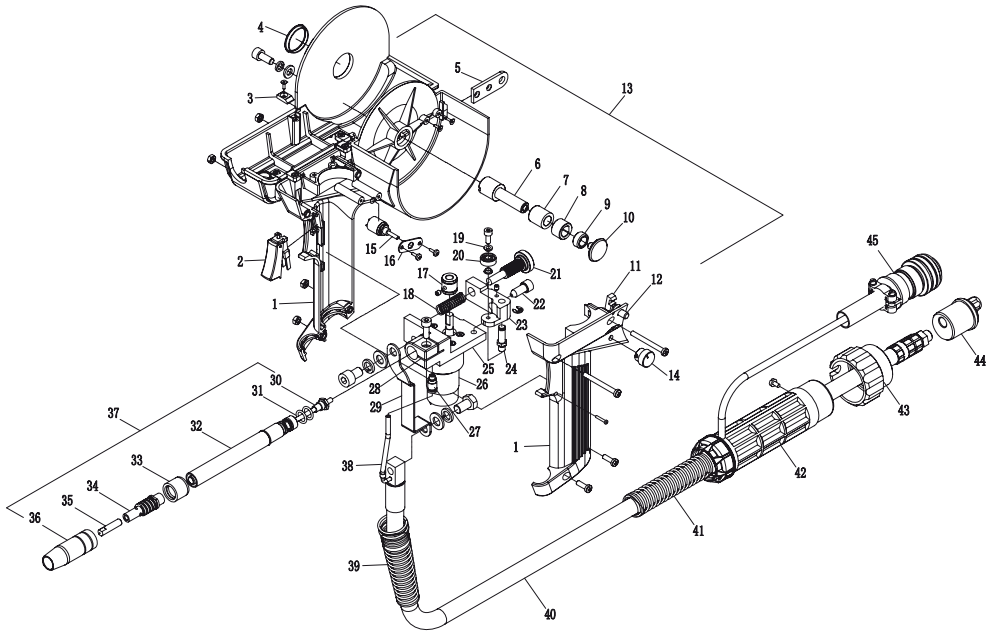



Pos.			
1	LWH2101	Gun Handle	
2	LGJ2003	Trigger Switch	
3	LWH2111	Block	
4	LWH2112	Cover	
5	LWH2116	Hanger Hook	
6	LWT2015	Spool Shaft	
7	LMT2014	Bushing resistance Rubber	
8	LWT2113	Location Bushing	
9	LMT2012	Adjusting Nut	
10	LWT2011	Locking Screw	
11	LWH2113	Hook	
12	LWH2114	Press Button	
13	LWH2100	Handle Assembly (1-12)	
14	LWH2115	WFS Control Knob	
15	Q8110	Potentiometer 10K Ω	
	Q8105	Potentiometer 5K Ω	
	Q8101	Potentiometer 1K Ω	
16	LWI2011	Potentiometer Housing	

Pos.			
17	LWZ2011	Deive Roll 0.8/0.9	
	LWZ2020	Deive Roll 1.0/1.2	
18	LWZ2018	Press Arm Spring	
19	LWZ2016	Bushing	
20	LWZ2017	Bearing	
21	LWZ2015	Press Arm Bolt	
22	LWZ2014	Inlet Guide	
23	LWZ2013	Press Arm	
24	LWZ2012	Press Arm Shaft	
25	LWZ2019	Bracket	
26	LZ2830	Motor and Gear Box (30:1)	
	LZ2820	Motor and Gear Box (20:1)	
27	Q9104	Gas Conector	
28	LWZ2000	Wire Feeder Assembly	
29	LWK2001	Conducting Bar	
30	LWR11170	Liner Assembly	
31	Q507618	O-Ring 7.65x1.78	
32	LWF1111	Conductor Tube	

Pos.			
33	EF1011	Insulator	
34	LWD1101	Diffuser C/W Spring	
35	EB1108	Contact Tip 0.8mm	
	EB1109	Contact Tip 0.9mm	
	EB1110	Contact Tip 1.0mm	
36	EA1212	Nozzle 12mm	
37	LWF11180	Gun Neck 180°	
38	LWW2101	Internal Gas Hose	
39	LWS2101	Front Spring Cable Support	
40	LWL2140	Cable Assembly 4m	
41	ES2201	Back Spring Cable Support	
42	EH2201	Back Handle	
43	EP2001	Gun Plug Nut	
44	LWU2001	Euro Gun Plug Without Control	
	LTU2002	Euro Gun Plug	
45	MW0010	10 Pin Connector	
	Standard		

ISO 9001 CERTIFIED QUALITY SYSTEM
EN 60974-7
CE

All trademarks are of exclusive property of the respective companies. Data and images are indicative and may be changed in any time without notice.

QUICK RELEASE **NOZZLE**

New and patented spring design nozzles for easier plug in and out.

Tthe specific and studied spiral milling, grants higher elasticity to the component.

The spring nozzle part makes a better contact with the torch head granting higher heat dispersion and better coupling even on worn out torch heads.



Easier plug in and out by a clockwise rotation.

By a clockwise rotation, the coil opens reducing the friction on the torch head granting no effort plug-in and out operation.

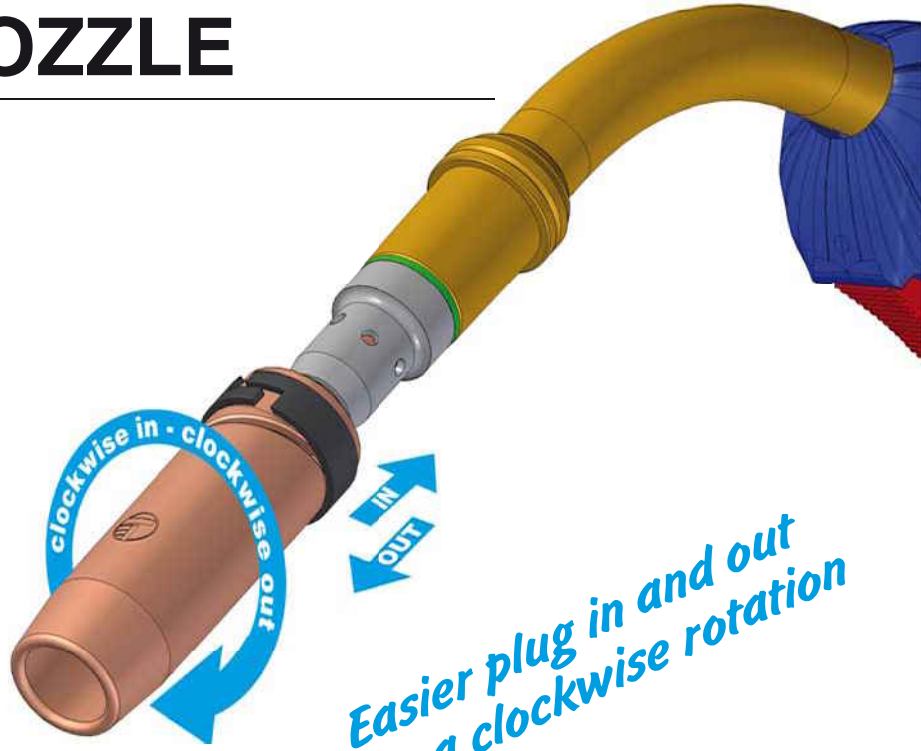

Easier plug in and out by a clockwise rotation





MC0568
nozzle Ø 16
Ergoplus 26
Ergoplus 400
Ergoplus 500
Ergoplus 555
Plus 600 - 601
TPlus 26
TPlus 400
TPlus 500



MC0527
nozzle Ø 16
Ergoplus 36
TPlus 36

AUTOTMAX **4001**

Mig welding

MB0605	1,5m - 45°	EURO
MB0606	3m - 45°	EURO
MB0604	1,5m - 0°	EURO
MB0603	3m - 0°	EURO



TMAX
EVOLUTION OF THE SPECIES

INNOVATION AWARD 2012 TMAX

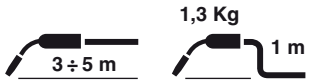

V peak	113
Ø mm	1.0 - 1.2 - 1.4 1.6 - 2.0 - 2.4
X 100%	450A CO_2 400A Mix
	2÷4 bar
	1.6 l/min



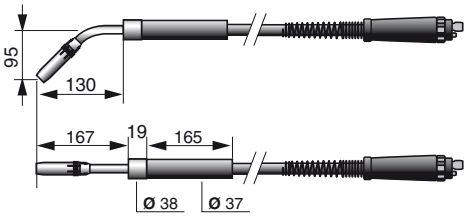

TRAFIMET STYLE





EURO

EN 60974-7

All trademarks are of exclusive property of the respective companies. Data and images are indicative and may be changed in any time without notice.

Better performances and protection for your torch

UTI000157



control leads
BX0733. 3m
BX0734. 4m
BX0735. 5m

wire conduit + gas
QB0090. 3m
QB0091. 4m
QB0092. 5m

water inlet hose
QB0076. 3m
QB0077. 4m
QB0078. 5m

cover
MQ0205. 3m
MQ0206. 4m
MQ0207. 5m

water outlet - power cable
QA0019. 3m
QA0020. 4m
QA0021. 5m



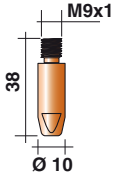

Ø	Cu for Al	CuCrZr
0,8		MD0250-78
0,9		MD0250-79
1,0		MD0250-80
1,2	MD0250-62	**MD0250-82**
1,4		MD0250-84
1,6	MD0250-66	MD0250-86
2,0		MD0250-90
2,4		MD0250-94

ME0141 brass

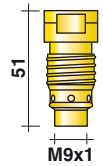

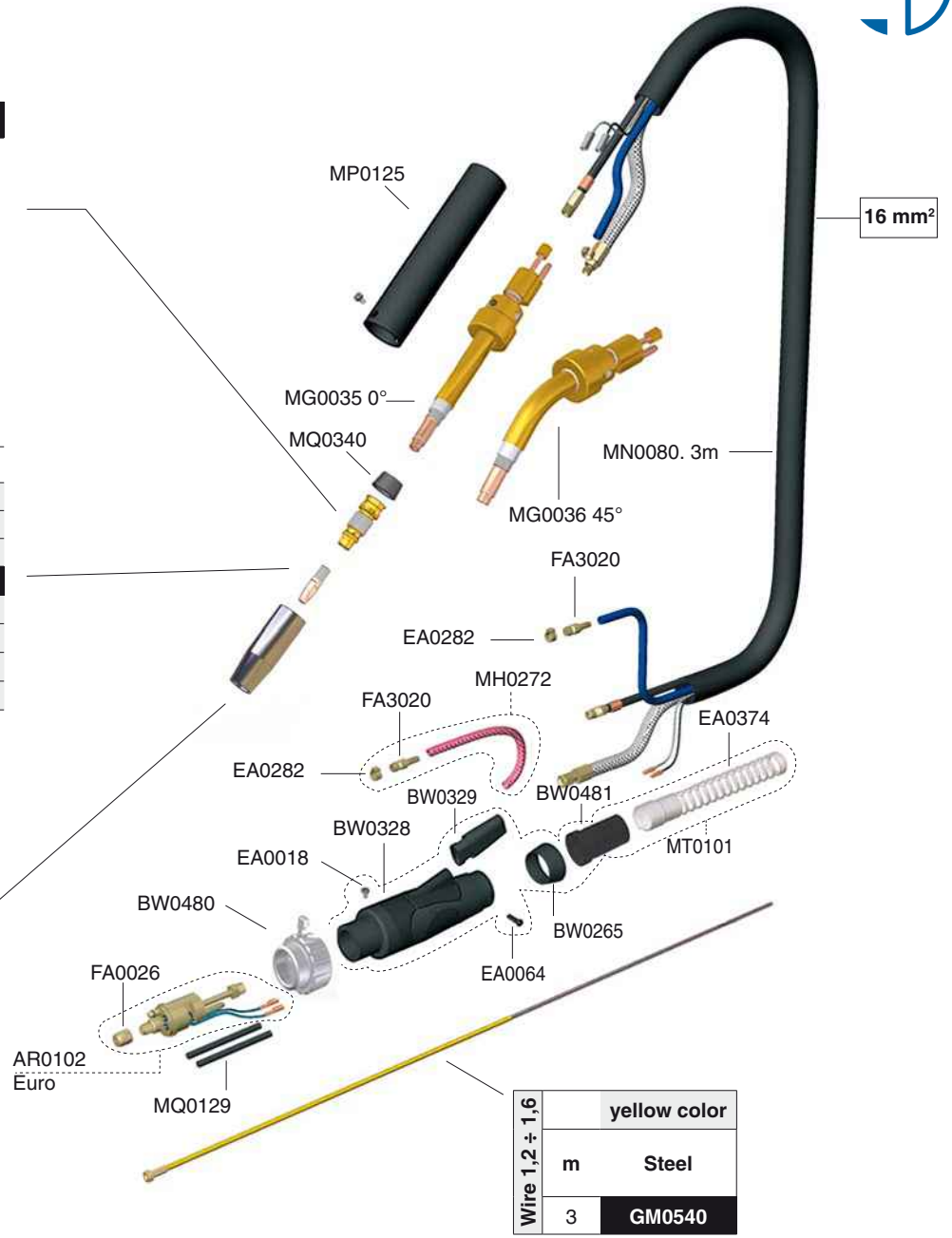

MC0298	MC0011	**MC0012**	MC0013

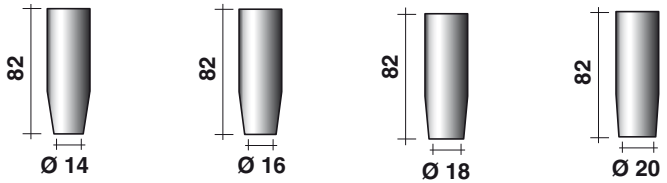

STANDARD

Copyright © 2012 Trafimet Spa
Edition 08/2012

All trademarks are of exclusive property of the respective companies.
Data and images are indicative and may be changed in any time without notice.

AUTOPLUS **25**

Mig welding

MA0562	3m - 45°	EURO
MA0565	3m - 0°	EURO

3 m

0.6 Kg

1 m

V peak	113	mm	0.8 - 0.9 1.0 - 1.2	X 60%	230A CO_2 220A Mix





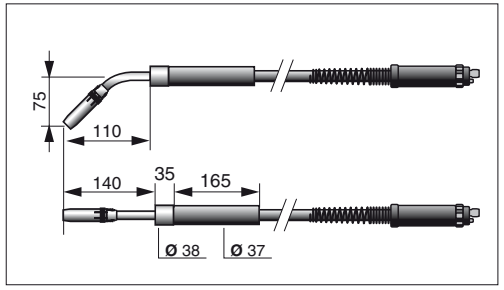


EURO

EN 60974-7

All trademarks are of exclusive property of the respective companies. Data and images are indicative and may be changed in any time without notice.

ME0216 brass	ME0240 brass	**ME0016 copper**	ME0060 copper	ME0040 copper
35 M6	35 M8	35 M6	37 M6	35 M8

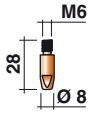

Ø	Cu	Cu-Ni	Cu for Al	CuCrZr	Triangular Cu
0,6	MD0009-06	MD0009-36		MD0009-76	
0,8	MD0009-08	MD0009-38	MD0009-58	MD0009-78	MD1009-08
0,9	MD0009-09				
1,0	**MD0009-10**	MD0009-40	MD0009-60	MD0009-80	MD1009-10
1,2	MD0009-12	MD0009-42	MD0009-62	MD0009-82	MD1009-12
1,4	MD0009-14	MD0009-44		MD0009-84	
1,6	MD0009-16	MD0009-46	MD0009-66	MD0009-86	

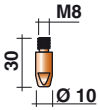

Ø	Cu	Cu-Ni	Cu for Al	CuCrZr	Triangular Cu	Triangular CuCrZr
0,8	MD0005-08	MD0005-38	MD0005-58	MD0005-78		
0,9	MD0005-09		MD0005-59			
1,0	MD0005-10	MD0005-40	MD0005-60	MD0005-80	MD1005-10	MD1005-80
1,2	MD0005-12	MD0005-42	MD0005-62	MD0005-82	MD1005-12	MD1005-82
1,4	MD0005-14	MD0005-44		MD0005-84		
1,6	MD0005-16	MD0005-46	MD0005-66	MD0005-86	MD1005-16	MD1005-86
2,0	MD0005-20		MD0005-70			
2,4	MD0005-24		MD0005-74			

MC0265	MC0022	MC0267	**MC0023**	MC0024	MC0025
57 Ø 11	57 Ø 11.5	57 Ø 14	57 Ø 15	57 Ø 18	66,5 Ø 20

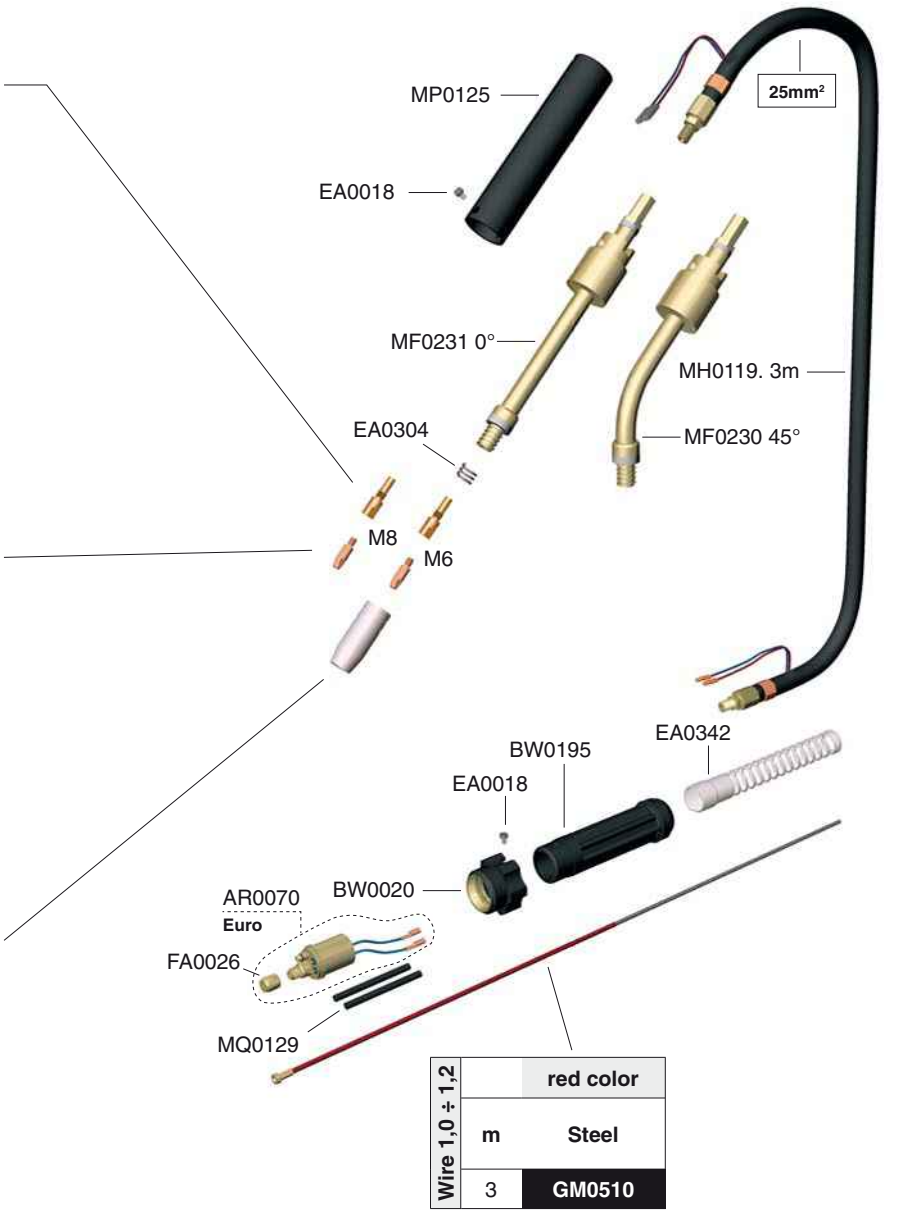

STANDARD

Copyright © 2012 Trafimet Spa
Edition 08/2012

All trademarks are of exclusive property of the respective companies.
Data and images are indicative and may be changed in any time without notice.

AUTOPLUS **36**

Mig welding

MA0574	3m - 45°	EURO
MA0577	3m - 0°	EURO

3 m

0.9 Kg

1 m

V peak	113	mm	0.8 - 0.9 1.0 - 1.2 - 1.6	X 60%	340A CO_2 320A Mix



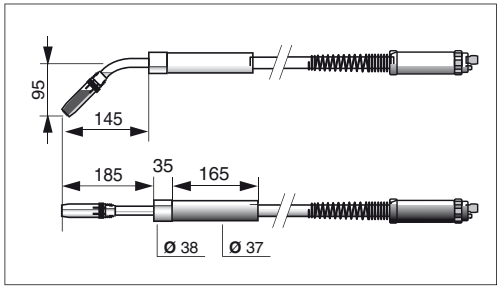



EN 60974-7

All trademarks are of exclusive property of the respective companies. Data and images are indicative and may be changed in any time without notice.

ME0017 plastic white	ME0041 plastic black	**ME0517 ceramic**	ME0417 compound high tech
			



M6	MD0063-00
M8	MD0064-00

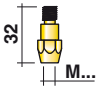

M6	**MD0131-00**
M8	MD0132-00

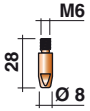

Ø	Cu	Cu-Ni	Cu for Al	CuCrZr	Triangular Cu
0,6	MD0009-06	MD0009-36			
0,8	MD0009-08	MD0009-38	MD0009-58	MD0009-78	MD1009-08
0,9	MD0009-09				
1,0	MD0009-10	MD0009-40	MD0009-60	MD0009-80	MD1009-10
1,2	MD0009-12	MD0009-42	MD0009-62	**MD0009-82**	MD1009-12
1,4	MD0009-14	MD0009-44			
1,6	MD0009-16	MD0009-46	MD0009-66		

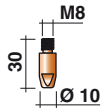

Ø	Cu	Cu-Ni	Cu for Al	CuCrZr	Triangular Cu	Triangular CuCrZr
0,8	MD0005-08	MD0005-38	MD0005-58			
0,9	MD0005-09		MD0005-59			
1,0	MD0005-10	MD0005-40	MD0005-60	MD0005-80	MD1005-10	MD1005-80
1,2	MD0005-12	MD0005-42	MD0005-62	MD0005-82	MD1005-12	MD1005-82
1,4	MD0005-14	MD0005-44		MD0005-84		
1,6	MD0005-16	MD0005-46	MD0005-66	MD0005-86	MD1005-16	MD1005-86
2,0	MD0005-20		MD0005-70			
2,4	MD0005-24		MD0005-74			

MC0026	MC0027	MC0440 light	**MC0527 quick release**	MC0540 light quick release	MC0109	MC0028	MC0110
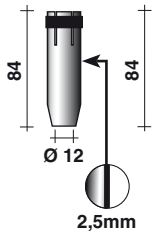	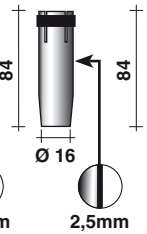	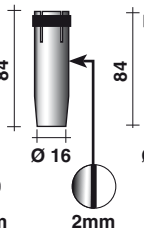	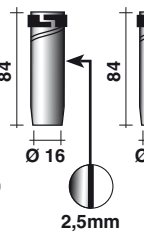	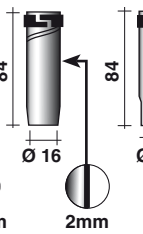	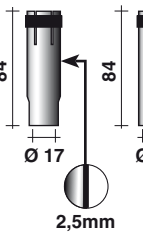	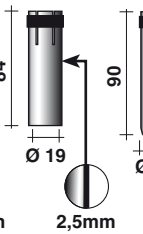	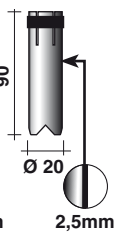
84	84	84	84	84	84	84	90
Ø 12	Ø 16	Ø 16	Ø 16	Ø 16	Ø 17	Ø 19	Ø 20
2,5mm	2,5mm	2mm	2,5mm	2mm	2,5mm	2,5mm	2,5mm

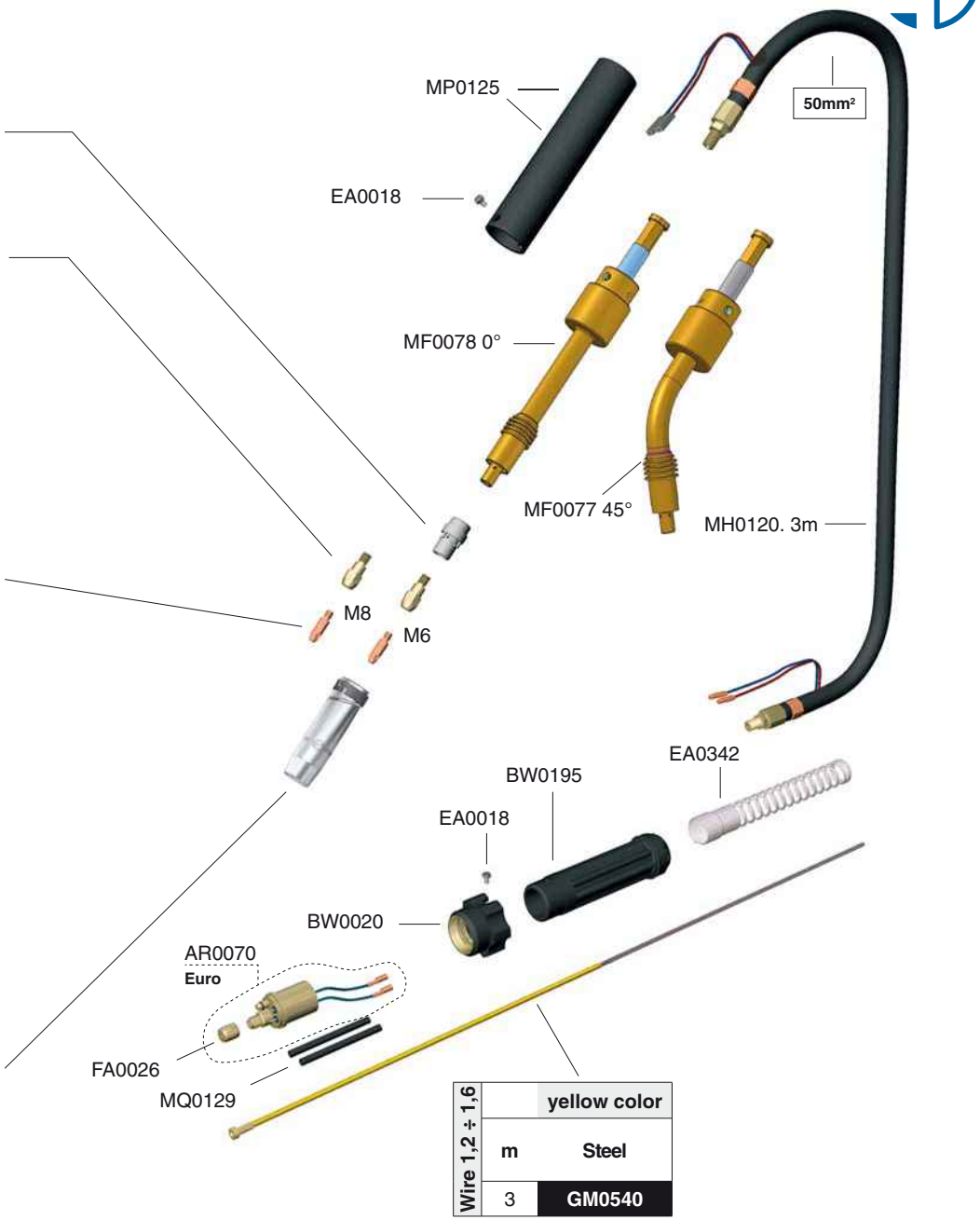

STANDARD

Copyright © 2012 Trafimet Spa
Edition 08/2012

All trademarks are of exclusive property of the respective companies.
Data and images are indicative and may be changed in any time without notice.

AUTOPLUS **240**

Mig welding

MB0621	3m - 45°	EURO
MB0624	3m - 0°	EURO

3 m

1.1 Kg

1 m

V peak	113	mm	0.8 - 0.9 1.0 - 1.2
X 100%	300A CO_2 270A Mix	2÷4 bar	1.6 l/min



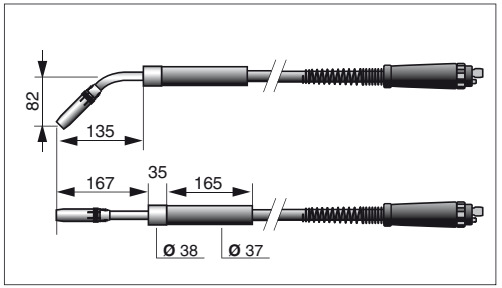

TRAFIMET STYLE





EURO

EN 60974-7

All trademarks are of exclusive property of the respective companies. Data and images are indicative and may be changed in any time without notice.

Better performances and protection for your torch

UTI000157



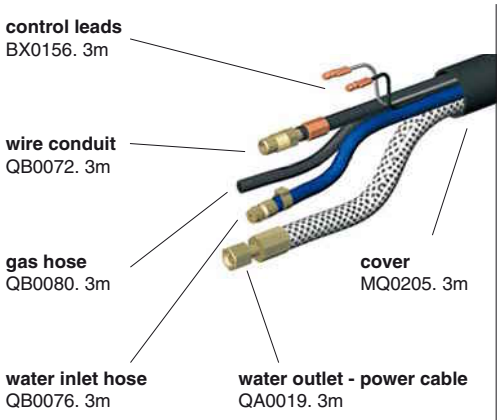

ME0084 plastic white	**ME0584 ceramic**	ME0086 silicon red	ME0484 compound high tech



MD0138-00 brass

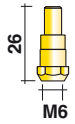

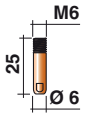

Ø	Cu	Cu-Ni	Cu for Al
0,6	MD0008-06	MD0008-36	
0,8	MD0008-08	MD0008-38	MD0008-58
0,9	MD0008-09		
1,0	**MD0008-10**	MD0008-40	MD0008-60
1,2	MD0008-12	MD0008-42	MD0008-62

MC0302	**MC0301**	MC0300	MC0303

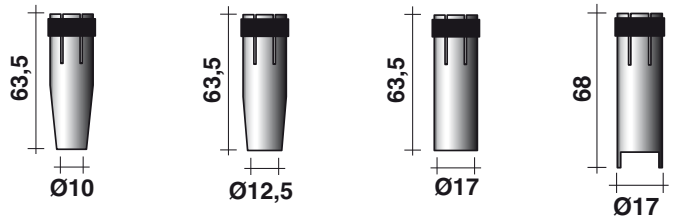

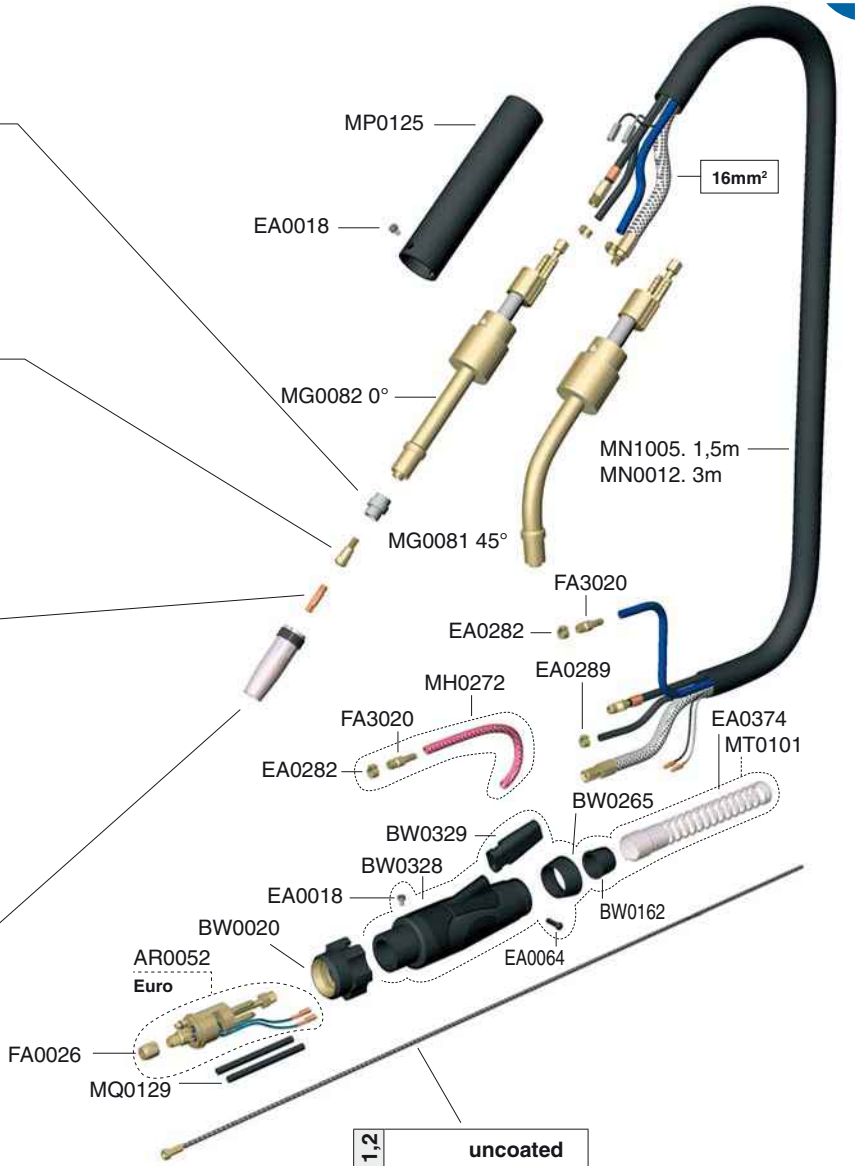

Wire 1,0 ÷ 1,2		uncoated
	m	Steel
	3	**GM0530**

STANDARD

Copyright © 2012 Trafimet Spa
Edition 08/2012

All trademarks are of exclusive property of the respective companies.
Data and images are indicative and may be changed in any time without notice.

AUTOPLUS **500**

Mig welding

MB0562	3m - 45°	EURO
MB0565	3m - 0°	EURO
MB0561	1,5 - 45°	EURO



3 m — 1.1 Kg — 1 m

V peak	113	mm	1.0 - 1.2 - 1.6 2.0 - 2.4
X 100%	500A CO_2 450A Mix		
2÷4 bar		1.6 l/min	

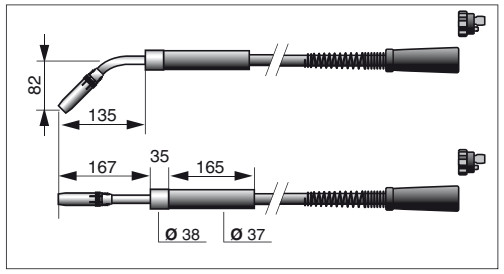





EN 60974-7

All trademarks are of exclusive property of the respective companies. Data and images are indicative and may be changed in any time without notice.

Better performances and protection for your torch

UTI000157



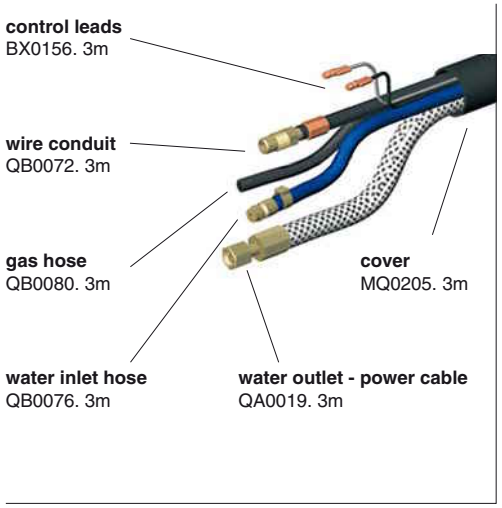

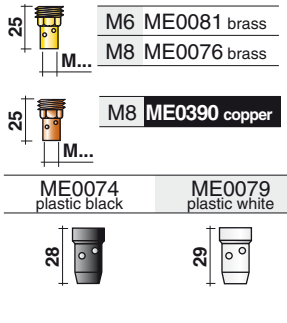

ME0074 plastic black	ME0079 plastic white	**ME0579 ceramic**	ME0479 compound high tech
28	29	28 Ø 16	28

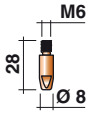

Ø	Cu	Cu-Ni	Cu for Al	CuCrZr	Triangular Cu
0,6	MD0009-06	MD0009-36			
0,8	MD0009-08	MD0009-38	MD0009-58	MD0009-78	MD1009-08
0,9	MD0009-09				
1,0	MD0009-10	MD0009-40	MD0009-60	MD0009-80	MD1009-10
1,2	MD0009-12	MD0009-42	MD0009-62	MD0009-82	MD1009-12
1,4	MD0009-14	MD0009-44			
1,6	MD0009-16	MD0009-46	MD0009-66		

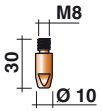

Ø	Cu	Cu-Ni	Cu for Al	CuCrZr
0,8	MD0005-08	MD0005-38	MD0005-58	
0,9	MD0005-09		MD0005-59	
1,0	MD0005-10	MD0005-40	MD0005-60	MD0005-80
1,2	MD0005-12	MD0005-42	MD0005-62	**MD0005-82**
1,4	MD0005-14	MD0005-44		MD0005-84
1,6	MD0005-16	MD0005-46	MD0005-66	MD0005-86
2,0	MD0005-20		MD0005-70	
2,4	MD0005-24		MD0005-74	

Ø	Triangular Cu	Triangular CuCrZr
1,0	MD1005-10	MD1005-80
1,2	MD1005-12	MD1005-82
1,6	MD1005-16	MD1005-86

MC0290	MC0292	MC0268	MC0276 light	**MC0568 quick release**	MC0576 light quick release	MC0340 **heavy duty**	MC0291	MC0293
76 Ø14 2,5mm	76 Ø15 2,5mm	76 Ø16 2,5mm	76 Ø16 2mm	76 Ø 16 2,5mm	76 Ø 16 2mm	76 Ø 16 3mm	76 Ø20 2,5mm	82 Ø 20 2,5mm

STANDARD

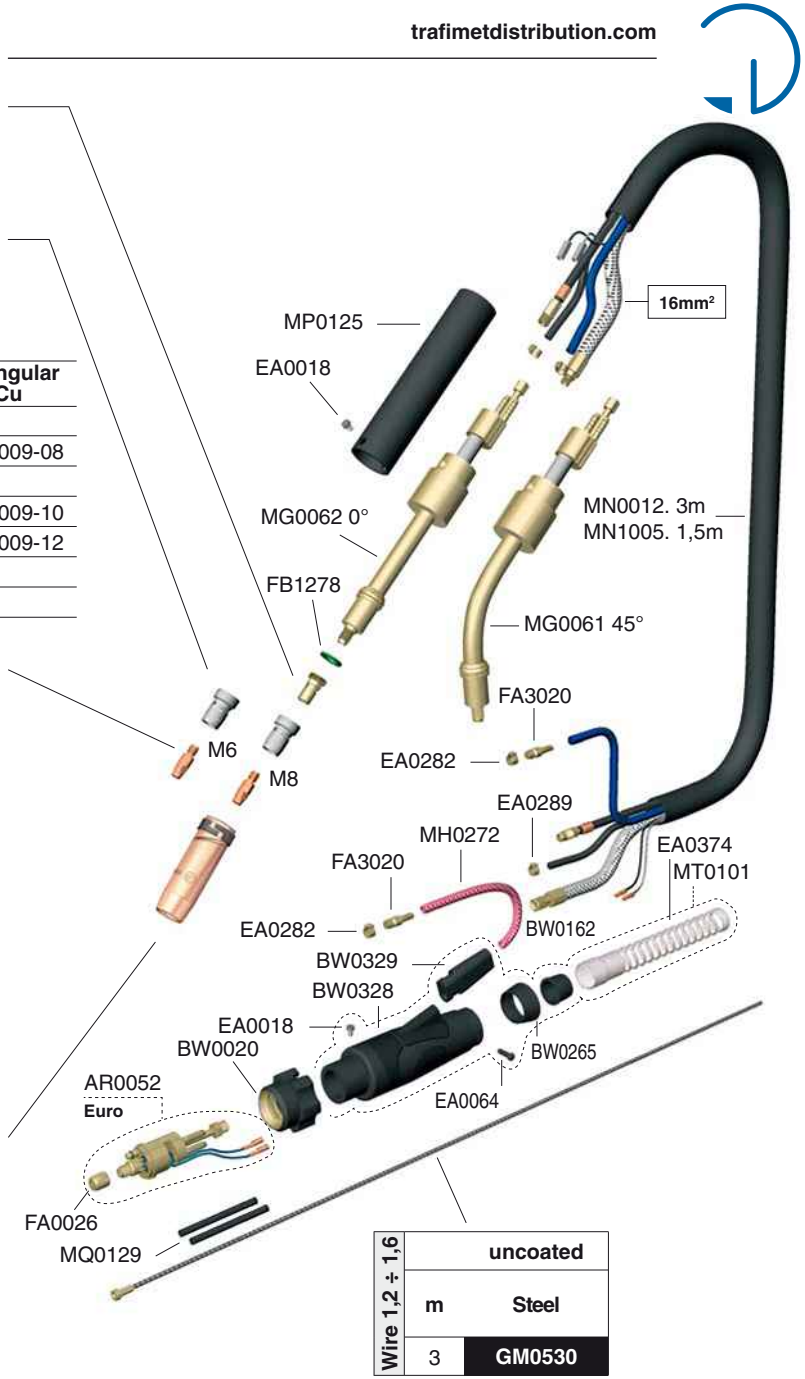

Wire 1,2 ÷ 1,6	uncoated
m	Steel
3	**GM0530**

Copyright © 2012 Trafimet Spa
Edition 08/2012

All trademarks are of exclusive property of the respective companies.
Data and images are indicative and may be changed in any time without notice.

AUTOPLUS **505** separate gas hose

Mig welding

MB7960	3m - 45°	EURO
MB7965	3m - 0°	EURO



V peak	113	Ø mm	1.0 - 1.2 1.6	X 100%	550A CO_2 500A Mix
	2÷4 bar		1.6 l/min		



TORCH HEAD REPAIR KIT

MT0209



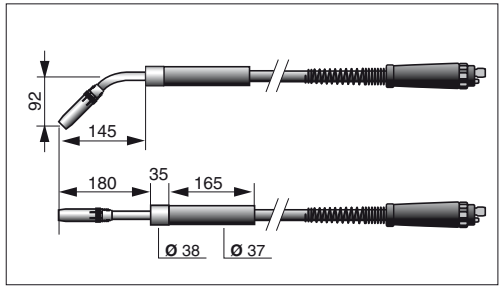

Il serraggio preciso fra la ghiera e il portaugello garantisce un'ottima dispersione del calore

Raffreddamento del corpo torcia + portaugello + punta guidafilo

The precise tightening of the between the ring nut and the nozzle assures excellent heat dispersion

Cooling circuit for torch head + nozzle holder + contact tip

Die Ringmutter zum Befestigen der Düse garantiert eine langlebige Düsen-/Brennergehäuse-kupplung

Brennerkörper + Gasdüsenträger + Stromdüsen Kühlung

Le serrage précis entre la bague et l'électrode garantit une optimale dispersion de la chaleur

Refroidissement du corps de torche + porte buse + tube contact

La sujeción precisa entre la abrazadera y la tobera garantiza una excelente dispersión de calor

Refrigeración del cuerpo antorcha + porta tubo de contacto + tubo de contacto

Nozul ve nozul sabitleyici arasındaki kusursuz sıkıştırma mükemmel ısı dağılımı sağlar

Soğutma (Torç boynu + Nozul tutucu + Kontak meme)

Плотная притирка сопла обеспечивает отличный отвод тепла

Охлаждение головки горелки, держателя наконечника и контактного наконечника

TRAFIMET STYLE





EURO

EN 60974-7

All trademarks are of exclusive property of the respective companies. Data and images are indicative and may be changed in any time without notice.

Better performances and protection for your torch

UTI000157



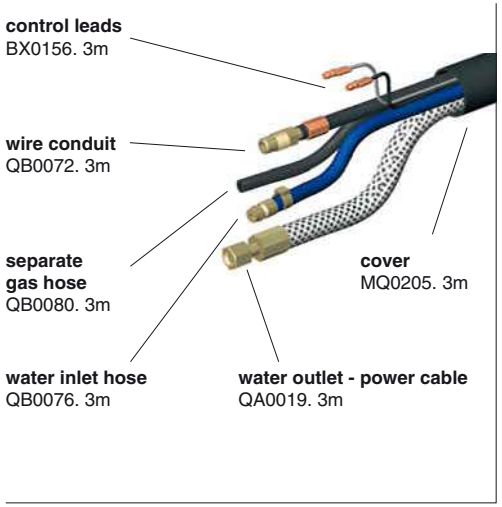

ME0345 copper

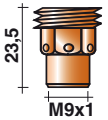

ME0089 plastic | ME0589 ceramic

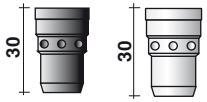

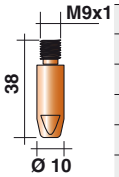

Ø	Cu for Al	CuCrZr
1,0		MD0250-80
1,2	MD0250-62	**MD0250-82**
1,4		MD0250-84
1,6	MD0250-66	MD0250-86
2,0	MD0250-70	MD0250-90
2,4	MD0250-74	MD0250-94

MC0346	MC0348	**MC0345**	MC0347
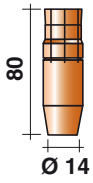	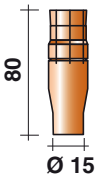	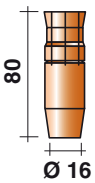	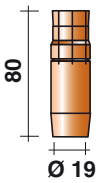

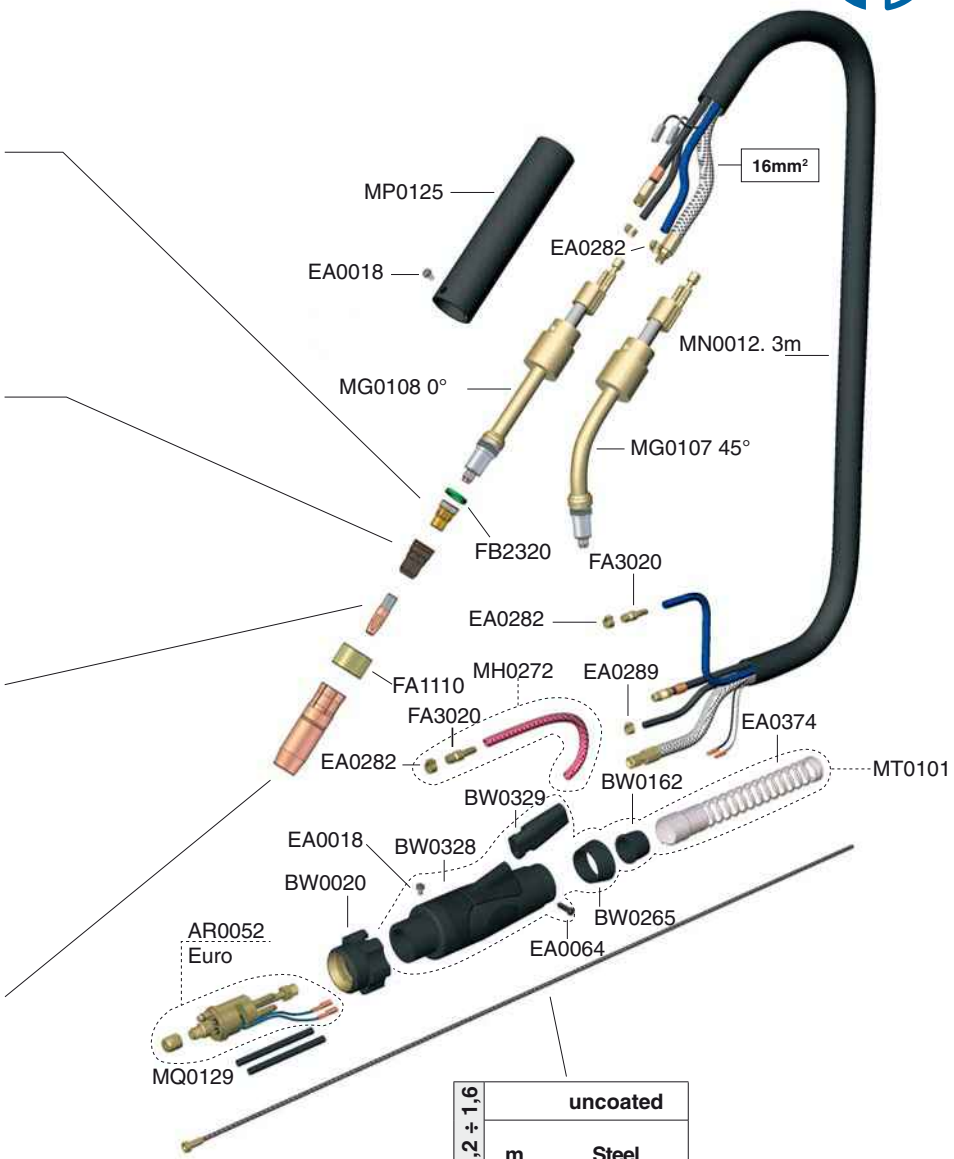

Wire 1,2 ÷ 1,6	uncoated
m	Steel
3	**GM0530**

STANDARD

Copyright © 2012 Trafimet Spa
Edition 08/2012

All trademarks are of exclusive property of the respective companies.
Data and images are indicative and may be changed in any time without notice.

AUTOPLUS **600** wire conduit + gas

Mig welding

MB0583	3m - 45°	EURO
MB0593	3m - 0°	EURO

3 m — 1.6 Kg — 1 m

V peak	113	mm	1.0 - 1.2 - 1.6 2.0 - 2.4
X 100%	600A CO_2 550A Mix	2÷4 bar	1.6 l/min





quick release - standard equipment

clockwise in - clockwise out

IN

OUT

INTERNATIONAL PATENT

Doppio circuito di raffreddamento del corpo torcia + portaugello + punta guidafilo per garantire alte prestazioni

Double cooling circuit for torch head + gas holder + welding tip granting high quality performances

Doppel-Kühlkreislauf für Brennerkörper + Gasdüsenträger + Stromdüsen Garantieren höchste Leistung

Double circuit de refroidissement du corps de torche + porte buse gaz + tube contact, pour garantir une haute performance

Doble circuito de refrigeración del cuerpo antorcha + porta tubo de contacto + tubo de contacto para garantizar un alto rendimiento

Torç boynu, nozul tutucu ve kontak meme için çift soğutma kanalı yüksek kalitede performans sağlar

Двойной контур охлаждениия головки горелки, держателя наконечника и контактного наконечника обеспечивает высокие эксплуатационные качества

TRAFIMET STYLE



BW0502 BW0503

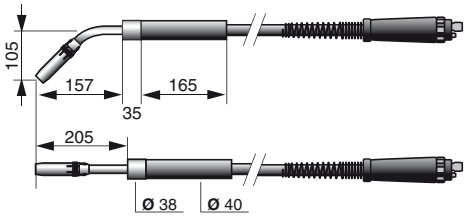



EURO

EN 60974-7

All trademarks are of exclusive property of the respective companies. Data and images are indicative and may be changed in any time without notice.

Better performances and protection for your torch

UTI000157



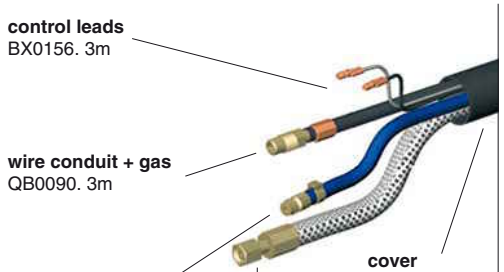

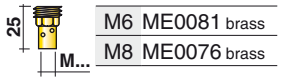

M6 ME0081 brass
M8 ME0076 brass



M6 ME0082 brass
M8 ME0083 brass



M8 **ME0390 copper**

ME0074 plastic black	ME0079 plastic white	**ME0579 ceramic**	ME0479 compound high tech



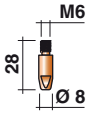

Ø	Cu	Cu-Ni	Cu for Al	CuCrZr	Triangular Cu
0,6	MD0009-06	MD0009-36			
0,8	MD0009-08	MD0009-38	MD0009-58	MD0009-78	MD1009-08
0,9	MD0009-09				
1,0	MD0009-10	MD0009-40	MD0009-60	MD0009-80	MD1009-10
1,2	MD0009-12	MD0009-42	MD0009-62	MD0009-82	MD1009-12
1,4	MD0009-14	MD0009-44			
1,6	MD0009-16	MD0009-46	MD0009-66		

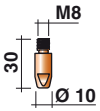

Ø	Cu	Cu-Ni	Cu for Al	CuCrZr
0,8	MD0005-08	MD0005-38	MD0005-58	
0,9	MD0005-09		MD0005-59	
1,0	MD0005-10	MD0005-40	MD0005-60	MD0005-80
1,2	MD0005-12	MD0005-42	MD0005-62	MD0005-82
1,4	MD0005-14	MD0005-44		MD0005-84
1,6	MD0005-16	MD0005-46	MD0005-66	**MD0005-86**
2,0	MD0005-20		MD0005-70	
2,4	MD0005-24		MD0005-74	

Ø	Triangular Cu	Triangular CuCrZr
1,0	MD1005-10	MD1005-80
1,2	MD1005-12	MD1005-82
1,6	MD1005-16	MD1005-86

MC0290	MC0292	MC0268	MC0276 light	**MC0568 quick release**	MC0576 light quick release	MC0340 **heavy duty**	MC0291	MC0293

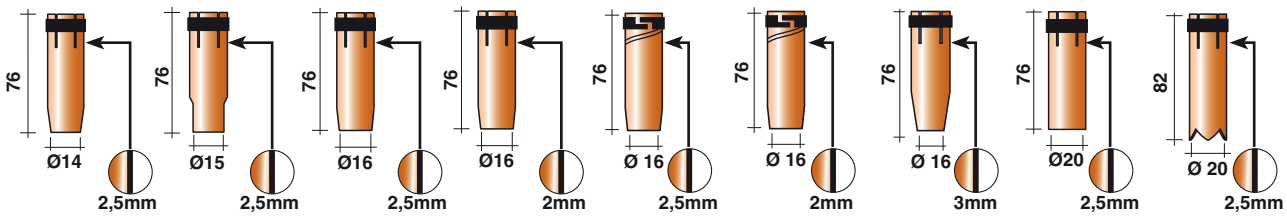

STANDARD

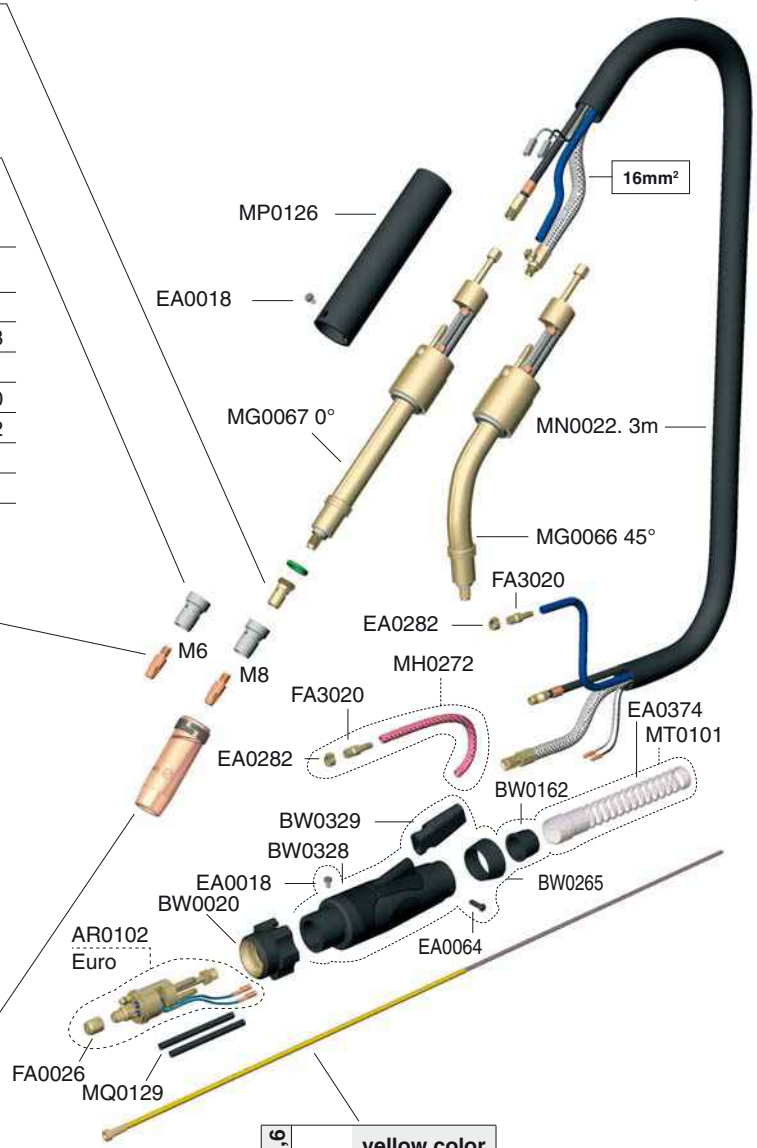

Wire 1,2 ÷ 1,6		yellow color
	m	Steel
	3	**GM0540**

Copyright © 2012 Trafimet Spa
Edition 08/2012

All trademarks are of exclusive property of the respective companies.
Data and images are indicative and may be changed in any time without notice.

KIT ERGODIGIT

Mig welding

Kit to transform any torch of the series ERGOPLUS from the standard version to the digit version



MT0200	complete kit digit 1	1
MT0201	complete kit digit 2	1
MT0202	complete kit digit 3	1
MT0205	complete handle	1
BX0727	cable	1
BX0400	kit digit 1	1
BX0401	kit digit 2	1
BX0402	kit digit 3	1

KIT SPECIFICATION

A: Changes in the arc length
B: Change in the wire feeding speed
C: Selection of the welding program
D: Eventual anomalies

KIT DIGIT 1 - cod. MT0200





+



=



DISPLAY 1 DIGIT
2 TRIGGER
POTENTIOMETER 10K

A+B+C+D
A= arc length from 0 to 0
B= wire feeling speed from 0 to 9
C= program No. from 0 to 9
D= number or letter corresponding to the anomaly

KIT DIGIT 2 - cod. MT0201





+



=



DISPLAY 1 DIGIT
1 TRIGGER

C+D
C= program No. from 0 to 9
D= number or letter corresponding to the anomaly

KIT DIGIT 3 - cod. MT0202





+



=



4 LED
1 TRIGGER

C+D
C= program No. from 0 to 4
D= 4 types of anomalies

EN 60974-7

All trademarks are of exclusive property of the respective companies. Data and images are indicative and may be changed in any time without notice.

KIT ERGOPLUS **RC**

Remote Control

1 TRIGGER



MT0233	complete kit RC 1	1

=

MT0230



+

BX0682

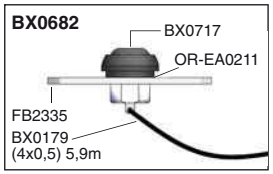

2 TRIGGERS



MT0234	complete kit RC 2	1

=

MT0230



+

BX0683

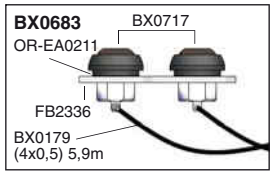

1 POTENTIOMETER



MT0231	complete kit RC 3 - **1k**	1

=

MT0230



+

BX0680

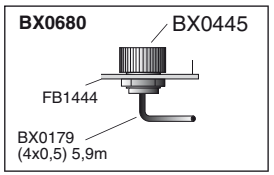

2 POTENTIOMETERS



MT0232	complete kit RC 4 - **1k**	1

=

MT0230



+

BX0681

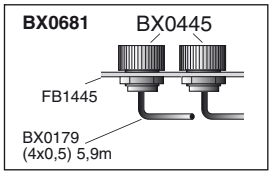

Kit to transform any torch of the series ERGOPLUS from the standard version to the Remote Control version

POTENTIOMETERS	
BX0445	1 k
BX0446	4,7 k
BX0447	10 k
BX0449	100 k



EN 60974-7

All trademarks are of exclusive property of the respective companies. Data and images are indicative and may be changed in any time without notice.

EURO CONNECTORS

AT4

AM3109	Capillary Tube-Wire Guide
AM6102	Mini Euro body
BW0230	Protection for mini Euro connector
EA0072	Lock Nut 19 M12
QB0020	Blue Wired Hose 5x8 per m

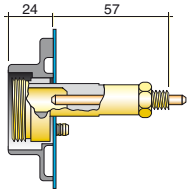

MINIEURO
AT0004

AT1

AM0053	Brass Guide Euro 27mm
AM3001	Capillary Tube-Wire Guide 88mm
AM6000	Euro Central Adaptor-axial
BW0010	Plastic Housing
EA0072	Lock Nut 19 M12
QB0027	Green Hose 5x9 per m

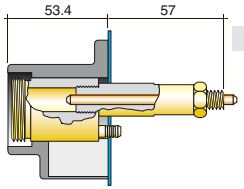

EURO axial
AT0001

AT2

AM0053	Brass Guide Euro 27mm
AM3001	Capillary Tube-Wire Guide 88mm
AM6001	Euro Central Adaptor-radial
BW0010	Plastic Housing
EA0072	Lock Nut 19 M12
QB0027	Green Hose 5x9 per m

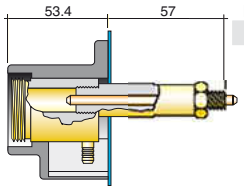

EURO radial
AT0002

EURO Nut



AT0004



AT0001



AT0002



EURO central connectors - male

EURO - AR0070 Spring pin



EURO - AR0054 Spring pin



EURO water - AR0052 Spring pin



EURO TW - AR0083 Spring pin



All trademarks are of exclusive property of the respective companies. Data and images are indicative and may be changed in any time without notice.

EURO CONNECTORS

EURO central connectors - female

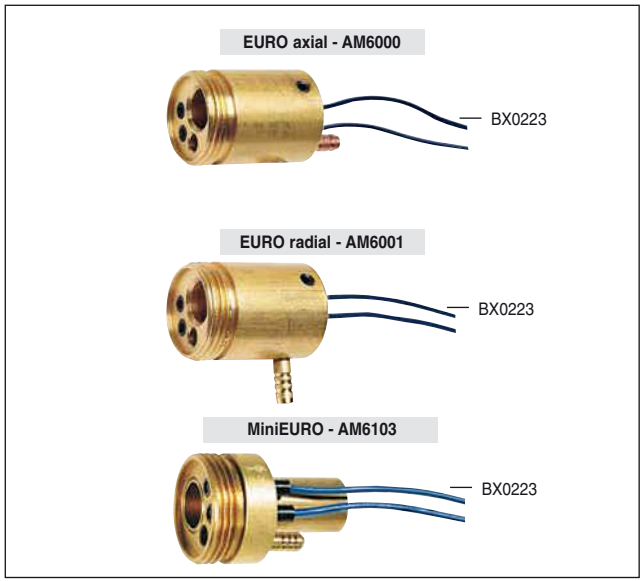

AM6000	axial Euro body (f)	1
AM6001	radial Euro body (f)	1
AM6103	MiniEuro body (f)	1
BX0223	Female spring	10

BW0010	Euro housing	10
BW0014	Euro housing 2 holes	10
BW0230	MiniEuro housing	10
BW0264	MiniEuro housing	10

EURO components



AM0034	brass guide 46 mm	5
AM0035	brass guide 15 mm	5
AM0038	brass guide 39 mm	5
AM0053	brass guide 27 mm	5
AM0065	brass guide 35.5 mm	5
AM3001	capillary tube 88 mm	10
AM3013	capillary tube 101 mm	10
AM3014	capillary tube 200 mm	10
AM3018	capillary tube 131 mm	10
AM3065	capillary tube 124 mm	10
AM3109	capillary tube 60 mm	10
AM9001	current clamp	1
EA0072	nut M12x1.75	50
EA0073	nut M12x1	50
EA0094	washer 2 mm	10
EA0099	washer 0.8 mm	10
EA0283	hose clamp Ø 10,5	10
EA0285	hose clamp Ø 10,5	10
QB0016	black hose 5x8	100
QB0018	blue hose 5x8	100
QB0019	red hose 5x8	100
QB0027	green hose 5x9	200

EURO Housings



All trademarks are of exclusive property of the respective companies. Data and images are indicative and may be changed in any time without notice.

CONNECTORS

CLOOS® - Air cooled torch kit

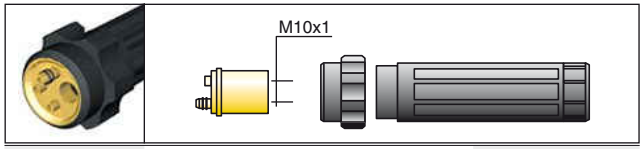

AR0140	Cloos® connector (m)	1

FRONIUS® - Air cooled torch kit

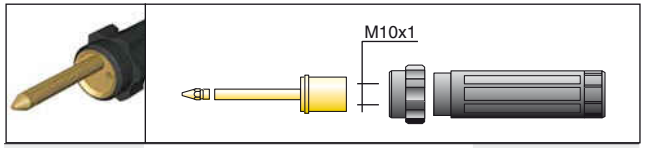

AR0142	Fronius® connector (m)	1

NATIONAL® - Air cooled torch kit

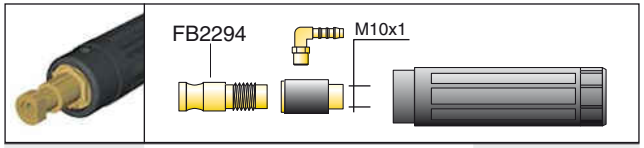

AR0144	National® connector (m)	1

CLOOS® - Water cooled torch kit

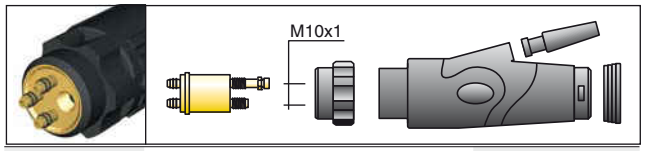

AR0150	Cloos® connector (m) internal	1
AR0155	Cloos® connector (m) external	1

FRONIUS® - Water cooled torch kit

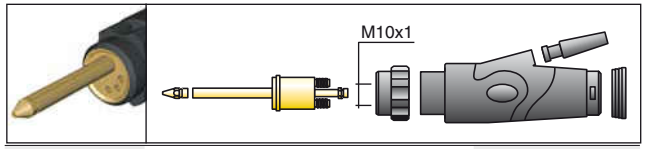

AR0152	Fronius® connector (m) internal	1
AR0157	Fronius® connector (m) external	1

TW 1/4 - Air cooled torch kit

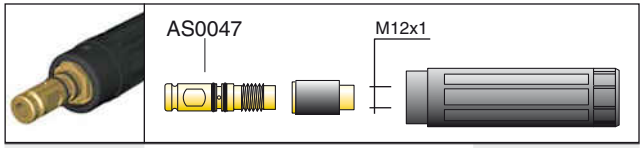

AR0130	TW connector (m)	1

HOBART® - Air cooled torch kit

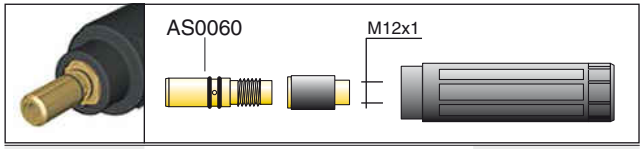

AR0133	Hobart® connector (m)	1

LINCOLN® - Air cooled torch kit

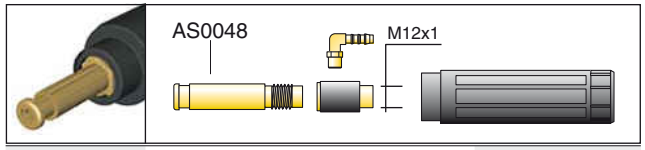

AR0134	Lincoln® connector (m)	1

MILLER® - Air cooled torch kit

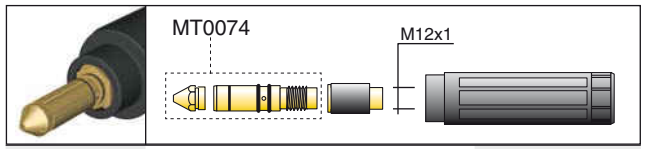

AR0135	Miller® connector (m)	1

NATIONAL® - Air cooled torch kit

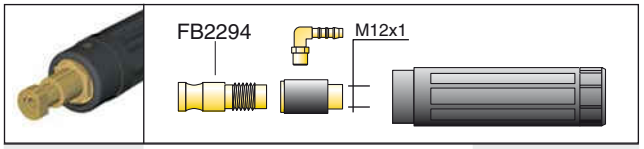

AR0137	National® connector (m)	1

L-TEC® - Air cooled torch kit

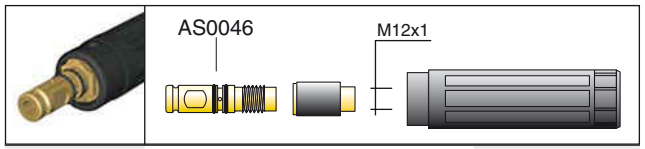

AR0139	L-Tec® connector (m)	1

All trademarks are of exclusive property of the respective companies. Data and images are indicative and may be changed in any time without notice.

CONNECTORS - ADAPTORS

Connectors USA

TW 1/4

AR0170		1

Lincoln®

AR0172		1

Miller®

AR0173		1

Adaptors

TW ➡ Euro

AS0007	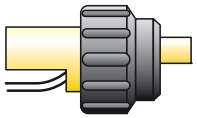	1

Euro ➡ Cea®

AS0015	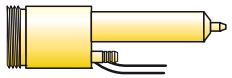	1

Euro ➡ Nuova Cerso®

AS0016	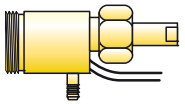	1

Euro ➡ Sinco®

AS0018		1

Euro ➡ Tw

AS0019		1

Euro ➡ Cem

AS0023	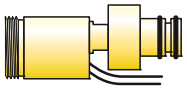	1

Euro ➡ Esab®

AS0024		1

Euro ➡ Hitachi®

AS0053	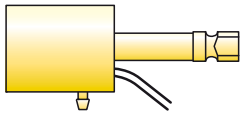	1



All trademarks are of exclusive property of the respective companies. Data and images are indicative and may be changed in any time without notice.

SPECIAL APPLICATIONS

Mig welding



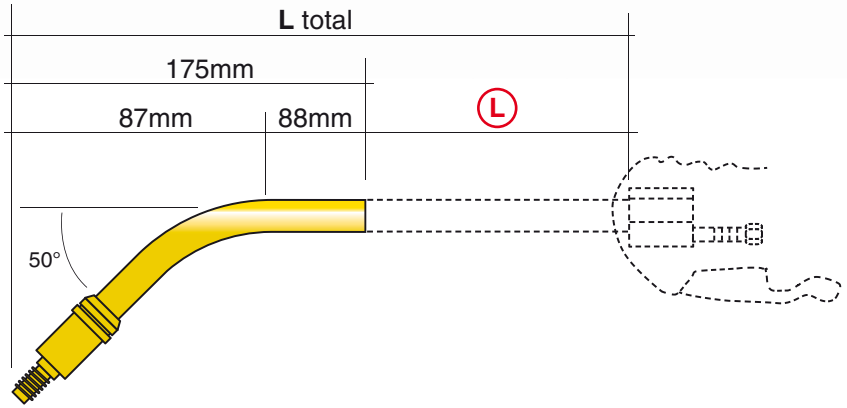

torch head		L total	L
MG0055	**plus 500**	**175 mm**	**0 mm**
MG0055-10	plus 500	275 mm	100 mm
MG0055-16	plus 500	335 mm	160 mm
MG0055-30	plus 500	475 mm	300 mm
MG0055-50	plus 500	675 mm	500 mm
MG0055-70	plus 500	875 mm	700 mm

Realizziamo su richiesta qualsiasi torcia per applicazioni speciali

We produce any torch for special applications on request

Brenner für spezielle Anwendungen fertigen wir auf Anfrage

Nous produisons sur demande toutes torches spéciales

Previa solicitud producimos torchas para aplicaciones especiales

Talep üzerine, özel uygulamalar için torç üretimi yapabilmekteyiz

Плотная притирка сопла обеспечивает отличный отвод тепла

All trademarks are of exclusive property of the respective companies. Data and images are indicative and may be changed in any time without notice.

LINERS

Guaine in acciaio rivestite: le più comuni, di norma utilizzate sulle torce con raffreddamento a gas e comunque in tutti i casi in cui il gas è coassiale con la guaina guidafilo.

Guaine in acciaio non rivestite: utilizzate unicamente sulle torce con raffreddamento ad acqua in cui il gas di protezione passa in un tubo separato.

Guaine in teflon: le guaine in teflon puro sono particolarmente indicate per la saldatura dell'alluminio. Nelle guaine in teflon/grafite, la presenza della grafite conferisce maggior resistenza all'usura.

Guaine in teflon con spirale terminale: sono caratterizzate da un tratto di spirale di rame lungo circa 30cm (cod.GM0240) che viene avvitato all'estremità del tubo in teflon in modo da impedire a quest'ultimo di entrare all'interno del corpo torcia. Le guaine in telfon e teflon/grafite con spirale terminale sono indicate per la saldatura dell'alluminio nei casi in cui le temperature a fine guaina siano particolarmente elevate, abbastanza da far fondere il teflon. Le guaine in carbonio danno la massima garanzia di resistenza all'abrasione e sono indicate sia per alluminio che per acciaio inox.

Coated steel liners: these are the most common liners, made of a steel spiral covered with a layer of plastic which prevents the loss of the cooling gas.

Non coated steel liners: these are used only on water-cooled torches in which the protection gas passes through a separate pipe.

Teflon® liners: teflon liners are particularly suitable for welding aluminium, as they offer maximum smoothness of the wire movement. In Teflon®/graphite liners, the presence of graphite offers greater resistance to wear.

Teflon® liners with end spiral: These liners are characterised by a length of copper spiral about 30 cm (codeGM0240) which is screwed onto the end of the Teflon® liner so as to prevent it from entering the inside of the torch body. This avoids possible deformation of the end part of the Teflon® liner, which could cause problems with the smooth movement of the welding wire.
Teflon® and Teflon®/graphite liners with an end spiral are suitable for welding aluminium in cases where the temperatures at the end of the liner are particularly high, so that they might melt the Teflon®.

CRITERIA	
SMOOTH MOVEMENT	Of the wire in the liner
T>200 °C	Capacity of withstand high temperatures
DURATION	Of the liner over time
PRICE	Cost of buying the liner

ASSESSMENT	
○	POOR - VERY HIGH (price)
○○	SUFFICIENT - HIGH (price)
●	GOOD - AVERAGE (price)
●●	EXCELLENT - GOOD (price)

LINERS	WIRE	CRITERIA				
		Smooth movement	T>200 °C	Duration	Price	Overall
STEEL	Steel and ferrous material	●	●●	●●	●●	●●
	Stainless steel	●	●●	●●	●●	●●
	Bronze copper and brass alloys	○	●●	○○	●●	○○
	Bronze copper and brass alloys	○	●●	○○	●●	○
TEFLON®	Steel and ferrous material	●●	○○	○	○	○
	Stainless steel	●●	○	○	○	○
	Bronze copper and brass alloys	●●	●	●	○	●
	Bronze copper and brass alloys	●●	●	●	○	●
TEFLON® GRAPHITE	Steel and ferrous material	●●	○○	○	○	○
	Stainless steel	●●	○	○	○	○
	Bronze copper and brass alloys	●●	●	●	○	●
	Bronze copper and brass alloys	●●	●	●	○	●
TEFLON® SPIRAL	Steel and ferrous material	●	●●	○	○	○○
	Stainless steel	●	●●	○	○	○○
	Bronze copper and brass alloys	●	●●	●	○	●
	Aluminium alloys	●	●●	●	○	●
TEFLON® GRAPHITE S.	Steel and ferrous material	●	●●	○	○	○○
	Stainless steel	●	●●	○	○	○○
	Bronze copper and brass alloys	●	●●	●	○	●
	Aluminium alloys	●	●●	●	○	●
CARBON SPIRAL	Steel and ferrous material	●	●●	●	○○	●
	Stainless steel	●	●●	●	○○	●
	Bronze copper and brass alloys	●	●●	●●	○○	●●
	Aluminium alloys	●	●●	●●	○○	●●

Teflon® is a trademark or registered trademark owned by du Pont de Nemours and Company or its affiliates.

All trademarks are of exclusive property of the respective companies. Data and images are indicative and may be changed in any time without notice.

LINERS

Mig welding



coated steel liners

		m	ø mm	Ø internal (mm)	Ø external without cover (mm)	Ø external (mm)		
GM0218		3	0,6÷0,9	1,4		4,6	TOPS 100 – TOPS 140V	MS0047 – Euro
GM0500		3	0,6÷0,9	1,4	4	4,6	TMAX 3001 TMAX 4001 TMAX 5001 MAXI 4000 MAXI 6000 PLUS 14 PLUS 15 PLUS 24 PLUS 25 PLUS 26 PLUS 36 PLUS 600	MS0007 – Euro
GM0501		4	0,6÷0,9	1,4	4	4,6		MS0007 – Euro
GM0502		5	0,6÷0,9	1,4	4	4,6		MS0007 – Euro
GM0510		3	1,0÷1,2	2	4	4,6		MS0007 – Euro
GM0511		4	1,0÷1,2	2	4	4,6		MS0007 – Euro
GM0512		5	1,0÷1,2	2	4	4,6		MS0007 – Euro
GM0540		3	1,2÷1,6	2,4	4,2	4,7		MS0007 – Euro
GM0541		4	1,2÷1,6	2,4	4,2	4,7		MS0007 – Euro
GM0542		5	1,2÷1,6	2,4	4,2	4,7		MS0007 – Euro
GM0574		3	1,6÷2,4	3	4,5	5,2		MS0046 – Euro
GM0575		4	1,6÷2,4	3	4,5	5,2		MS0046 – Euro
GM0576		5	1,6÷2,4	3	4,5	5,2		MS0046 – Euro
GM0011		4,6	0,6÷0,9	1,5	4	4,6	TMAX 300 HD MAXI 150 MAXI 250	MS0005 – Euro / TW-MK
GM0012		4,6	1,0÷1,2	1,5	4	4,6		MS0005 – Euro / TW-MK
GM0226		4,6	0,9÷1,2	1,7	4,6	5,2	TMAX 400 TMAX 500 MAXI 350 MAXI 450	MS0006 – Euro / TW-MK
GM0013		4,6	1,2÷1,6	1,7	4,6	5,2		MS0006 – Euro / TW-MK
GM0221		4,6	1,6÷2,0	1,7	4,6	5,2		MS0006 – Euro / TW-MK

All trademarks are of exclusive property of the respective companies. Data and images are indicative and may be changed in any time without notice.



uncoated steel liners

		m	ø mm	Ø internal (mm)		Ø external (mm)		
GM0522		3	0,6÷0,9	1,4		4	PLUS 240 PLUS 400 PLUS 500 PLUS 555 PLUS 505 PLUS 600 PLUS 601	MS0007 – Euro
GM0523		4	0,6÷0,9	1,4		4		MS0007 – Euro
GM0524		5	0,6÷0,9	1,4		4		MS0007 – Euro
GM0526		3	1,0÷1,2	2		4,5		MS0007 – Euro
GM0527		4	1,0÷1,2	2		4,5		MS0007 – Euro
GM0528		5	1,0÷1,2	2		4,5		MS0007 – Euro
GM0530		3	1,2÷1,6	2,5		4,5		MS0007 – Euro
GM0531		4	1,2÷1,6	2,5		4,5		MS0007 – Euro
GM0532		5	1,2÷1,6	2,5		4,5		MS0007 – Euro
GM0534		3	1,6÷2,4	3		4,5		MS0045 – Euro
GM0535		4	1,6÷2,4	3		4,5		MS0045 – Euro
GM0536		5	1,6÷2,4	3		4,5		MS0045 – Euro

All trademarks are of exclusive property of the respective companies. Data and images are indicative and may be changed in any time without notice.

LINERS







Teflon® liners

		m	ø mm	Ø internal (mm)	Ø external (mm)		o - ring		
GM0600	Teflon®	3	0,6÷0,9	1,5	4	MAXI 4000 MAXI 6000 PLUS 14 PLUS 15 PLUS 24 PLUS 25 PLUS 26 PLUS 36 PLUS 240 PLUS 400 PLUS 500 PLUS 555 PLUS 505 PLUS 600 PLUS 601	EA0120	MS0003 – Euro	
GM0601	Teflon®	4	0,6÷0,9	1,5	4		EA0120	MS0003 – Euro	
GM0602	Teflon®	5	0,6÷0,9	1,5	4		EA0120	MS0003 – Euro	
GM0610	Teflon®	3	1,0÷1,2	2	4		EA0210	MS0003 – Euro	
GM0611	Teflon®	4	1,0÷1,2	2	4		EA0210	MS0003 – Euro	
GM0612	Teflon®	5	1,0÷1,2	2	4		EA0210	MS0003 – Euro	
GM0760	Teflon®	3	1,2÷1,6	3	4,5		EA0210	MS0004 – Euro	
GM0761	Teflon®	4	1,2÷1,6	3	4,5		EA0210	MS0004 – Euro	
GM0762	Teflon®	5	1,2÷1,6	3	4,5		EA0210	MS0004 – Euro	
GM0625	Teflon® + 20% Carbon	3	1,0÷1,2	2	4		EA0210	MS0003 – Euro	
GM0626	Teflon® + 20% Carbon	4	1,0÷1,2	2	4		EA0210	MS0003 – Euro	
GM0627	Teflon® + 20% Carbon	5	1,0÷1,2	2	4		EA0210	MS0003 – Euro	
GM0230	Teflon®	4,6	1,0÷1,2	2	4	TMAX 300 HD TMAX 400 TMAX 500 MAXI 150 MAXI 250 MAXI 350 MAXI 450	EA0120	MS0001 – Euro TW	MS0057 – TW original
GM0231	Teflon®	4,6	1,2÷1,6	2	4		EA0120	MS0002 – Euro TW	MS0058 – TW original
GM0624	Teflon® + 20% Carbon	4,6	1,0÷1,2	2	4		EA0120	MS0001 – Euro TW	MS0057 – TW original

All trademarks are of exclusive property of the respective companies. Data and images are indicative and may be changed in any time without notice.

LINERS



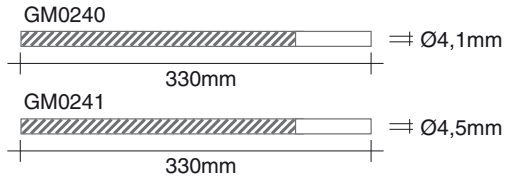

Teflon® liners with copper terminal

		m	mm	Ø internal (mm)	Ø external (mm)		o - ring		
GM0710	Teflon®	0,6÷0,9	3	1,5	4	MAXI 4000 MAXI 6000 PLUS 14 PLUS 15 PLUS 24 PLUS 25 PLUS 26 PLUS 36 PLUS 240 PLUS 400 PLUS 500 PLUS 555 PLUS 505 PLUS 600 PLUS 601	EA0120	MS0003 – Euro	
GM0711	Teflon®	0,6÷0,9	4	1,5	4		EA0120	MS0003 – Euro	
GM0712	Teflon®	0,6÷0,9	5	1,5	4		EA0120	MS0003 – Euro	
GM0715	Teflon®	1,0÷1,2	3	2	4		EA0210	MS0003 – Euro	
GM0716	Teflon®	1,0÷1,2	4	2	4		EA0210	MS0003 – Euro	
GM0717	Teflon®	1,0÷1,2	5	2	4		EA0210	MS0003 – Euro	
GM0780	Teflon®	1,2÷1,6	3	3	4,5		EA0210	MS0004 – Euro	
GM0781	Teflon®	1,2÷1,6	4	3	4,5		EA0210	MS0004 – Euro	
GM0782	Teflon®	1,2÷1,6	5	3	4,5		EA0210	MS0004 – Euro	
GM0720	Teflon® + 20% Carbon	1,0÷1,2	3	2	4		EA0210	MS0004 – Euro	
GM0721	Teflon® + 20% Carbon	1,0÷1,2	4	2	4		EA0210	MS0004 – Euro	
GM0722	Teflon® + 20% Carbon	1,0÷1,2	5	2	4		EA0210	MS0004 – Euro	
GM0725	Nylon® + 12% Graphite	1,0÷1,2	3	2	4		EA0210	MS0003 – Euro	
GM0726	Nylon® + 12% Graphite	1,0÷1,2	4	2	4		EA0210	MS0003 – Euro	
GM0727	Nylon® + 12% Graphite	1,0÷1,2	5	2	4		EA0210	MS0003 – Euro	
GM0705	Teflon®	1,0÷1,2	4,6	2	4	TMAX 300 HD TMAX 400 TMAX 500 MAXI 150 MAXI 250 MAXI 350 MAXI 450	EA0120	MS0001 – Euro TW	MS0057 – TW original
GM0706	Teflon® + 20% Carbon	1,0÷1,2	4,6	2	4		EA0120	MS0001 – Euro TW	MS0057 – TW original
GM0707	Nylon® + 12% Graphite	1,0÷1,2	4,6	2	4		EA0120	MS0001 – Euro TW	MS0057 – TW original

All trademarks are of exclusive property of the respective companies. Data and images are indicative and may be changed in any time without notice.

LINERS - NOZZLES - TIPS

Mig welding

Components for reparation

Liners

GM0330		Ø 0,6÷0,9	50m
GM0331		Ø 1,2÷1,6	50m
GM0332		Ø 1,0÷1,2	50m
GM0333		Ø 1,0÷1,2 uncoated	50m
GM0334		Ø 1,2÷1,6 uncoated	50m
GM0335		Ø 1,0÷1,2 Teflon®	100m
GM0336		Ø 0,6÷0,9 Teflon®	100m
GM0337		Ø 1,2÷1,6 Teflon®	100m



Nozzles

PLUS	Ø		
15	12	MC0018	100
25	15	MC0023	100
36	16	MC0527	50
500	16	MC0568	50



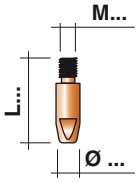

Tips

M	Ø	L	Cu	
M8	1,0	30	MD4005-10	200
M8	1,2	30	MD4005-12	200
M8	1,4	30	MD4005-14	200
M8	1,6	30	MD4005-16	200
M6	0,6	25	MD4008-06	200
M6	0,8	25	MD4008-08	200
M6	1,0	25	MD4008-10	200
M6	0,8	28	MD4009-08	200
M6	1,0	28	MD4009-10	200
M6	1,2	28	MD4009-12	200



All trademarks are of exclusive property of the respective companies. Data and images are indicative and may be changed in any time without notice.

COAXIAL CABLES - TRIGGERS - HANDLES

Coaxial cables for plus torches

		mm²	m	
MH0118	coaxial cable plus M10x1	16	3	1
MH0121	coaxial cable plus M10x1	16	4	1
MH0122	coaxial cable plus M10x1	16	5	1
MH0119	coaxial cable plus M10x1	25	3	1
MH0124	coaxial cable plus M10x1	25	4	1
MH0125	coaxial cable plus M10x1	25	5	1
MH0141	coaxial cable plus M10x1	35	3	1
MH0142	coaxial cable plus M10x1	35	4	1
MH0144	coaxial cable plus M10x1	35	5	1
MH0120	coaxial cable plus M10x1	50	3	1
MH0127	coaxial cable plus M10x1	50	4	1
MH0128	coaxial cable plus M10x1	50	5	1

Handles



Triggers

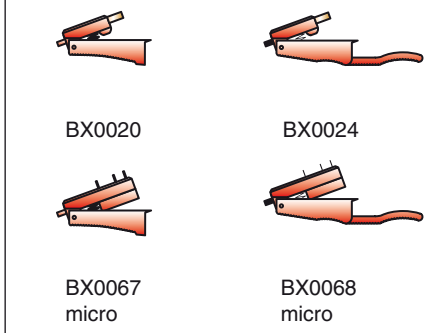

Trafimet Trigger:
Long or short? Up to you....



Accoppiamento perfetto
Perfekte Kupplung
Grippage parfait
Perfect coupling

Assemblaggio automatico cavi: garantisce un elevato standard qualitativo della connessione del cavo sul raccordo, costante nel tempo.

Automatische Kabelmontage: Dies garantiert einen hohen Qualitätsstandard beim Kabelanschluss am Verbinder, der lange konstant gehalten wird.

Assemblage automatique des câbles: garantit un haut standard qualitatif de la connexion du câble sur le raccordement avec un maintient durable dans le temps.

Automatic cable assembly: this assures a high quality standard in the connection of the cable on the connector, which is kept constant all the time.





All trademarks are of exclusive property of the respective companies. Data and images are indicative and may be changed in any time without notice.

MIG TORCH HEADS

Mig welding

F16906		T 1	1
FB1527		REVOLUTION PLUS 15	1
MF0032		ERGOPLUS 15	1
MF0033		ERGOPLUS 25	1
MF0034		ERGOPLUS 36	1
MF0042		REVOLUTION PLUS 15 217 mm	1

MF0058		PLUS 14	1
MF0077		AUTOPLUS 36 45°	1
MF0078		AUTOPLUS 36 0°	1
MF0132		ERGOPLUS 15 flex	1
MF0133		ERGOPLUS 25 flex	1
MF0142		MEGA 4 T 4	1

MF0146		MEGA 2 T 2	1
MF0148		TMEGA 300	1
MF0149		TMEGA 400	1
MF0180		ERGOPLUS 24	1
MF0181		ERGOPLUS 26	1
MF0190		TOPS 140 V	1

All trademarks are of exclusive property of the respective companies. Data and images are indicative and may be changed in any time without notice.

MIG TORCH HEADS

MF0191		TOPS 100 V	1
MF0195		TOPS 100 GL	1
MF0205		GPZ PLUS 25	1
MF0206		GPZ PLUS 36	1
MF0210		GPZ MEGA 2	1
MF0230		AUTOPLUS 25 45°	1

MF0231		AUTOPLUS 25 0°	1
MF0323		EXTRAPLUS 25	1
MF0325		EXTRAPLUS 36	1
MF0331		PRATIX MIG 15	1
MF0334		PRATIX MIG 25	1
MF0336		PRATIX MIG 36	1

MF0350		B 200 B 300	1
MF0352		B 400	1
MF0366		TMAX 300	1
MF0367		TMAX 400	1
MF0368		TMAX 500	1
MF0369		TMAX 300 HD	1

All trademarks are of exclusive property of the respective companies. Data and images are indicative and may be changed in any time without notice.

MIG TORCH HEADS

Mig welding

MF0380		TPLUS 15	1
MF0381		TPLUS 24	1
MF0382		TPLUS 25	1
MF0383		TPLUS 26	1
MF0384		TPLUS 36	1
MG0035		AUTOTMAX 4001 0°	1

MG0036		AUTOTMAX 4001 45°	1
MG0046		ERGOPLUS 240	1
MG0054		ERGOPLUS 400	1
MG0055		ERGOPLUS 500	1
MG0061		AUTOPLUS 500 45°	1
MG0062		AUTOPLUS 500 0°	1

MG0065		PLUS 600	1
MG0066		AUTOPLUS 600 45°	1
MG0067		AUTOPLUS 600 0°	1
MG0073		PLUS 601 180 mm	1
MG0074		PLUS 601 200 mm	1
MG0081		AUTOPLUS 240 45°	1

All trademarks are of exclusive property of the respective companies. Data and images are indicative and may be changed in any time without notice.

MIG TORCH HEADS

MG0082		AUTOPLUS 240 0°	1
MG0095		ERGOPLUS 555	1
MG0105		PLUS 505	1
MG0107		AUTOPLUS 505 45°	1
MG0108		AUTOPLUS 505 0°	1

MG0110		PRATIX MIG 500	1
MG0140		TMAX 3001	1
MG0141		TMAX 4001	1
MG0142		TMAX 5001	1
MG0385		TPLUS 240	1

MG0386		TPLUS 400	1
MG0387		TPLUS 500	1
MG0395		EXTRAPLUS 500	1

All trademarks are of exclusive property of the respective companies. Data and images are indicative and may be changed in any time without notice.

HOSES - CONNECTORS

			Ø	
QB0034		Tubo retinato trasparente - *Transparent hose*	6x12	100
QB0035		Tubo retinato trasparente - *Transparent hose*	5x11	100
QB0024		Tubo retinato trasparente - *Transparent hose*	8x13	100
QB0028		Tubo retinato trasparente - *Transparent hose*	10x15	100
QB0016		Tubo retinato nero - *Black hose*	5x8	100
QB0026		Tubo elastofles - *Elastofles hose*	4x6	400
QB0018		Tubo retinato blu - *Blue hose*	5x8	100
QB0019		Tubo retinato rosso - *Red hose*	5x8	100
QB0027		Tubo benzina verde trasparente - *Green hose*	5x9	200
MQ0113		Tubo telato nero - *Cover hose black*	20x23	40
MQ0111		Tubo telato - *Cover hose*	25x27	40
MQ0112		Tubo telato - *Cover hose*	28x30	40
MQ0114		Tubo telato nero - *Cover hose black*	40x43	40

CT0540		Connettore D.15xD.16x10	10
AU0040		Raccordo treccia 16mm²/9mm M M8x1	10
AU0051		Raccordo treccia 16mm²/9mm F M10x1	10



CT0544		Ø 18x20 L36	10
CT0545		Ø 22x24 L36	10
AU0121		M10x1	10
AU0131		M10x1	10



All trademarks are of exclusive property of the respective companies. Data and images are indicative and may be changed in any time without notice.

RINGS

for water cooled torches

			REF	
F11680		Anello c/semianello INOX - *Oetiker stainless steel double clamp*	7,0	100
F11681		Anello c/semianello INOX - *Oetiker stainless steel double clamp*	7,5	100
F11682	EA0280	Anello c/semianello INOX - *Oetiker stainless steel double clamp*	8,0	100
F11683	EA0289	Anello c/semianello INOX - *Oetiker stainless steel double clamp*	8,7	100
F11685	EA0282	Anello c/semianello INOX - *Oetiker stainless steel double clamp*	9,5	100
F11687	EA0319	Anello c/semianello INOX - *Oetiker stainless steel double clamp*	10,0	100
F11688	EA0285	Anello c/semianello INOX - *Oetiker stainless steel double clamp*	10,5	100
F11690		Anello c/semianello INOX - *Oetiker stainless steel double clamp*	11,3	100
F11692		Anello c/semianello INOX - *Oetiker stainless steel double clamp*	12,3	100
F11693		Anello c/semianello INOX - *Oetiker stainless steel double clamp*	12,8	100
F11694	EA0287	Anello c/semianello INOX - *Oetiker stainless steel double clamp*	13,3	100
F11695		Anello c/semianello INOX - *Oetiker stainless steel double clamp*	13,8	100
F11697	EA0290	Anello c/semianello INOX - *Oetiker stainless steel double clamp*	14,5	100
F11698		Anello c/semianello INOX - *Oetiker stainless steel double clamp*	15,5	100
F11699		Anello c/semianello INOX - *Oetiker stainless steel double clamp*	16,5	100
F11700	EA0248	Anello c/semianello INOX - *Oetiker stainless steel double clamp*	17,5	100
	EA0284	Anello c/semianello INOX - *Oetiker stainless steel double clamp*	11,8	100
	EA0279	Anello c/semianello INOX - *Oetiker stainless steel double clamp*	11,0	100
	EA0240	Anello c/semianello INOX - *Oetiker stainless steel double clamp*	12,0	100





		REF	
F11670	Anello Pinzabile zincato 2 orecchie - *Zinc hose clamp*	14-17	100
F11671	Anello Pinzabile zincato 2 orecchie - *Zinc hose clamp*	20-23	100
F11672	Anello Pinzabile zincato 2 orecchie - *Zinc hose clamp*	22-25	100
F11674	Anello Pinzabile zincato 2 orecchie - *Zinc hose clamp*	7-9	100
F11675	Anello Pinzabile zincato 2 orecchie - *Zinc hose clamp*	9-11	100
F11676	Anello Pinzabile zincato 2 orecchie - *Zinc hose clamp*	11-13	100
F11677	Anello Pinzabile zincato 2 orecchie - *Zinc hose clamp*	13-15	100
F11678	Anello Pinzabile zincato 2 orecchie - *Zinc hose clamp*	15-18	100
F11679	Anello Pinzabile zincato 2 orecchie - *Zinc hose clamp*	17-20	100

All trademarks are of exclusive property of the respective companies. Data and images are indicative and may be changed in any time without notice.

MIG TIP HOLDERS

Mig welding

			REF	
MD0061-00	BRASS 	PLUS 26	1420007	20
MD0062-00	BRASS 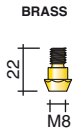	PLUS 26	-	20
MD0063-00	BRASS 	PLUS 36	1420005	20
MD0064-00	BRASS 	PLUS 36	-	20
MD0131-00	BRASS 	PLUS 36	1420011	20

			REF	
MD0132-00	BRASS 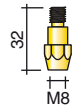	PLUS 36	-	20
MD0138-OO	BRASS 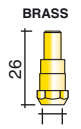	PLUS 24 PLUS 240	1420003	10
ME0076	BRASS 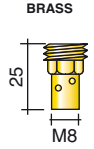	PLUS 400 PLUS 500 PLUS 600 PLUS 601	-	10
ME0081	BRASS 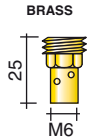	PLUS 400 PLUS 600 PLUS 601	-	10
ME0082	BRASS 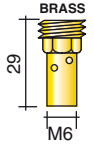	PLUS 400 PLUS 600 PLUS 601	-	10

			REF	
ME0083	BRASS 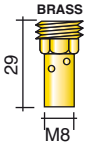	PLUS 400 PLUS 500 PLUS 600 PLUS 601	-	10
ME0345	COPPER 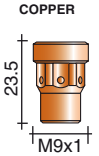	PLUS 505 TMAX 5001 TMAX 6001	-	5
ME0390	COPPER 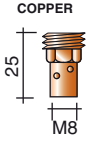	PLUS 400 PLUS 500 PLUS 600 PLUS 601	-	10
ME0400	BRASS 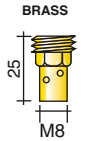	PLUS 555	-	10
ME0402	COPPER 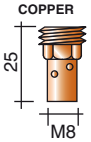	PLUS 555	-	10

All trademarks are of exclusive property of the respective companies. Data and images are indicative and may be changed in any time without notice.

MIG DIFFUSERS

			REF	
ME0001	BRASS 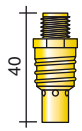	MAXI 250 MEGA 2	-	10
ME0003	BRASS 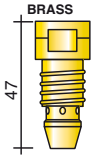	MAXI 350 MEGA 4	-	10
ME0006	BRASS 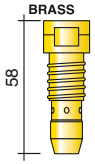	MAXI 450	-	10
ME0009	BRASS 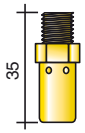	MAXI 4000	-	10
ME0016	COPPER 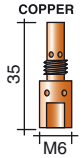	PLUS 25	1420001	10

			REF	
ME0017	PLASTIC 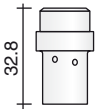	PLUS 36	1420021	10
ME0018	BRASS 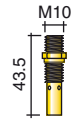	T 1	51	10
ME0019	BRASS 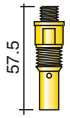	MEGA 2 TMEGA 300 T 2	52FN	10
ME0020	BRASS 	MEGA 4 TMEGA 400 T 4	54A	10
ME0040	COPPER 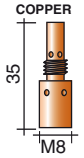	PLUS 25	-	10

			REF	
ME0041	PLASTIC 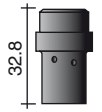	PLUS 36	1420026	10
ME0060	COPPER 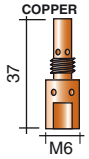	PLUS 25	-	10
ME0062	BRASS 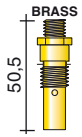	MEGA 2 TMEGA 300 T 2	52	10
ME0074	PLASTIC 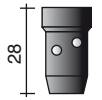	PLUS 400 PLUS 500 PLUS 600 PLUS 601	-	10
ME0079	PLASTIC 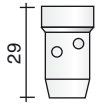	PLUS 400 PLUS 500 PLUS 600 PLUS 601	300029	10

All trademarks are of exclusive property of the respective companies. Data and images are indicative and may be changed in any time without notice.

MIG DIFFUSERS

Mig welding

			REF	
ME0084	PLASTIC 	PLUS 24 PLUS 240	120017	10
ME0085	PLASTIC 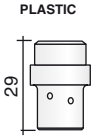	PLUS 26	180004	10
ME0086	SILICON 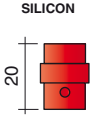	PLUS 24 PLUS 240	-	10
ME0089	PLASTIC 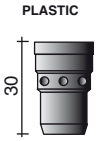	PLUS 505	-	10
ME0098	BRASS 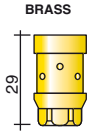	MAXI 6000	-	10
ME0105	BRASS 	B 200 B 300 MEGA 4	4235T	10

			REF	
ME0106	BRASS 	B 200 B 300 MEGA 4	4335T	10
ME0107	BRASS 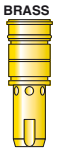	B 400 MEGA 4	4435T	10
ME0108	BRASS 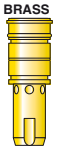	B 400 MEGA 4	4635T	10
ME0110	BRASS 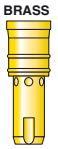	B 200 B 300 MEGA 4	4335	10
ME0112	BRASS 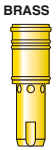	B 400 MEGA 4	4635	10
ME0140	BRASS 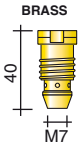	TMAX 3001	-	5

			REF	
ME0141	BRASS 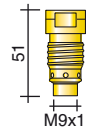	TMAX 4001	-	5
ME0216	BRASS 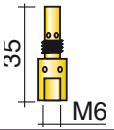	PLUS 25	-	10
ME0240	BRASS 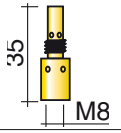	PLUS 25	-	10
ME0365	BRASS 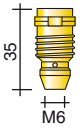	MAXI 150 MAXI 200 TMAX 200	-	5
ME0366	BRASS 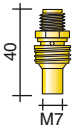	TMAX 300	-	5
ME0367	BRASS 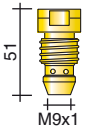	TMAX 400	-	5

All trademarks are of exclusive property of the respective companies. Data and images are indicative and may be changed in any time without notice.

MIG DIFFUSERS

			REF	
ME0368	COPPER 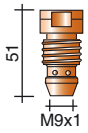	TMAX 500	-	5
ME0369	BRASS 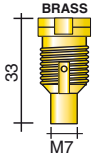	TMAX 300 HD	-	5
ME0417	PLASTIC 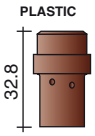	PLUS 36	-	10
ME0479	PLASTIC 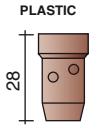	PLUS 400 PLUS 500 PLUS 555 PLUS 600 PLUS 601	-	10
ME0484	PLASTIC 	PLUS 24 PLUS 240	-	10

			REF	
ME0485	PLASTIC 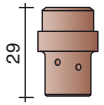	PLUS 26	-	10
ME0517	CERAMIC 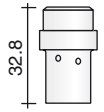	PLUS 36	-	10
ME0579	CERAMIC 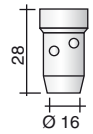	PLUS 400 PLUS 500 PLUS 555 PLUS 600 PLUS 601	-	10

			REF	
ME0584	CERAMIC 	PLUS 24 PLUS 240	-	10
ME0585	CERAMIC 	PLUS 26	-	10
ME0589	CERAMIC 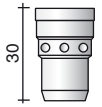	PLUS 505	-	10



All trademarks are of exclusive property of the respective companies. Data and images are indicative and may be changed in any time without notice.

MIG CONTACT TIPS

Mig welding

Cu

		Ø		REF	
MD0001-06	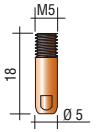	0,6	TOPS 100V	-	20
MD0001-08		0,8		-	20
MD0001-09		0,9		-	20
MD0001-10		1,0		-	20

Cu

		Ø		REF	
MD0003-08	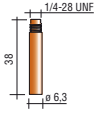	0,8	MAXI 250 MEGA 2 TMEGA 300 T 2	14-30	20
MD0003-09		0,9		14-35	20
MD0003-10		1,0		14-40	20
MD0003-12		1,2		14-45	20

Triangular Cu

		Ø		REF	
MD1003-08	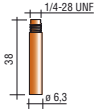	0,8	MAXI 250 MEGA 2 TMEGA 300 T 2	-	20
MD1003-10		1,0		-	20
MD1003-12		1,2		-	20

Cu

		Ø		REF	
MD0004-08	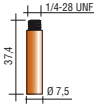	0,8	MAXI 350 MEGA 4 TMEGA 400 T 4	14H30	20
MD0004-09		0,9		14H35	20
MD0004-10		1,0		14H40	20
MD0004-12		1,2		14H45	20
MD0004-14		1,4		14H52	20
MD0004-16		1,6		14H116	20

Triangular Cu

		Ø		REF	
MD1004-08	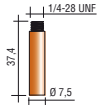	0,8	MAXI 350 MEGA 4 TMEGA 400 T 4	-	20
MD1004-10		1,0		-	20
MD1004-12		1,2		-	20
MD1004-16		1,6		-	20

Cu

		Ø		REF	
MD0005-08	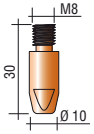	0,8	PLUS 400 PLUS 500 PLUS 555 PLUS 600 PLUS 601 MAXI 450 MAXI 4000	1400014	20
MD0005-09		0,9		-	20
MD0005-10		1,0		1400016	20
MD0005-12		1,2		1400442	20
MD0005-14		1,4		-	20
MD0005-16		1,6		1400587	20
MD0005-20		2,0		1400653	20
MD0005-24		2,4		1400677	20

Cu-Ni

		Ø		REF	
MD0005-38	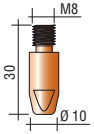	0,8	PLUS 400 PLUS 500 PLUS 555 PLUS 600 PLUS 601 MAXI 450 MAXI 4000	-	20
MD0005-40		1,0		-	20
MD0005-42		1,2		-	20
MD0005-44		1,4		-	20
MD0005-46		1,6		-	20

Cu for Al

		Ø		REF	
MD0005-58	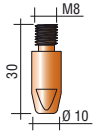	0,8	PLUS 400 PLUS 500 PLUS 555 PLUS 600 PLUS 601 MAXI 450 MAXI 4000	1410003	20
MD0005-59		0,9		-	20
MD0005-60		1,0		1410008	20
MD0005-62		1,2		1410015	20
MD0005-66		1,6		1410022	20
MD0005-70		2,0		-	20
MD0005-74		2,4		-	20

CuCrZr

		Ø		REF	
MD0005-78	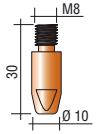	0,8	PLUS 400 PLUS 500 PLUS 555 PLUS 600 PLUS 601 MAXI 450 MAXI 4000	-	20
MD0005-80		1,0		1400316	20
MD0005-82		1,2		1400445	20
MD0005-84		1,4		-	20
MD0005-86		1,6		1400590	20
MD0005-90		2,0		-	20
MD0005-94		2,4		-	20

Triangular Cu

		Ø		REF	
MD1005-10	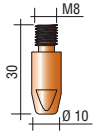	1,0	PLUS 400 PLUS 500 PLUS 555 PLUS 600 PLUS 601 MAXI 450 MAXI 4000	-	20
MD1005-12		1,2		-	20
MD1005-16		1,6		-	20

All trademarks are of exclusive property of the respective companies. Data and images are indicative and may be changed in any time without notice.

MIG CONTACT TIPS

Triangular CuCrZr

		Ø		REF	
MD1005-80	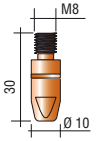	1,0	PLUS 400 PLUS 500 PLUS 555 PLUS 600 PLUS 601 MAXI 450 MAXI 4000	-	20
MD1005-82		1,2		-	20
MD1005-86		1,6		-	20

Cu

		Ø		REF	
MD0008-06	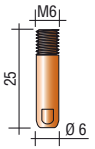	0,6	MAXI 150 MAXI 200 TOPS 140V PLUS 14 PLUS 15 PLUS 24 PLUS 240 T 1	1400008	20
MD0008-08		0,8		1400059	20
MD0008-09		0,9		1400177	20
MD0008-10		1,0		1400253	20
MD0008-12		1,2		1400387	20

Cu-Ni

		Ø		REF	
MD0008-36	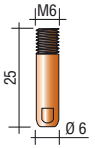	0,6	MAXI 150 MAXI 200 TOPS 140V PLUS 14 PLUS 15 PLUS 24 PLUS 240 T 1	-	20
MD0008-38		0,8		-	20
MD0008-40		1,0		-	20
MD0008-42		1,2		-	20

Cu for Al

		Ø		REF	
MD0008-58	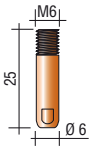	0,8	MAXI 150 MAXI 200 TOPS 140V PLUS 14 PLUS 15 PLUS 24 PLUS 240 T 1	1410002	20
MD0008-60		1,0		1410007	20
MD0008-62		1,2		-	20

CuCrZr

		Ø		REF	
MD0008-78	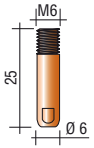	0,8	MAXI 150 MAXI 200 TOPS 140V PLUS 14 PLUS 15 PLUS 24 PLUS 240 T 1	-	20
MD0008-80		1,0		-	20
MD0008-82		1,2		-	20

Cu

		Ø		REF	
MD0009-06	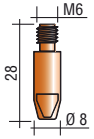	0,6	PLUS 25 PLUS 26 PLUS 36	1400005	20
MD0009-08		0,8		1400051	20
MD0009-09		0,9		1400169	20
MD0009-10		1,0		1400242	20
MD0009-12		1,2		1400379	20
MD0009-14		1,4		-	20
MD0009-16		1,6		1400555	20

Cu-Ni

		Ø		REF	
MD0009-36	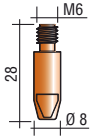	0,6	PLUS 25 PLUS 26 PLUS 36	-	20
MD0009-38		0,8		-	20
MD0009-40		1,0		-	20
MD0009-42		1,2		-	20
MD0009-44		1,4		-	20
MD0009-46		1,6		-	20

Cu for Al

		Ø		REF	
MD0009-58	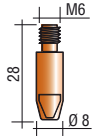	0,8	PLUS 25 PLUS 26 PLUS 36	1410001	20
MD0009-60		1,0		1410006	20
MD0009-62		1,2		1410010	20
MD0009-66		1,6		-	20

CuCrZr

		Ø		REF	
MD0009-76	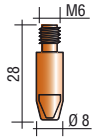	0,6	PLUS 25 PLUS 26 PLUS 36	-	20
MD0009-78		0,8		1400054	20
MD0009-80		1,0		1400245	20
MD0009-82		1,2		1400382	20
MD0009-84		1,4		-	20
MD0009-86		1,6		-	20

Triangular Cu

		Ø		REF	
MD1009-08	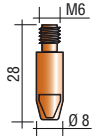	0,8	PLUS 25 PLUS 26 PLUS 36	-	20
MD1009-10		1,0		-	20
MD1009-12		1,2		-	20

All trademarks are of exclusive property of the respective companies. Data and images are indicative and may be changed in any time without notice.

MIG CONTACT TIPS

Mig welding

Cu

		Ø		REF	
MD0214-06	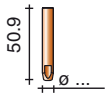	0,6	B 200 B 300 B 400 MEGA 4	1597	20
MD0214-08		0,8		1588	20
MD0214-09		0,9		1589	20
MD0214-10		1,0		1596	20
MD0214-12		1,2		1590	20
MD0214-14		1,4		1598	20
MD0214-16		1,6		1591	20
MD0214-20		2,0		1592	20
MD0214-24		2,4		1593	20
MD0214-28		2,8		1594	20
MD0214-32		3,2		1595	20

Cu

		Ø		REF	
MD0215-06	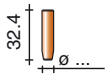	0,6	B 200 B 300 B 400 MEGA 4	7497	20
MD0215-08		0,8		7488	20
MD0215-09		0,9		7489	20
MD0215-10		1,0		7496	20
MD0215-12		1,2		7490	20
MD0215-14		1,4		7498	20
MD0215-16		1,6		7491	20
MD0215-20		2,0		7492	20
MD0215-24		2,4		7493	20
MD0215-28		2,8		7494	20

Cu for Al

		Ø		REF	
MD0250-62	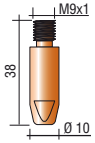	1,2	PLUS 505 TMAX 400 TMAX 500 TMAX 4001 TMAX 5001	-	20
MD0250-64		1,4		-	20
MD0250-66		1,6		-	20
MD0250-70		2,0		-	20
MD0250-74		2,4		-	20

CuCrZr

		Ø		REF	
MD0250-78	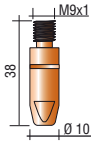	0,8	PLUS 505 TMAX 400 TMAX 500 TMAX 4001 TMAX 5001	-	20
MD0250-79		0,9		-	20
MD0250-80		1,0		-	20
MD0250-82		1,2		-	20
MD0250-84		1,4		-	20
MD0250-86		1,6		-	20
MD0250-90		2,0		-	20
MD0250-94		2,4		-	20

Cu

		Ø		REF	
MD0300-08	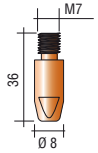	0,8	TMAX 300 HD TMAX 3001	-	20
MD0300-09		0,9		-	20
MD0300-10		1,0		-	20
MD0300-12		1,2		-	20
MD0300-14		1,4		-	20
MD0300-16		1,6		-	20

Cu for Al

		Ø		REF	
MD0300-58	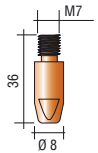	0,8	TMAX 300 HD TMAX 3001	-	20
MD0300-59		0,9		-	20
MD0300-60		1,0		-	20
MD0300-62		1,2		-	20
MD0300-66		1,6		-	20

CuCrZr

		Ø		REF	
MD0300-80	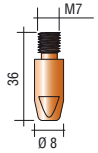	1,0	TMAX 300 HD TMAX 3001	-	20
MD0300-82		1,2		-	20
MD0300-84		1,4		-	20
MD0300-86		1,6		-	20



All trademarks are of exclusive property of the respective companies. Data and images are indicative and may be changed in any time without notice.

MIG NOZZLES

			REF	
MC0005	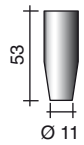	MAXI 150 MAXI 200	-	10
MC0006	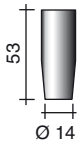	MAXI 150 MAXI 200 TMAX 200	-	5
MC0007	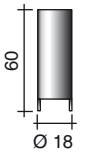	MAXI 150 MAXI 200	-	10
MC0008	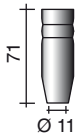	MAXI 250 MEGA 2	-	10
MC0009	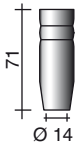	MAXI 250 TMAX 300 TMAX 3001 MEGA 2	-	5
MC0010	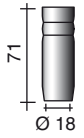	MAXI 250 MEGA 2	-	10

			REF	
MC0011	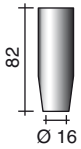	MAXI 350 MAXI 450 MAXI 4000 MEGA 4	-	10
MC0012	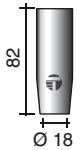	MAXI 350 MAXI 450 MAXI 4000 TMAX 400 TMAX 500 TMAX 4001 MEGA 4	-	5
MC0013	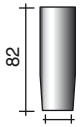	MAXI 350 MAXI 450 MAXI 4000 MEGA 4	-	10

			REF	
MC0017	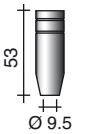	TOPS 140 V PLUS 14 PLUS 15	1450123	10
MC0018	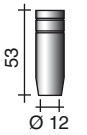	TOPS 140 V PLUS 14 PLUS 15	1450075	10
MC0019	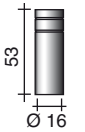	TOPS 140 V PLUS 14 PLUS 15	1450041	10



All trademarks are of exclusive property of the respective companies. Data and images are indicative and may be changed in any time without notice.

MIG NOZZLES

			REF	
MC0020	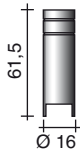	TOPS 140 V PLUS 14 PLUS 15	1450068	10
MC0022	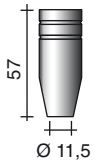	PLUS 25	1450124	10
MC0023	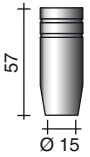	PLUS 25	1450076	10
MC0024	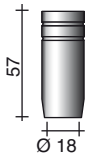	PLUS 25	1450042	10
MC0025	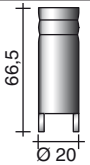	PLUS 25	1450169	10

			REF	
MC0026	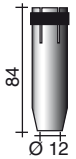	PLUS 36	1450126	10
MC0027	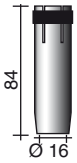	PLUS 36	1450078	10
MC0028	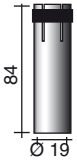	PLUS 36	1450045	10
MC0030	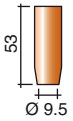	T 1	21-37	
MC0031	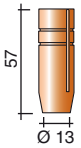	T 1	21-50	

			REF	
MC0032	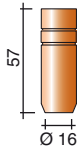	T 1	21-62	
MC0033	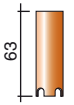	T 1	21-62 FAS	
MC0035		MEGA 2 MEGA 4 TMEGA 300 TMEGA 400 T 2 T 4	34CT	10
MC0039	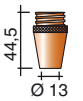	MEGA 2 MEGA 4 TMEGA 300 TMEGA 400 T 2 T 4	24CT-50S	10
MC0040		MEGA 2 MEGA 4 TMEGA 300 TMEGA 400 T 2 T 4	24CT-62S	10

All trademarks are of exclusive property of the respective companies. Data and images are indicative and may be changed in any time without notice.

MIG NOZZLES

			REF	
MC0041		MEGA 2 MEGA 4 TMEGA 300 TMEGA 400 T 2 T 4	24CT-75S	10
MC0042	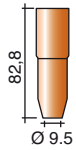	MEGA 2 MEGA 4 TMEGA 300 TMEGA 400 T 2 T 4	23-37	10
MC0043	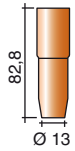	MEGA 2 MEGA 4 TMEGA 300 TMEGA 400 T 2 T 4	23-50	10
MC0044	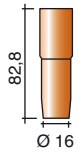	MEGA 2 MEGA 4 TMEGA 300 TMEGA 400 T 2 T 4	23-62	10
MC0109	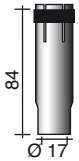	PLUS 36	-	10

			REF	
MC0110	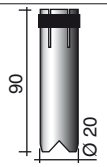	PLUS 36	-	10
MC0128	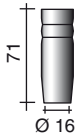	MAXI 250 MEGA 2	-	10
MC0129	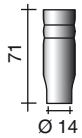	MAXI 250 MEGA 2	-	10
MC0133	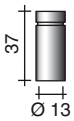	TOPS 100 V	-	10
MC0134	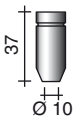	TOPS 100 V	-	10

			REF	
MC0135	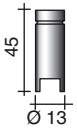	TOPS 100 V	-	10
MC0143	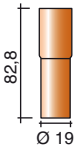	MEGA 2 MEGA 4 TMEGA 300 TMEGA 400 T 2 T 4	23-75	10
MC0145	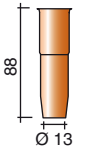	MEGA 2 MEGA 4 TMEGA 300 TMEGA 400 T 4	24A-50	10
MC0146	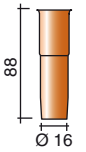	MEGA 2 MEGA 4 TMEGA 300 TMEGA 400 T 4	24A-62	10
MC0147	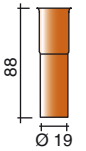	MEGA 2 MEGA 4 TMEGA 300 TMEGA 400 T 4	24A-75	10

All trademarks are of exclusive property of the respective companies. Data and images are indicative and may be changed in any time without notice.

MIG NOZZLES

Mig welding

			REF	
MC0234	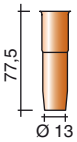	MEGA 2 TMEGA 300 T 2	22-50	10
MC0235	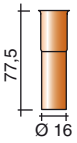	MEGA 2 TMEGA 300 T 2	22-62	10
MC0265	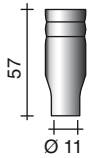	PLUS 25	-	10
MC0266	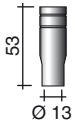	TOPS 140 V PLUS 14 PLUS 15	1450143	10
MC0267	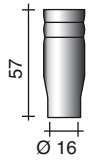	PLUS 25	1450124	10

			REF	
MC0268	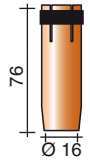	PLUS 26 PLUS 400 PLUS 500 PLUS 555 PLUS 600 PLUS 601	1450085	10
MC0276	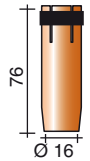	PLUS 26 PLUS 400 PLUS 500 Light	1450085	10
MC0290	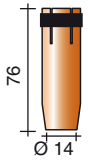	PLUS 26 PLUS 400 PLUS 500 PLUS 555 PLUS 600 PLUS 601	1450132	10
MC0291	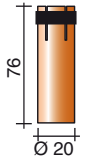	PLUS 26 PLUS 400 PLUS 500 PLUS 555 PLUS 600 PLUS 601	1450051	10
MC0292	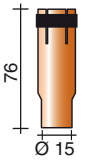	PLUS 26 PLUS 400 PLUS 500 PLUS 555 PLUS 600 PLUS 601	-	10

			REF	
MC0293	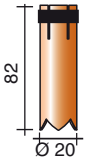	PLUS 26 PLUS 400 PLUS 500 PLUS 555 PLUS 600 PLUS 601	1450179	10
MC0298	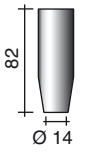	MAXI 350 MAXI 450 MAXI 4000 MEGA 4	-	10
MC0300	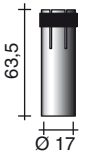	PLUS 24 PLUS 240	1450062	10
MC0301	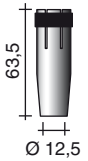	PLUS 24 PLUS 240	1450080	10
MC0302	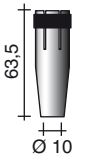	PLUS 24 PLUS 240	1450128	10

All trademarks are of exclusive property of the respective companies. Data and images are indicative and may be changed in any time without notice.

MIG NOZZLES

			REF	
MC0303	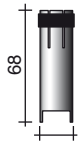	PLUS 24 PLUS 240	1450174	10
MC0315	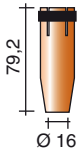	MAXI 6000	heavy duty	10
MC0316	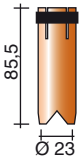	MAXI 6000	-	10
MC0317		MAXI 6000	-	10
MC0318	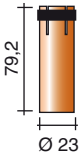	MAXI 6000	-	10

			REF	
MC0340	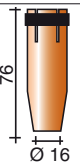	PLUS 26 PLUS 400 PLUS 500 PLUS 555 PLUS 600 PLUS 601	-	10
MC0345	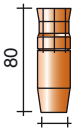	PLUS 505 TMAX 5001 TMAX 6001	-	5
MC0346	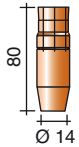	PLUS 505 TMAX 5001 TMAX 6001	-	5
MC0347	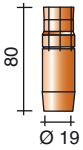	PLUS 505 TMAX 5001 TMAX 6001	-	5
MC0348	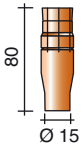	PLUS 505 TMAX 5001 TMAX 6001	-	5

			REF	
MC0415	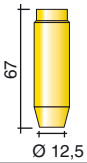	B 200 B 300 MEGA 4	4392	
MC0416	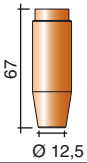	B 200 B 300 MEGA 4	4394	
MC0417	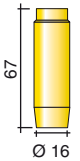	B 200 B 300 MEGA 4	4391	
MC0418	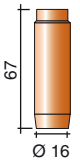	B 200 B 300 MEGA 4	4393	
MC0419	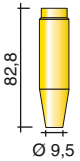	B 200 B 300 MEGA 4	4295	

All trademarks are of exclusive property of the respective companies. Data and images are indicative and may be changed in any time without notice.

MIG NOZZLES

Mig welding

		REF	
MC0420	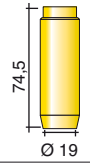	B 400 MEGA 4	4491	
MC0421	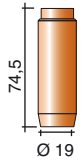	B 400 MEGA 4	4591	
MC0422		B 400 MEGA 4	4492	
MC0423		B 400 MEGA 4	4592	
MC0440	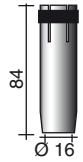	PLUS 36 Light	1450078	10
MC0527	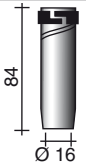	PLUS 36 Quick release	-	10

		REF	
MC0540	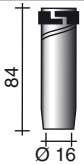	PLUS 36 Quick rel. - light	-	10
MC0568	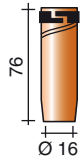	PLUS 26 PLUS 400 PLUS 500 PLUS 555 PLUS 600 Quick release	-	10
MC0576	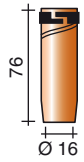	PLUS 26 PLUS 400 PLUS 500 PLUS 555 PLUS 600 Quick rel. - light	-	10

		REF	
MQ0130		MEGA 2 TMEGA 300 T 2	32	10
MQ0131		MEGA 4 TMEGA 400 T 4	34A	10



All trademarks are of exclusive property of the respective companies. Data and images are indicative and may be changed in any time without notice.


trafimet
your welding partner









BLISTERED SPARE PARTS

Mig welding

PLUS				Pcs X	X
15		FB0117P		3	10
25		ME0016P		3	10
36		MD0063P	M6x28	3	10
36		MD0131P	M6x32	3	10
36		MD0064P	M8x28	3	10
500		ME0076P	M8	3	10
15		EA0303P		5	10
25		EA0304P		5	10
36		ME0517P		5	10
500		ME0579P		5	10
500		FB1278P		7	10
15		MD0008P06	Ø 0.6/M6x25	10	10
15		MD0008P08	Ø 0.8/M6x25	10	10
15		MD0008P10	Ø 1.0/M6x25	10	10
25 - 36		MD0009P08	Ø 0.8/M6x28	10	10
25 - 36		MD0009P10	Ø 1.0/M6x28	10	10
25 - 36		MD0009P12	Ø 1.2/M6x28	10	10
25 - 36		MD0009P60	Ø 1.0/M6x28 Al	10	10
25 - 36		MD0009P62	Ø 1.2/M6x28 Al	10	10



All trademarks are of exclusive property of the respective companies. Data and images are indicative and may be changed in any time without notice.

BLISTERED SPARE PARTS

PLUS				Pcs X	X
36 - 500		MD0005P08	Ø 0.8/M8x30	7	10
36 - 500		MD0005P10	Ø 1.0/M8x30	7	10
36 - 500		MD0005P12	Ø 1.2/M8x30	7	10
36 - 500		MD0005P14	Ø 1.4/M8x30	7	10
36 - 500		MD0005P16	Ø 1.6/M8x30	7	10
36 - 500		MD0005P60	Ø 1.0/M8x30 Al	7	10
36 - 500		MD0005P62	Ø 1.2/M8x30 Al	7	10
36 - 500		MD0005P80	Ø 1.0/M8x30 CuCrZr	5	10
36 - 500		MD0005P82	Ø 1.2/M8x30 CuCrZr	5	10
36 - 500		MD0005P84	Ø 1.4/M8x30 CuCrZr	5	10
15		MC0017P	Ø 9.5 mm	3	10
15		MC0018P	Ø 12 mm	3	10
25		MC0023P	Ø 15 mm	3	10
36		MC0527P	Ø 16 mm	2	10
500		MC0291P	Ø 20 mm	2	10
500	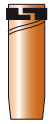	MC0568P	Ø 16 mm	2	10



EA1200



All trademarks are of exclusive property of the respective companies. Data and images are indicative and may be changed in any time without notice.

TPRO

Tig welding



La gamma di torce TPRO è la soluzione completa per gli utenti professionisti. I comandi digitali, nelle 3 versioni disponibili, consentono un controllo preciso del generatore senza staccare le mani dall'impugnatura La nuova impugnatura TPRO è stata disegnata coniugando design ed ergonomia, in relazione ad una riduzione dell'affaticamento nelle fasi operative. La copertura terminale in pelle garantisce inoltre una flessibilità unica, indispensabile per saldature precise e costanti. Tutte le torce TPRO sono fornite di serie con l'attacco TSK50. A richiesta altre soluzioni.

1. DUAL - 2 pulsanti
2. MULTI - Multifunzione con 4 pulsanti
3. DUAL RC - 2 pulsanti e potenziometro
4. Nuova impugnatura ergonomica colore grigio Tecnico con Grip anti-scivolo
5. Pulsante in gomma ad alto isolamento
6. Guaina esterna con alto isolamento, estremamente leggera e con inserto in pelle lato operatore
7. Tubi realizzati con materiali hi-tech ad alta resistenza e flessibilità
8. Cavo corrente raffreddato, con speciali caratteristiche di flessibilità, leggerezza ed alto isolamento.

TPRO torches range is the best solution for professionals users. Three available digital configurations allow a precise control of the power source directly from the torch without any interruption of the welding. New TPRO handle has been created combining design and ergonomic. This handle reduces the efforts during the welding operations.
The leather cover on the operator side grants flexibility necessary for a precise and constant welding. All TPRO torches are equipped with the TSK50 connection. Other connections are available on request.

1. DUAL - 2 switches
2. MULTI - Multifuction with 4 switches
3. DUAL RC - 2 switches and potentiometer
4. New ergonomic grey handle with grip that avoids sliding
5. Rubber trigger with high insulation
6. External cover with high insulation, extremely light and equipped with a leather cover on the operator side
7. Hi-tech cables with high resistance and flexibility
8. High cooling power cable, grants high flexibility, lightness and best possible insulation.

EN 60974-7

All trademarks are of exclusive property of the respective companies. Data and images are indicative and may be changed in any time without notice.

TPRO

Tig welding

La gamme de troches TPRO a été étudiée pour satisfaire les exigences des soudeurs TIG professionnels les plus exigeants. Les commandes digitales a bord de la poigné permettent le contrôle du générateur sans interrompre la soudure. De façon à s'adapter à tout type de générateur, nous avons réalisé trois versions différentes de commandes. Le désigne élégant et ergonomique de la poigné TPRO a été étudié pour réduire la fatigue de la main et du bras de l'operateur. Le terminale de la gaine en cuir donne une grande souplesse, indispensable pour des soudures élaborées et de grande précision. Toutes les torches TPRO sont équipées d'un connecteur de puissance type TSK50.

1. DUAL - Double gâchette
2. MULTI - 4 gâchette multifonction
3. DUAL RC - Double gâchette multifonction + potentiomètre
4. Nouvelle poigne ergonomique ave grip anti glissement
5. Couverture gâchette en caoutchouc isolent à forte intensité.
6. Guanine externe en caoutchouc et cuir à forte intensité d'isolation
7. Tuyaux de conduites réalisées avec des matériaux hi-tech à forte intensité d'isolation et grande flexibilité
8. Câble courent refroidi, réalisé avec des spécificités qui le rend particulièrement souple. La gaine de protection est en un matériau très souple et avec de caractéristiques de haute isolation électrique.

Für professionelle Anwendung sind die TPRO WIG Brenner die erste Wahl. Drei unterschiedlich konfigurierbaren Griff-schalen unterstützten eine präzise Steuerung der Stromquellen direkt von dem Brenner ohne Unterbrechung der Schweißprozesse. Die neue TPRO Griffschale verbindet Design und Ergonomie mit Funktionalität. Die notwendige Flexibilität für präzises und konstantes Schweißen wird durch den hochwertigen Lederansatz im Anwenderbereich gewährleistet. Alle TPRO Brenner sind mit einem TSK 50 Anschluss ausgestattet.
Weitere Anschlüsse sind auf Anfrage erhältlich.

1. DUAL - Doppeldruck
2. MULTI - Multifunktion mit 4 Tastern
3. DUAL RC - Doppeldruck mit Potentiometer
4. Neus ergonomisches Design mit seitlichen Grip für sicheres Handling
5. Gummitaster mit geschlossener Isolation
6. Schutzschlauch mit hohen Isolationswerten, extrem leicht und Lederschutz an der Bedienerseite
7. High-Flex Kabel , flexibel mit max. Belastbarkeit
8. Gekühlte High Flex Kabel garantieren hohe flexiblität, gute Isolation bei geringen Gewicht.

La gama de antorchas TPRO es la solución completa para el autentico profesional. El control digital, disponible en tres versiones, permite un control preciso del generador, sin quitar las manos de la empuñadura. La nueva empuñadura T-Pro ha sido diseñada combinando un diseño elegante y ergonómico, en relación a la reducción de la fatiga durante la operación. La cubierta final en cuero proporciona una flexibilidad única, que es esencial para una soldadura precisa y constante. Todas las antorchas T-Pro se suministran con el borne TSK50. Se pueden solicitar otras opciones.

1. DUAL - 2 pulsadores
2. MULTI - Multifunción con 4 pulsadores
3. DUAL RC - 2 pulsadores y potenciómetro
4. Nueva empuñadura ergonómica de color gris Técnica de Grip antideslizante
5. Pulsador en goma con alto aislamiento
6. Cubierta exterior con alto aislamiento, extremadamente ligero y con un inserto de cuero en el lado del operario
7. Los tubos fabricados con materiales de alta tecnología con alta resistencia y flexibilidad
8. Cable corriente refrigerado, con características especiales de flexibilidad, peso ligero y alto aislamiento.

TPRO serisi torçlar profesyonel kullanıcılar için en iyi çözümdür. Üç değişik dijital model ile kaynakta bir kesinti olmaksızın, torç üzerinden kaynak makinesini hassas bir şekilde kontrol imkanı sağlar. TPRO kabza dizayn ve ergonomi ön plana alınarak tasarlanmıştır. Bu kabza, kaynakçının kaynak esnasında daha az efor sarfetmesini sağlayarak yorulmasını engeller.
Kabzadan sonra yer alan deri kılıf torca esneklik kazandırarak kusursuz ve kesintisiz bir kaynak sağlar. Tüm TPRO torçlar standard olarak TSK50 bağlantı fişi ile birlikte üretilmiştir. Diğer bağlantı şekilleri de mevcut olup, talebe göre uygulanmaktadır.

1. DUAL - 2 switch
2. MULTI - Multifonksiyonlu 4 switch
3. DUAL RC - 2 switch ve potansiyometre
4. Elden kaymayı önleyici yeni ergonomik gri grip kabza
5. Yüksek izolasyonlu kauçuk tetik butonu
6. Yüksek izolasyonlu dış kılıf, kabza tarafında kullanılan ultra hafif deri kılıf
7. Yüksek teknoloji ürünü, dirençli ve esnek kablolar
8. Çabuk soğuyabilen akım kablosu, mükemmel esneklik, hafiflik ve yüksek izolasyonu garanti eder.

EN 60974-7

All trademarks are of exclusive property of the respective companies. Data and images are indicative and may be changed in any time without notice.

TPRO 9

Tig welding

DUAL	HA2407-00	4m	TSK50 - 1/4 G
	HA2807-00	8m	TSK50 - 1/4 G
DUAL flex	HB2407-00	4m	TSK50 - 1/4 G
	HB2807-00	8m	TSK50 - 1/4 G
MULTI	HA7407-00	4m	TSK50 - 1/4 G
	HA7807-00	8m	TSK50 - 1/4 G
MULTI flex	HB7407-00	4m	TSK50 - 1/4 G
	HB7807-00	8m	TSK50 - 1/4 G

4 - 8 m

0.45 Kg

1 m

V peak	113
X 35%	110A DC 95A AC

Argon

Ø mm 0.5 ÷ 1.6



MULTI

DUAL

HI-FLEX

TSK 50-1/4G

- Disponibile con impugnatura ERGOTIG
- Available with ERGOTIG handle
- Lieferbar mit ERGOTIG handel
- Disponible avec poignee ERGOTIG
- Disponible con mango ERGOTIG
- ERGOTIG kabza ile uyumludur
- доступно для рукояток ERGOTIG

EN 60974-7

All trademarks are of exclusive property of the respective companies. Data and images are indicative and may be changed in any time without notice.

BW0063	BW0064	BW0065



EA0129

Standard



Ø	COD.	REF.
0,5	TD0003-05	13N20
1,0	TD0003-10	13N21
1,6	TD0003-16	13N22
2,0	TD0003-20	
2,4	TD0003-24	13N23
3,2	TD0003-32	13N24

TQ0001



Ø	COD.	REF.
0,5	TE0003-05	13N25
1,0	TE0003-10	13N26
1,6	TE0003-16	13N27
2,0	TE0003-20	
2,4	TE0003-24	13N28
3,2	TE0003-32	13N29

TC0012	TC0013	TC00096	TC0097	TC0098
Ø 6.4	Ø 8	Ø 6.5	Ø 8	Ø 9.5

TC0014	TC0015	TC0101	TC0102	TC0103
Ø 9.8	Ø 11.2	Ø 6.5	Ø 8	Ø 6.5

TC0016	TC0017
Ø 12.7	Ø 15.7

Jumbo

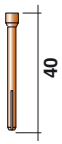

Ø	COD.
1,6	TD0088-16
2,4	TD0088-24
3,2	TD0088-32

TQ0026



Ø	COD.
1,6	TE0088-16
2,4	TE0088-24
3,2	TE0088-32

TC0118	TC0119	TC0120
Ø 12.7	Ø 15.7	Ø 19.5

Gas Lens



Ø	COD.	REF.
0,5	TD0003-05	13N20
etc.	etc.	etc.

TQ0001





Ø	COD.	REF.
0,5	TE0005-05	45V41
1,0	TE0005-10	45V42
1,6	TE0005-16	45V43
2,4	TE0005-24	45V44
3,2	TE0005-32	45V45

TC0041	TC0042	TC0043
Ø 6.4	Ø 8	Ø 9.8

TC0044	TC0045
Ø 11.2	Ø 12.7

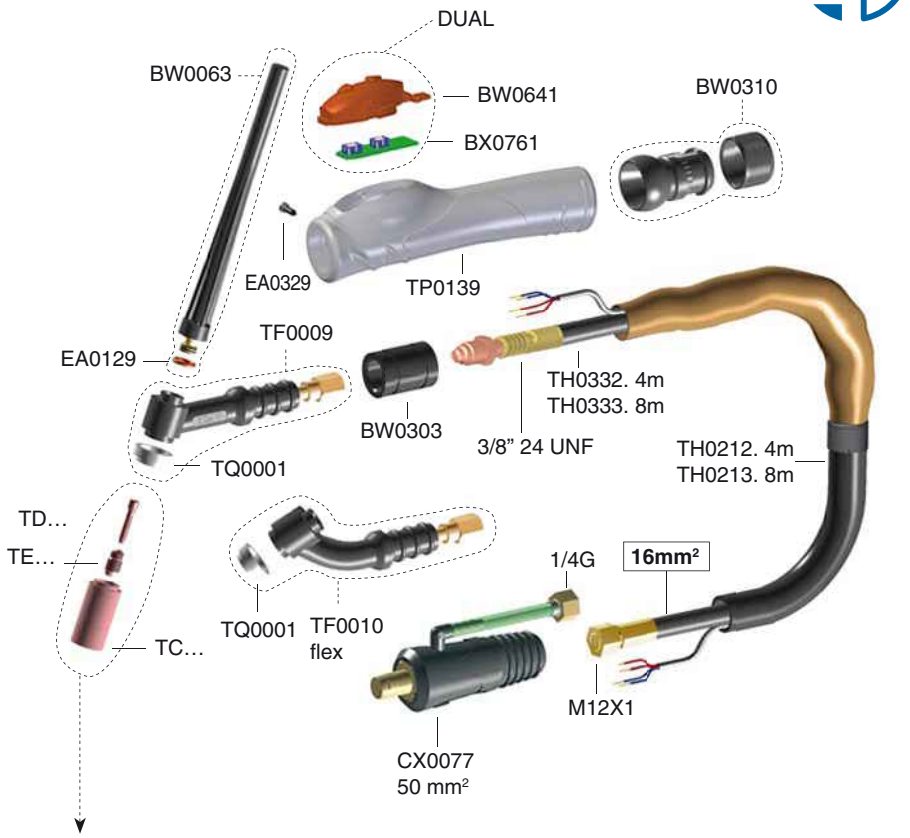

Spare parts kit not included



TT0101	Ø 1,6 Thor.
TT0102	Ø 2,4 Thor.

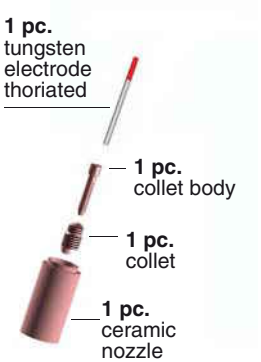

MULTI

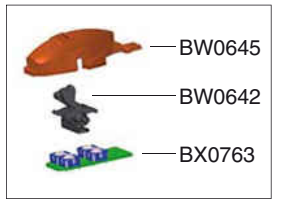

Copyright © 2012 Trafimet Spa
Edition 08/2012

All trademarks are of exclusive property of the respective companies.
Data and images are indicative and may be changed in any time without notice.

TPRO 17

Tig welding

DUAL	HF2407-00	4m	TSK50 - 1/4 G
	HF2807-00	8m	TSK50 - 1/4 G
DUAL flex	HG2407-00	4m	TSK50 - 1/4 G
	HG2807-00	8m	TSK50 - 1/4 G
MULTI	HF7407-00	4m	TSK50 - 1/4 G
	HF7807-00	8m	TSK50 - 1/4 G
MULTI flex	HG7407-00	4m	TSK50 - 1/4 G
	HG7807-00	8m	TSK50 - 1/4 G

4-8 m

0.55 Kg

1 m

V peak	113
X 35%	140A DC 125A AC
Argon	
Ø mm	0.5 ÷ 2.4



MULTI



HI-FLEX

DUAL

TSK 50-1/4G

Disponibile con impugnatura ERGOTIG

Available with ERGOTIG handle

Lieferbar mit ERGOTIG handel

Disponible avec poignee ERGOTIG

Disponible con mango ERGOTIG

ERGOTIG kabza ile uyumludur

доступно для рукояток ERGOTIG

EN 60974-7

All trademarks are of exclusive property of the respective companies. Data and images are indicative and may be changed in any time without notice.

BW0066	BW0056	BW0067



EA0130

Standard

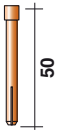

TQ0002

Ø	COD.	REF.
0,5	TD0001-05	10N20
1,0	TD0001-10	10N22
1,6	TD0001-16	10N23
2,0	TD0001-20	
2,4	TD0001-24	10N24
3,2	TD0001-32	10N25
4,0	TD0001-40	54N20
4,8	TD0001-48	30028



Ø	COD.	REF.
0,5	TE0001-05	10N29
1,0	TE0001-10	10N30
1,6	TE0001-16	10N31
2,0	TE0001-20	-
2,4	TE0001-24	10N32
3,2	TE0001-32	10N28
4,0	TE0001-40	406488
4,8	TE0001-48	30126

TC0002	TC0003	TC0004	TC0005	TC0006

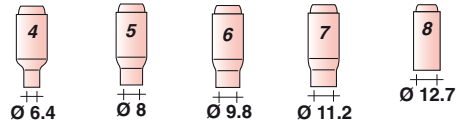

TC0007	TC0008	TC0091	TC0092	TC0093

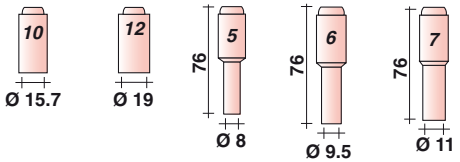

Jumbo

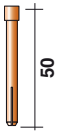

TQ0027

Ø	COD.	REF.
0,5	TD0001-05	10N20
etc.	etc.	etc.

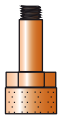

Ø	COD.	REF.
1,6	TE0009-16	45V16
2,4	TE0009-24	45V64
3,2	TE0009-32	-
4,0	TE0009-40	45V63

TC0118	TC0119	TC0120

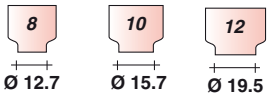

Gas Lens



Ø	COD.
1,0	TD0022-10
1,6	TD0022-16
2,4	TD0022-24
3,2	TD0022-32
4,0	TD0022-40

TQ0003



Ø	COD.	REF.
0,5	TE0006-05	45V41
1,0	TE0006-10	45V42
1,6	TE0006-16	45V43
2,4	TE0006-24	45V44
3,2	TE0006-32	45V45

TC0031	TC0032	TC0033	TC0034	TC0035

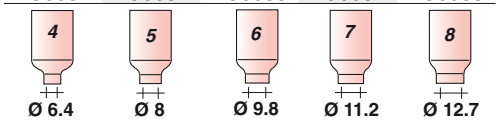

TC0036	TC0037	TC0086	TC0087	TC0088

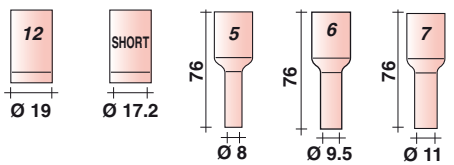

MULTI

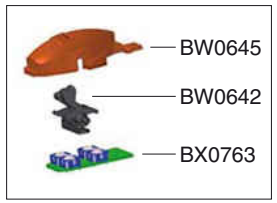

Spare parts kit not included



TT0103	Ø 1,6 Thor.
TT0104	Ø 2,4 Thor.
TT0105	Ø 3,2 Thor.

kit stubby Gas Lens

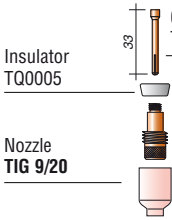

	Ø		Ø
TD0095-16	1,6	TE0095-16	1,6
TD0095-20	2,0	TE0095-20	2,0
TD0095-24	2,4	TE0095-24	2,4
TD0095-32	3,2	TE0095-32	3,2

kit stubby

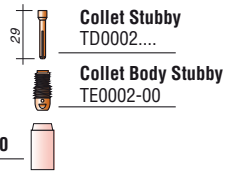

	Ø
TD0002-10	1,0
TD0002-16	1,6
TD0002-20	2,0
TD0002-24	2,4
TD0002-32	3,2

Copyright © 2012 Trafimet Spa
Edition 08/2012

All trademarks are of exclusive property of the respective companies.
Data and images are indicative and may be changed in any time without notice.

TPRO 18

Tig welding

DUAL	HR2410-00	4m	TSK50 - 1/4 G
	HR2810-00	8m	TSK50 - 1/4 G
DUAL flex	HS2410-00	4m	TSK50 - 1/4 G
	HS2810-00	8m	TSK50 - 1/4 G
MULTI	HR7410-00	4m	TSK50 - 1/4 G
	HR7810-00	8m	TSK50 - 1/4 G
MULTI flex	HS7410-00	4m	TSK50 - 1/4 G
	HS7810-00	8m	TSK50 - 1/4 G

4-8 m

0.90 Kg

1 m

V peak	113		Argon	Ø mm	0.5 ÷ 4.0
X 100%	320A DC 270A AC		4 bar		1.5 l/min



MULTI



HI-FLEX

DUAL



- Disponibile con impugnatura ERGOTIG
- Available with ERGOTIG handle
- Lieferbar mit ERGOTIG handel
- Disponible avec poignee ERGOTIG
- Disponible con mango ERGOTIG
- ERGOTIG kabza ile uyumludur
- доступно для рукояток ERGOTIG



TSK 50-1/4G

EN 60974-7

All trademarks are of exclusive property of the respective companies. Data and images are indicative and may be changed in any time without notice.

BW0066	BW0056	BW0067



EA0130

Standard

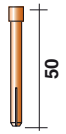

TQ0002

Ø	COD.	REF.
0,5	TD0001-05	10N20
1,0	TD0001-10	10N22
1,6	TD0001-16	10N23
2,0	TD0001-20	
2,4	TD0001-24	10N24
3,2	TD0001-32	10N25
4,0	TD0001-40	54N20
4,8	TD0001-48	30028



Ø	COD.	REF.
0,5	TE0001-05	10N29
1,0	TE0001-10	10N30
1,6	TE0001-16	10N31
2,0	TE0001-20	-
2,4	TE0001-24	10N32
3,2	TE0001-32	10N28
4,0	TE0001-40	406488
4,8	TE0001-48	30126

TC0002	TC0003	TC0004	TC0005	TC0006
4 Ø 6.4	5 Ø 8	6 Ø 9.8	7 Ø 11.2	8 Ø 12.7

TC0007	TC0008	TC0091	TC0092	TC0093
10 Ø 15.7	12 Ø 19	5 76 Ø 8	6 76 Ø 9.5	7 76 Ø 11

Jumbo

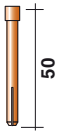

TQ0027

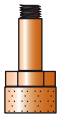

Ø	COD.	REF.
0,5	TD0001-05	10N20
etc.	etc.	etc.

Ø	COD.	REF.
1,6	TE0009-16	45V16
2,4	TE0009-24	45V64
3,2	TE0009-32	-
4,0	TE0009-40	45V63

TC0118	TC0119	TC0120
8 Ø 12.7	10 Ø 15.7	12 Ø 19.5

Gas Lens



TQ0003

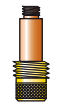

Ø	COD.
1,0	TD0022-10
1,6	TD0022-16
2,4	TD0022-24
3,2	TD0022-32
4,0	TD0022-40

Ø	COD.	REF.
0,5	TE0006-05	45V41
1,0	TE0006-10	45V42
1,6	TE0006-16	45V43
2,4	TE0006-24	45V44
3,2	TE0006-32	45V45

TC0031	TC0032	TC0033	TC0034	TC0035
4 Ø 6.4	5 Ø 8	6 Ø 9.8	7 Ø 11.2	8 Ø 12.7

TC0036	TC0037	TC0086	TC0087	TC0088
12 Ø 19	SHORT Ø 17.2	5 76 Ø 8	6 76 Ø 9.5	7 76 Ø 11

MULTI

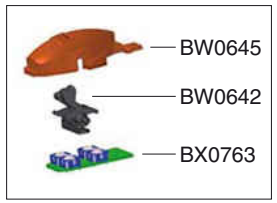

Spare parts kit not included



TT0103	Ø 1,6 Thor.
TT0104	Ø 2,4 Thor.
TT0105	Ø 3,2 Thor.

kit stubby Gas Lens

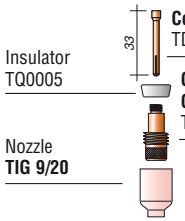

	Ø		Ø
TD0095-16	1,6	TE0095-16	1,6
TD0095-20	2,0	TE0095-20	2,0
TD0095-24	2,4	TE0095-24	2,4
TD0095-32	3,2	TE0095-32	3,2

kit stubby



	Ø
TD0002-10	1,0
TD0002-16	1,6
TD0002-20	2,0
TD0002-24	2,4
TD0002-32	3,2

Copyright © 2012 Trafimet Spa
Edition 08/2012

All trademarks are of exclusive property of the respective companies.
Data and images are indicative and may be changed in any time without notice.

TPRO **Super 18**

Tig welding

H12410-00	4m	TSK50 - 1/4 G
H12810-00	8m	TSK50 - 1/4 G
H17410-00	4m	TSK50 - 1/4 G
H17810-00	8m	TSK50 - 1/4 G

DUAL

MULTI

4-8 m

0.90 Kg

1 m

V peak	113	Argon	Ø mm 0.5 ÷ 4.0
X 100%	400A DC 300A AC	4 bar	1.5 l/min



MULTI

DUAL

HI-FLEX

TSK 50-1/4G

Disponibile con impugnatura ERGOTIG

Available with ERGOTIG handle

Lieferbar mit ERGOTIG handel

Disponible avec poignee ERGOTIG

Disponible con mango ERGOTIG

ERGOTIG kabza ile uyumludur

доступно для рукояток ERGOTIG

EN 60974-7

All trademarks are of exclusive property of the respective companies. Data and images are indicative and may be changed in any time without notice.

EA0130

BW0066	BW0056	BW0067



Standard

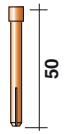

Ø	COD.	REF.
0,5	TD0001-05	10N20
1,0	TD0001-10	10N22
1,6	TD0001-16	10N23
2,0	TD0001-20	
2,4	TD0001-24	10N24
3,2	TD0001-32	10N25
4,0	TD0001-40	54N20
4,8	TD0001-48	30028

TQ0002





Ø	COD.	REF.
0,5	TE0001-05	10N29
1,0	TE0001-10	10N30
1,6	TE0001-16	10N31
2,0	TE0001-20	-
2,4	TE0001-24	10N32
3,2	TE0001-32	10N28
4,0	TE0001-40	406488
4,8	TE0001-48	30126

TC0002	TC0003	TC0004	TC0005	TC0006
4 Ø 6.4	5 Ø 8	6 Ø 9.8	7 Ø 11.2	8 Ø 12.7

TC0007	TC0008	TC0091	TC0092	TC0093
10 Ø 15.7	12 Ø 19	5 76 Ø 8	6 76 Ø 9.5	7 76 Ø 11

Jumbo

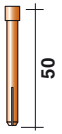

Ø	COD.	REF.
0,5	TD0001-05	10N20
etc.	etc.	etc.

TQ0027



Ø	COD.	REF.
1,6	TE0009-16	45V16
2,4	TE0009-24	45V64
3,2	TE0009-32	-
4,0	TE0009-40	45V63

TC0118	TC0119	TC0120
8 Ø 12.7	10 Ø 15.7	12 Ø 19.5

Gas Lens



Ø	COD.
1,0	TD0022-10
1,6	TD0022-16
2,4	TD0022-24
3,2	TD0022-32
4,0	TD0022-40

TQ0003



Ø	COD.	REF.
0,5	TE0006-05	45V41
1,0	TE0006-10	45V42
1,6	TE0006-16	45V43
2,4	TE0006-24	45V44
3,2	TE0006-32	45V45

TC0031	TC0032	TC0033	TC0034	TC0035
4 Ø 6.4	5 Ø 8	6 Ø 9.8	7 Ø 11.2	8 Ø 12.7

TC0036	TC0037	TC0086	TC0087	TC0088
12 Ø 19	SHORT Ø 17.2	5 76 Ø 8	6 76 Ø 9.5	7 76 Ø 11

Trigger multi

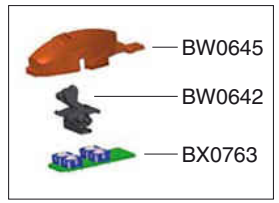

Spare parts kit not included



TT0103	Ø 1,6 Thor.
TT0104	Ø 2,4 Thor.
TT0105	Ø 3,2 Thor.

kit stubby Gas Lens

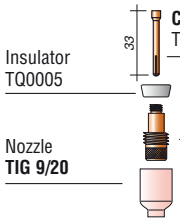

	Ø		Ø
TD0095-16	1,6	TE0095-16	1,6
TD0095-20	2,0	TE0095-20	2,0
TD0095-24	2,4	TE0095-24	2,4
TD0095-32	3,2	TE0095-32	3,2

kit stubby



	Ø
TD0002-10	1,0
TD0002-16	1,6
TD0002-20	2,0
TD0002-24	2,4
TD0002-32	3,2

Copyright © 2012 Trafimet Spa
Edition 08/2012

All trademarks are of exclusive property of the respective companies.
Data and images are indicative and may be changed in any time without notice.

TPRO 20

Tig welding

DUAL	HV2410-00	4m	TSK50 - 1/4 G
	HV2810-00	8m	TSK50 - 1/4 G
DUAL flex	HU2410-00	4m	TSK50 - 1/4 G
	HU2810-00	8m	TSK50 - 1/4 G
MULTI	HV7410-00	4m	TSK50 - 1/4 G
	HV7810-00	8m	TSK50 - 1/4 G
MULTI flex	HU7410-00	4m	TSK50 - 1/4 G
	HU7810-00	8m	TSK50 - 1/4 G

4 - 8 m

0.85 Kg

1 m

V peak	113		Argon	Ø mm	0.5 ÷ 3.2
X 100%	250A DC 220A AC		4 bar		1 l/min



MULTI





HI-FLEX

DUAL



TSK 50-1/4G

- Disponibile con impugnatura ERGOTIG
- Available with ERGOTIG handle
- Lieferbar mit ERGOTIG handel
- Disponible avec poignee ERGOTIG
- Disponible con mango ERGOTIG
- ERGOTIG kabza ile uyumludur
- доступно для рукояток ERGOTIG

EN 60974-7

All trademarks are of exclusive property of the respective companies. Data and images are indicative and may be changed in any time without notice.

BW0063	BW0064	BW0065



EA0129

Standard



Ø	COD.	REF.
0,5	TD0003-05	13N20
1,0	TD0003-10	13N21
1,6	TD0003-16	13N22
2,0	TD0003-20	
2,4	TD0003-24	13N23
3,2	TD0003-32	13N24

TQ0001



Ø	COD.	REF.
0,5	TE0003-05	13N25
1,0	TE0003-10	13N26
1,6	TE0003-16	13N27
2,0	TE0003-20	
2,4	TE0003-24	13N28
3,2	TE0003-32	13N29

TC0012	TC0013	TC00096	TC0097	TC0098
Ø 6.4	Ø 8	Ø 6.5	Ø 8	Ø 9.5

TC0014	TC0015	TC0101	TC0102	TC0103
Ø 9.8	Ø 11.2	Ø 6.5	Ø 8	Ø 6.5

TC0016	TC0017
Ø 12.7	Ø 15.7

Jumbo

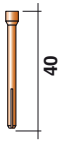

Ø	COD.
1,6	TD0088-16
2,4	TD0088-24
3,2	TD0088-32

TQ0026



Ø	COD.
1,6	TE0088-16
2,4	TE0088-24
3,2	TE0088-32

TC0118	TC0119	TC0120
Ø 12.7	Ø 15.7	Ø 19.5

Gas Lens



Ø	COD.	REF.
0,5	TD0003-05	13N20
etc.	etc.	etc.

TQ0001



Ø	COD.	REF.
0,5	TE0005-05	45V41
1,0	TE0005-10	45V42
1,6	TE0005-16	45V43
2,4	TE0005-24	45V44
3,2	TE0005-32	45V45

TC0041	TC0042	TC0043
Ø 6.4	Ø 8	Ø 9.8

TC0044	TC0045
Ø 11.2	Ø 12.7

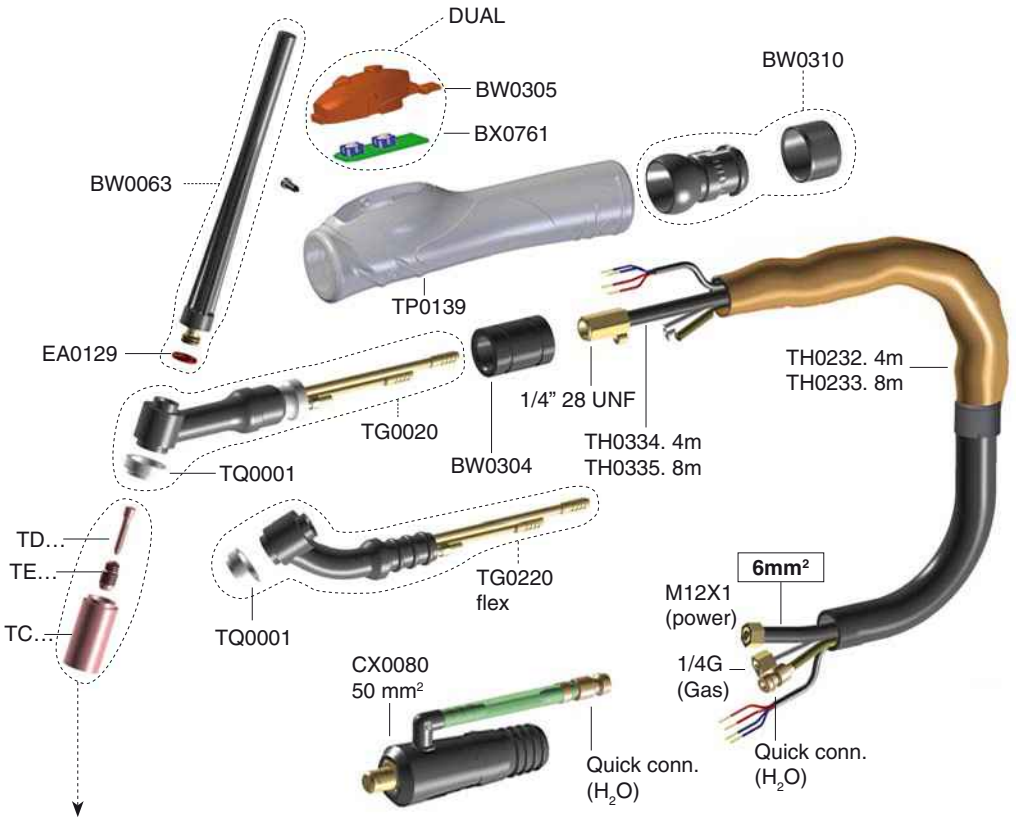

Spare parts kit not included



TT0101	Ø 1,6 Thor.
TT0102	Ø 2,4 Thor.

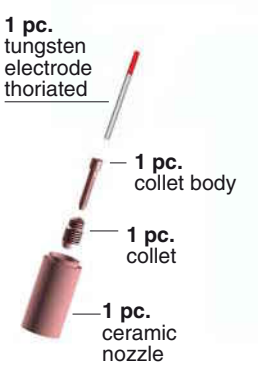

MULTI

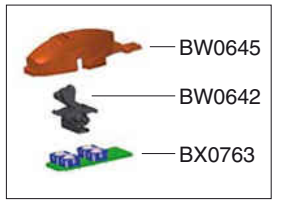

Copyright © 2012 Trafimet Spa
Edition 08/2012

All trademarks are of exclusive property of the respective companies.
Data and images are indicative and may be changed in any time without notice.

TPRO **Super 20**

Tig welding

DUAL	H62410-00	4m	TSK50 - 1/4 G
	H62810-00	8m	TSK50 - 1/4 G
MULTI	H67410-00	4m	TSK50 - 1/4 G
	H67810-00	8m	TSK50 - 1/4 G

4- 8 m

0.85 Kg

1 m

V peak	113	Argon	Ø mm 0.5 ÷ 3.2
X 100%	320A DC 250A AC	4 bar	1,5 l/min



MULTI



HI-FLEX

DUAL

TSK 50-1/4G



- Disponibile con impugnatura ERGOTIG
- Available with ERGOTIG handle
- Lieferbar mit ERGOTIG handel
- Disponible avec poignee ERGOTIG
- Disponible con mango ERGOTIG
- ERGOTIG kabza ile uyumludur
- доступно для рукояток ERGOTIG

EN 60974-7

All trademarks are of exclusive property of the respective companies. Data and images are indicative and may be changed in any time without notice.

BW0063	BW0064	BW0065

EA0129

Standard

Ø	COD.	REF.
0,5	TD0003-05	13N20
1,0	TD0003-10	13N21
1,6	TD0003-16	13N22
2,0	TD0003-20	
2,4	TD0003-24	13N23
3,2	TD0003-32	13N24

TQ0001

Ø	COD.	REF.
0,5	TE0003-05	13N25
1,0	TE0003-10	13N26
1,6	TE0003-16	13N27
2,0	TE0003-20	
2,4	TE0003-24	13N28
3,2	TE0003-32	13N29

TC0012	TC0013	TC00096	TC0097	TC0098
4 Ø 6.4	5 Ø 8	4 Ø 6.5	5 Ø 8	6 Ø 9.5
TC0014	**TC0015**	**TC0101**	**TC0102**	**TC0103**
6 Ø 9.8	7 Ø 11.2	4 Ø 6.5	5 Ø 8	4 Ø 6.5
TC0016	**TC0017**			
8 Ø 12.7	10 Ø 15.7			

Jumbo

Ø	COD.
1,6	TD0088-16
2,4	TD0088-24
3,2	TD0088-32

TQ0026

Ø	COD.
1,6	TE0088-16
2,4	TE0088-24
3,2	TE0088-32

TC0118	TC0119	TC0120
8 Ø 12.7	10 Ø 15.7	12 Ø 19.5

Gas Lens

Ø	COD.	REF.
0,5	TD0003-05	13N20
etc.	etc.	etc.

TQ0001

Ø	COD.	REF.
0,5	TE0005-05	45V41
1,0	TE0005-10	45V42
1,6	TE0005-16	45V43
2,4	TE0005-24	45V44
3,2	TE0005-32	45V45

TC0041	TC0042	TC0043
4 Ø 6.4	5 Ø 8	6 Ø 9.8
TC0044	**TC0045**	
7 Ø 11.2	8 Ø 12.7	

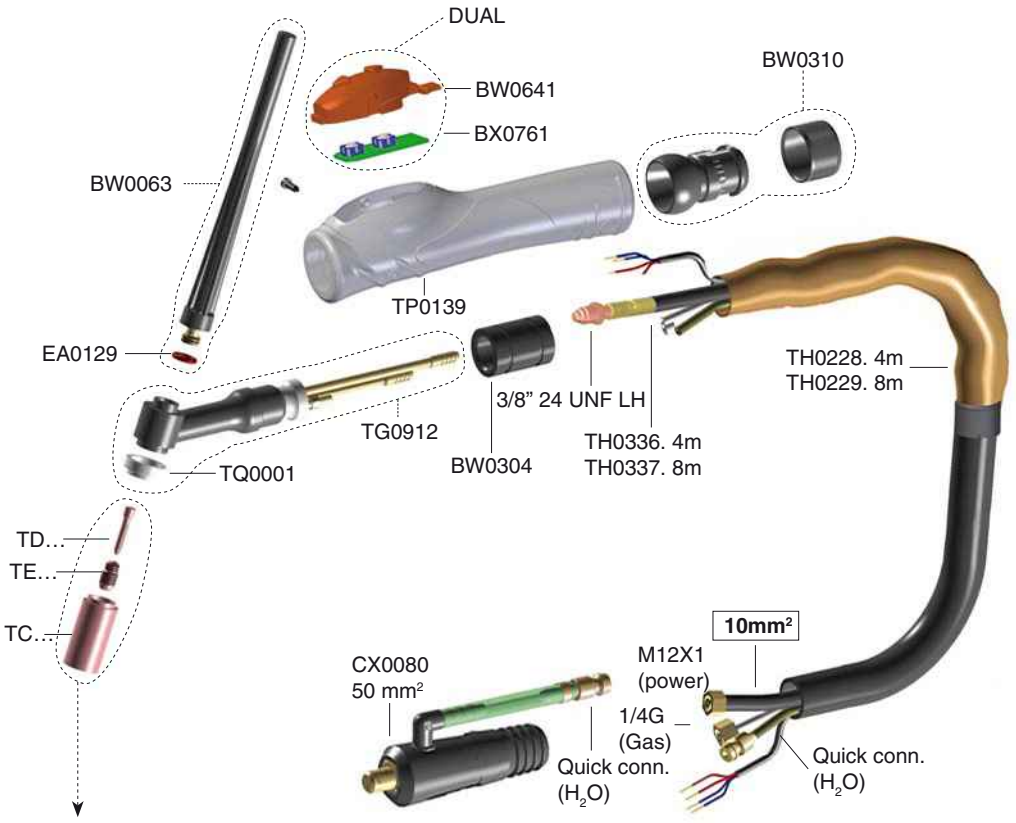

Spare parts kit not included



TT0101	Ø 1,6 Thor.
TT0102	Ø 2,4 Thor.

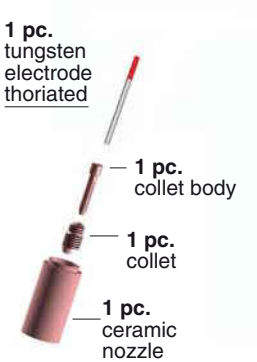

MULTI

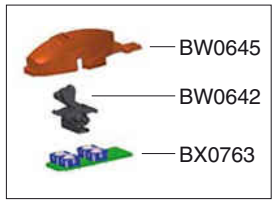

Copyright © 2012 Trafimet Spa
Edition 08/2012

All trademarks are of exclusive property of the respective companies.
Data and images are indicative and may be changed in any time without notice.

TPRO **24**

Tig welding

DUAL	HP2407-00	4m	TSK50 - 1/4 G
	HP2807-00	8m	TSK50 - 1/4 G
DUAL flex	HQ2407-00	4m	TSK50 - 1/4 G
	HQ2807-00	8m	TSK50 - 1/4 G
MULTI	HP7407-00	4m	TSK50 - 1/4 G
	HP7807-00	8m	TSK50 - 1/4 G
MULTI flex	HQ7407-00	4m	TSK50 - 1/4 G
	HQ7807-00	8m	TSK50 - 1/4 G

4-8 m

0.45 Kg

1 m

V peak	113		Argon	Ø mm	0.5 ÷ 2.4
X 35%	110A DC 95A AC				



MULTI



DUAL

HI-FLEX

TSK 50-1/4G



- Disponibile con impugnatura ERGOTIG
- Available with ERGOTIG handle
- Lieferbar mit ERGOTIG handel
- Disponible avec poignee ERGOTIG
- Disponible con mango ERGOTIG
- ERGOTIG kabza ile uyumludur
- доступно для рукояток ERGOTIG

EN 60974-7

All trademarks are of exclusive property of the respective companies. Data and images are indicative and may be changed in any time without notice.

Standard

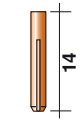

Ø	COD.	REF.
0,5	TD0004-05	53N15
1,0	TD0004-10	53N16
1,6	TD0004-16	53N14
2,4	TD0004-24	24C332

TQ0004





Ø	COD.
0,5	TE0004-05
1,0	TE0004-10
1,6	TE0004-16
2,4	TE0004-24

TC0021	TC0022
	
Ø 4	Ø 6.4

TC0023	TC0024
	
Ø 8	Ø 9.8

TC0027	TC0028
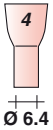	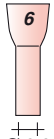
Ø 6.4	Ø 9.8

Gas Lens



Ø	COD.	REF.
0,5	TD0005-05	53N62
1,0	TD0005-10	53N63
1,6	TD0005-16	53N64
2,4	TD0005-24	24GLC332

TQ0024





Ø	COD.	REF.
0,5	TE0005-05	45V41
1,0	TE0005-10	45V42
1,6	TE0005-16	45V43
2,4	TE0005-24	45V44
3,2	TE0005-32	45V45

TC0041	TC0042
	
Ø 6.4	Ø 8

TC0043	TC0044
	
Ø 9.8	Ø 11.2

TC0045

Ø 12.7

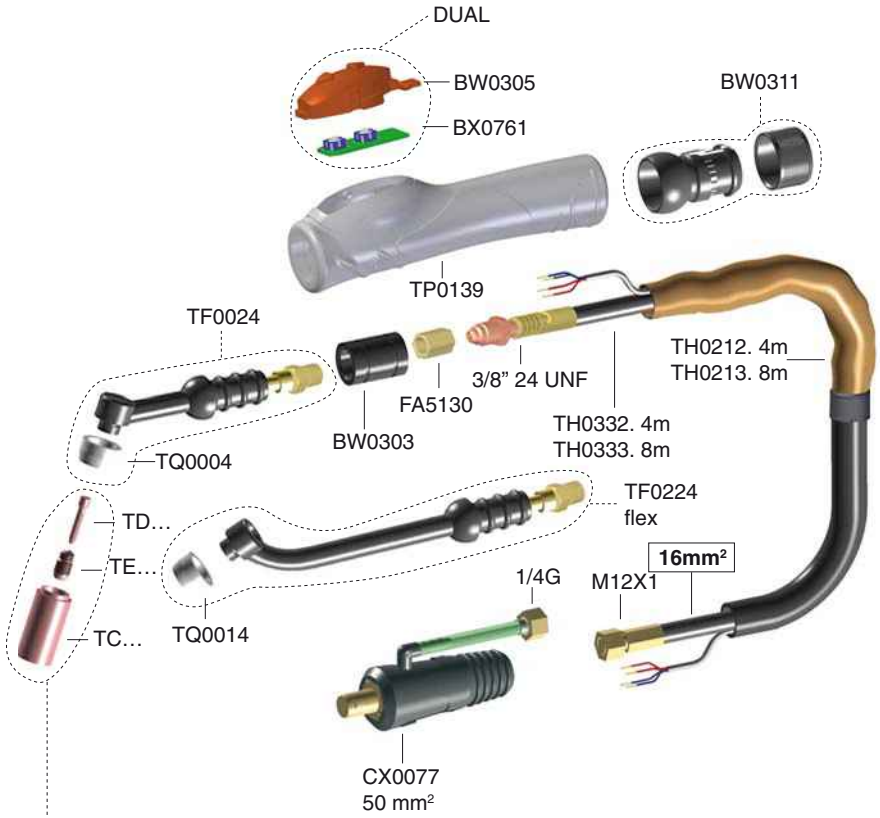

Spare parts kit not included



TT0203	Ø 1,6 Thor.
TT0204	Ø 2,4 Thor.

Electrodes

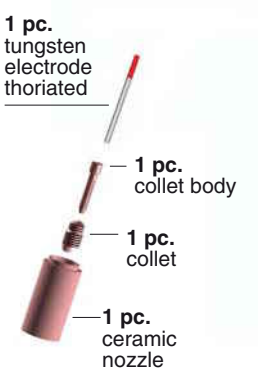

MULTI

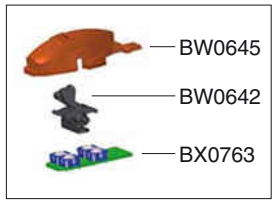

Copyright © 2012 Trafimet Spa
Edition 08/2012

All trademarks are of exclusive property of the respective companies.
Data and images are indicative and may be changed in any time without notice.

trafimet welding & cutting

TPRO **24W**

Tig welding

DUAL	HY2410-00	4m	TSK50 - 1/4 G
	HY2810-00	8m	TSK50 - 1/4 G
DUAL flex	HZ2410-00	4m	TSK50 - 1/4 G
	HZ2810-00	8m	TSK50 - 1/4 G
MULTI	HY7410-00	4m	TSK50 - 1/4 G
	HY7810-00	8m	TSK50 - 1/4 G
MULTI flex	HZ7410-00	4m	TSK50 - 1/4 G
	HZ7810-00	8m	TSK50 - 1/4 G

4-8 m

0.45 Kg

1 m

V peak	113		Argon	Ø mm	0.5 ÷ 1.6
X 35%	110A DC 95A AC				



MULTI





DUAL

HI-FLEX



TSK 50-1/4G



- Disponibile con impugnatura ERGOTIG
- Available with ERGOTIG handle
- Lieferbar mit ERGOTIG handel
- Disponible avec poignee ERGOTIG
- Disponible con mango ERGOTIG
- ERGOTIG kabza ile uyumludur
- доступно для рукояток ERGOTIG

EN 60974-7

All trademarks are of exclusive property of the respective companies. Data and images are indicative and may be changed in any time without notice.

Standard

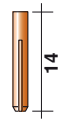

TQ0004

Ø	COD.	REF.
0,5	TD0004-05	53N15
1,0	TD0004-10	53N16
1,6	TD0004-16	53N14
2,4	TD0004-24	24C332



Ø	COD.
0,5	TE0004-05
1,0	TE0004-10
1,6	TE0004-16
2,4	TE0004-24

TC0021



Ø 4

TC0022



Ø 6.4

TC0023



Ø 8

TC0024



Ø 9.8

TC0027

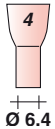

Ø 6.4

TC0028

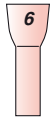

Ø 9.8

Gas Lens

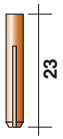

TQ0024

Ø	COD.	REF.
0,5	TD0005-05	53N62
1,0	TD0005-10	53N63
1,6	TD0005-16	53N64
2,4	TD0005-24	24GLC332



Ø	COD.	REF.
0,5	TE0005-05	45V41
1,0	TE0005-10	45V42
1,6	TE0005-16	45V43
2,4	TE0005-24	45V44
3,2	TE0005-32	45V45

TC0041



Ø 6.4

TC0042



Ø 8

TC0043



Ø 9.8

TC0044



Ø 11.2

TC0045

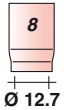

Ø 12.7

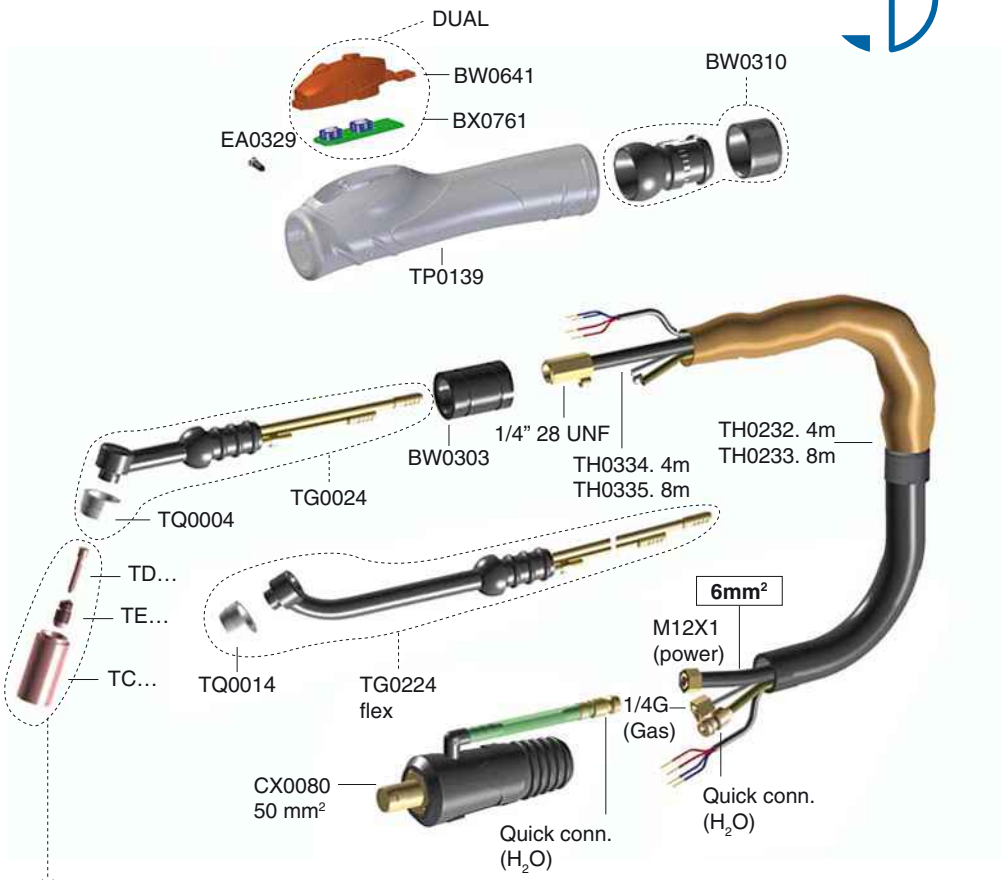

Spare parts kit not included



TT0203	Ø 1,6 Thor.
TT0204	Ø 2,4 Thor.

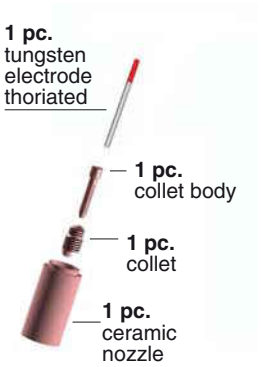

MULTI

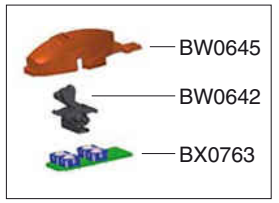

Copyright © 2012 Trafimet Spa
Edition 08/2012

All trademarks are of exclusive property of the respective companies.
Data and images are indicative and may be changed in any time without notice.

TPRO **25**

Tig welding

DUAL	HW2410-00	4m	TSK50 - 1/4 G
DUAL	HW2810-00	8m	TSK50 - 1/4 G
MULTI	HW7410-00	4m	TSK50 - 1/4 G
MULTI	HW7810-00	8m	TSK50 - 1/4 G

4-8 m

0.85 Kg

1 m

V peak	113		Argon	Ø mm	0.5 ÷ 3.2
X 100%	250A DC 220A AC		4 bar		1.5 l/min



MULTI



DUAL

HI-FLEX



Disponibile con impugnatura ERGOTIG

Available with ERGOTIG handle

Lieferbar mit ERGOTIG handel

Disponible avec poignee ERGOTIG

Disponible con mango ERGOTIG

ERGOTIG kabza ile uyumludur

доступно для рукояток ERGOTIG

TSK 50-1/4G

EN 60974-7

All trademarks are of exclusive property of the respective companies. Data and images are indicative and may be changed in any time without notice.

Standard



TQ0001



Ø	COD.	REF.
0,5	TD0003-05	13N20
1,0	TD0003-10	13N21
1,6	TD0003-16	13N22
2,0	TD0003-20	
2,4	TD0003-24	13N23
3,2	TD0003-32	13N24

Ø	COD.	REF.
0,5	TE0003-05	13N25
1,0	TE0003-10	13N26
1,6	TE0003-16	13N27
2,0	TE0003-20	
2,4	TE0003-24	13N28
3,2	TE0003-32	13N29

TC0012	TC0013	TC00096	TC0097	TC0098
4 Ø 6.4	5 Ø 8	4 Ø 6.5	5 Ø 8	6 Ø 9.5
TC0014	**TC0015**	**TC0101**	**TC0102**	**TC0103**
6 Ø 9.8	7 Ø 11.2	4 Ø 6.5	5 Ø 8	4 Ø 6.5
TC0016	**TC0017**			
8 Ø 12.7	10 Ø 15.7			

Jumbo

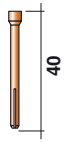

TQ0026



Ø	COD.
1,6	TD0088-16
2,4	TD0088-24
3,2	TD0088-32

Ø	COD.
1,6	TE0088-16
2,4	TE0088-24
3,2	TE0088-32

TC0118	TC0119	TC0120
8 Ø 12.7	10 Ø 15.7	12 Ø 19.5

Gas Lens



TQ0001



Ø	COD.	REF.
0,5	TD0003-05	13N20
etc.	etc.	etc.

Ø	COD.	REF.
0,5	TE0005-05	45V41
1,0	TE0005-10	45V42
1,6	TE0005-16	45V43
2,4	TE0005-24	45V44
3,2	TE0005-32	45V45

TC0041	TC0042	TC0043
4 Ø 6.4	5 Ø 8	6 Ø 9.8
TC0044	**TC0045**	
7 Ø 11.2	8 Ø 12.7	

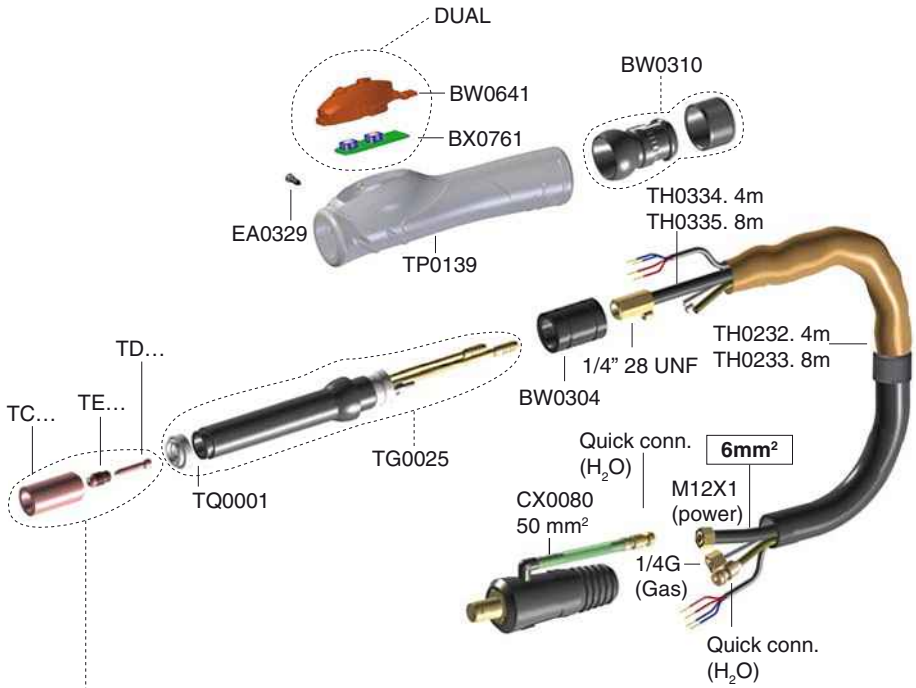

Spare parts kit not included



TT0101	Ø 1,6 Thor.
TT0102	Ø 2,4 Thor.

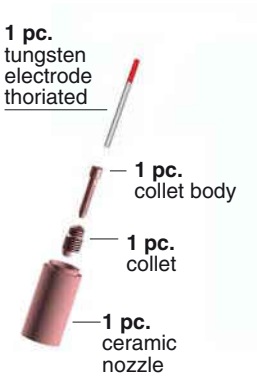

MULTI

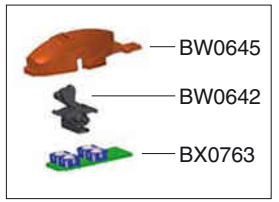

Copyright © 2012 Trafimet Spa
Edition 08/2012

All trademarks are of exclusive property of the respective companies.
Data and images are indicative and may be changed in any time without notice.

TPRO **26**

Tig welding

DUAL	HK2407-00	4m	TSK50 - 1/4 G
	HK2807-00	8m	TSK50 - 1/4 G
DUAL flex	HL2407-00	4m	TSK50 - 1/4 G
	HL2807-00	8m	TSK50 - 1/4 G
MULTI	HK7407-00	4m	TSK50 - 1/4 G
	HK7807-00	8m	TSK50 - 1/4 G
MULTI flex	HL7407-00	4m	TSK50 - 1/4 G
	HL7807-00	8m	TSK50 - 1/4 G

4- 8 m

0.80 Kg

1 m

V peak	113	Argon	Ø mm 0.5 ÷ 4.0
X 35%	180A DC 150A AC		



MULTI



HI-FLEX

DUAL



- Disponibile con impugnatura ERGOTIG
- Available with ERGOTIG handle
- Lieferbar mit ERGOTIG handel
- Disponible avec poignee ERGOTIG
- Disponible con mango ERGOTIG
- ERGOTIG kabza ile uyumludur
- доступно для рукояток ERGOTIG



TSK 50-1/4G

EN 60974-7

All trademarks are of exclusive property of the respective companies. Data and images are indicative and may be changed in any time without notice.

BW0066	BW0056	BW0067



EA0130

Standard

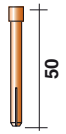

TQ0002

Ø	COD.	REF.
0,5	TD0001-05	10N20
1,0	TD0001-10	10N22
1,6	TD0001-16	10N23
2,0	TD0001-20	
2,4	TD0001-24	10N24
3,2	TD0001-32	10N25
4,0	TD0001-40	54N20
4,8	TD0001-48	30028



Ø	COD.	REF.
0,5	TE0001-05	10N29
1,0	TE0001-10	10N30
1,6	TE0001-16	10N31
2,0	TE0001-20	-
2,4	TE0001-24	10N32
3,2	TE0001-32	10N28
4,0	TE0001-40	406488
4,8	TE0001-48	30126

TC0002	TC0003	TC0004	TC0005	TC0006

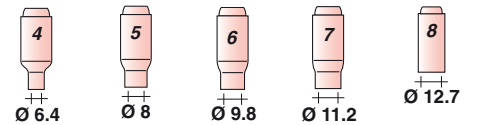

TC0007	TC0008	TC0091	TC0092	TC0093

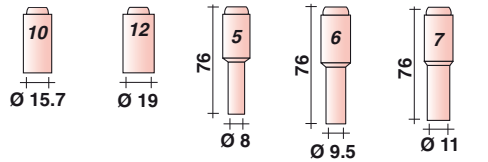

Jumbo

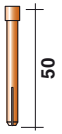

TQ0027

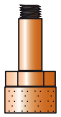

Ø	COD.	REF.
0,5	TD0001-05	10N20
etc.	etc.	etc.

Ø	COD.	REF.
1,6	TE0009-16	45V16
2,4	TE0009-24	45V64
3,2	TE0009-32	-
4,0	TE0009-40	45V63

TC0118	TC0119	TC0120

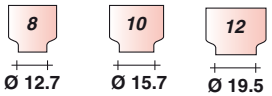

Gas Lens



TQ0003



Ø	COD.
1,0	TD0022-10
1,6	TD0022-16
2,4	TD0022-24
3,2	TD0022-32
4,0	TD0022-40

Ø	COD.	REF.
0,5	TE0006-05	45V41
1,0	TE0006-10	45V42
1,6	TE0006-16	45V43
2,4	TE0006-24	45V44
3,2	TE0006-32	45V45

TC0031	TC0032	TC0033	TC0034	TC0035

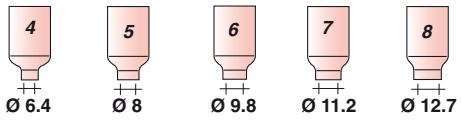

TC0036	TC0037	TC0086	TC0087	TC0088

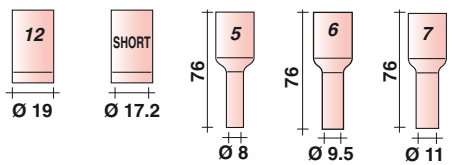

MULTI

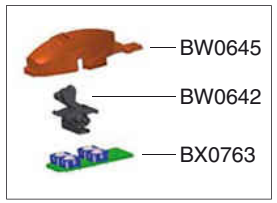

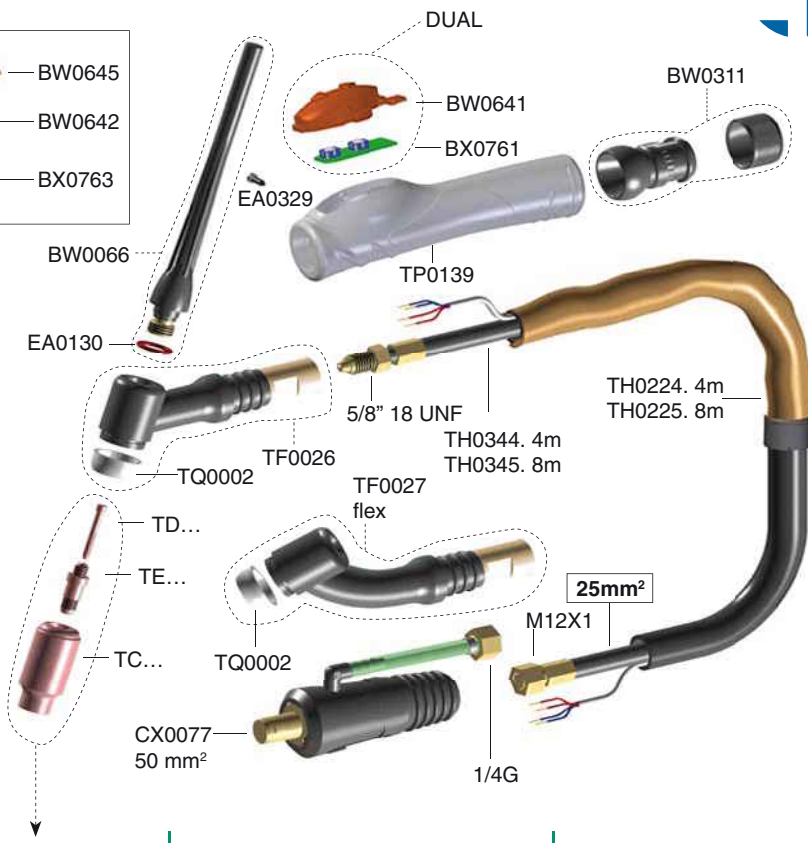

Spare parts kit not included



TT0103	Ø 1,6 Thor.
TT0104	Ø 2,4 Thor.
TT0105	Ø 3,2 Thor.

kit stubby Gas Lens

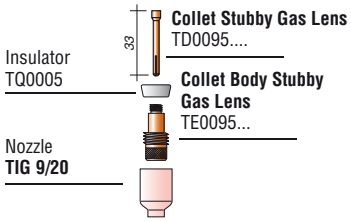

	Ø		Ø
TD0095-16	1,6	TE0095-16	1,6
TD0095-20	2,0	TE0095-20	2,0
TD0095-24	2,4	TE0095-24	2,4
TD0095-32	3,2	TE0095-32	3,2

kit stubby

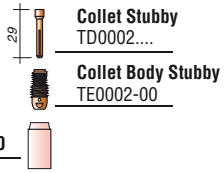

	Ø
TD0002-10	1,0
TD0002-16	1,6
TD0002-20	2,0
TD0002-24	2,4
TD0002-32	3,2

Copyright © 2012 Trafimet Spa
Edition 08/2012

All trademarks are of exclusive property of the respective companies.
Data and images are indicative and may be changed in any time without notice.

TPRO **Super 50**

Tig welding

H52410-00	4m	TSK50
H52810-00	8m	TSK50
H57410-00	4m	TSK50
H57810-00	8m	TSK50

DUAL

MULTI



MULTI

DUAL



- Disponibile con impugnatura ERGOTIG
- Available with ERGOTIG handle
- Lieferbar mit ERGOTIG handel
- Disponible avec poignee ERGOTIG
- Disponible con mango ERGOTIG
- ERGOTIG kabza ile uyumludur
- доступно для рукояток ERGOTIG



TSK 50

4- 8 m

0.90 Kg

1 m

V peak	113
X 100%	400A

Argon

Ø mm 3.2 ÷ 6.4

EN 60974-7

All trademarks are of exclusive property of the respective companies. Data and images are indicative and may be changed in any time without notice.

up to 400A

BW0066	BW0056	BW0067



EA0130

TQ0993



Ø	COD.
1,6	TD0097-16
2,4	TD0097-24
3,2	TD0097-32
4,0	TD0097-40
4,8	TD0097-48

TE0098-48





Ø	COD.
1,6	TE0097-16
2,4	TE0097-24
3,2	TE0097-32
4,0	TE0097-40
4,8	TE0097-48

TC0118	TC0119	TC0120
8	10	12
Ø 12.7	Ø 15.7	Ø 19.5

500 A

BW0993	BW0994





Ø	COD.
6,4	TE0097-64

TC0118	TC0119	TC0120
8	10	12
Ø 12.7	Ø 15.7	Ø 19.5

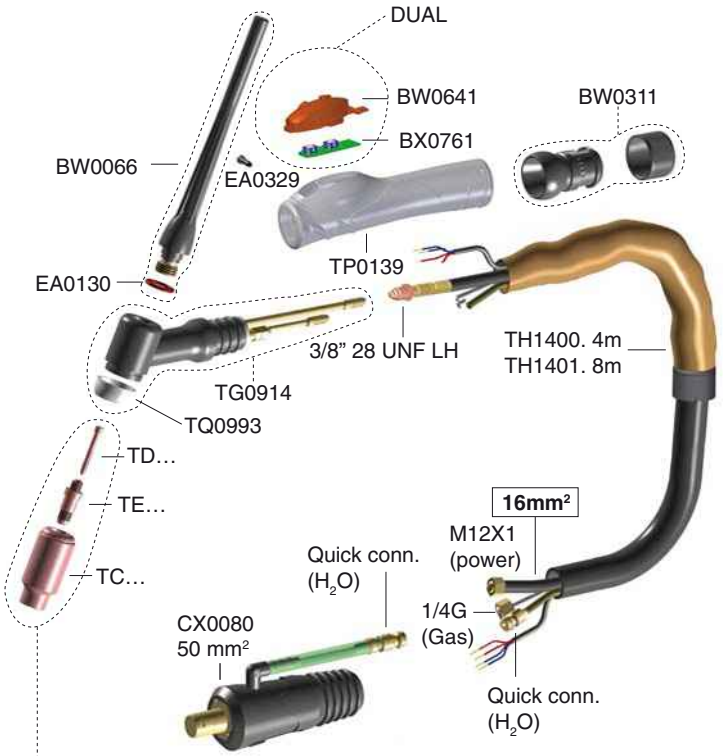

Spare parts kit not included

MULTI

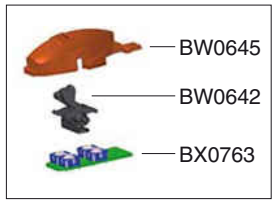

Copyright © 2012 Trafimet Spa
Edition 08/2012

All trademarks are of exclusive property of the respective companies.
Data and images are indicative and may be changed in any time without notice.

TPRO **Interlock**

Tig welding



La gamma di torce TPRO nella versione INTERLOCK, con il corpo torcia intercambiabile, è la versione TOP delle Torce TIG. Queste torce sono state progettate per l'utilizzo in spazi ristretti, dove poter cambiare velocemente il corpo torcia per risolvere ogni problema di saldatura.
La torcia è composta da un unico fascio cavi, sia nella versione con raffreddamento ad aria (fascio cavo 26) che in quella ad acqua (fascio cavo 18) e una serie di corpi torcia intercambiabili che la rendono versatile e adatta ad ogni esigenza. INTERLOCK è la torcia ideale per i professionisti della saldatura specializzati in TIG, attenti a soddisfare le esigenze immediate ma anche quelle future.

New TPRO INTERLOCK range fitted with interchangeable torch heads is the TOP product of Trafimet TIG torches. This torch range has been studied for welding narrow surfaces where the torch head interchangeability could solve any problem.
Interlock torch is make up by a cable assembly both in the air cooled version (Tig 26 cable assembly) and in the water cooled version (Tig 18 cable assembly) and a wide series of torch heads. This torch versatility makes it always the right one for any use. This torch is the ideal product for professional Tig welders thinking about their present and future needs.

Die neue TPRO INTERLOCK Brennerserie mit dem wechselbaren Brennerkörper ist das Spitzenprodukt im Bereich der Trafimet WIG Brenner.
Mit diesem Brennersystem steht dem Anwender eine große Auswahl an verschiedenen Brennerkörper zur Verfügung. Das Schlauchpaket mit der Brennerkörperaufnahme ist in der luft- bzw. wassergekühlten Version für die größtmögliche Schweißstromstärke ausgelegt und somit mit dem jeweiligen Brennerkörper einsetzbar. Dieses Brennersystem ist das ideale Produkt für den professionellen WIG Schweißer der einen vielseitigen WIG Brenner für gegenwärtige und zukünftige Schweißaufgaben benötigt.

EN 60974-7

All trademarks are of exclusive property of the respective companies. Data and images are indicative and may be changed in any time without notice.

TPRO **Interlock**

La gama de antorchas TPRO en la versión INTERLOCK con el cabezal intercambiable es la versión TOP de las antorchas TIG. Esta antorcha ha sido diseñada para su uso en espacios reducidos, donde puede cambiarse rápidamente el cabezal de la antorcha para resolver todos los problemas de soldadura.
La antorcha esta compuesta por un único conjunto de cables, tanto en la versión refrigerada por aire (conjunto de cables TIG 26) o en la versión refrigerada por agua (conjunto de cables TIG 18) y una amplia serie de cabezales de antorcha intercambiables, que la hacen versátil y adecuada para cada necesidad. Es la antorcha ideal para los profesionales que se especializan en la soldadura TIG, tanto para satisfacer las necesidades inmediatas, como también las futuras.

Birbirleri ile değiştirilebilir torç boyunlarına sahip yeni TPRO INTERLOCK serisi, Trafimet'in yüksek kaliteli TIG torçlarından oluşmaktadır. Dar alanlarda kaynak yapılmasına imkan verecek şekilde geliştirilen bu seri, değiştirilebilir boyunları sayesinde tüm problemleri çözmektedir. Interlock serisinde yer alan torçlar, hava (Tig 26 kablo paketi) ve su soğutmalı (Tig 18 kablo paketi) olmak üzere iki çeşit akım kablosu ile donatılmaktadır ve geniş bir torç boyun çeşitliliğini aynı torçda sunmaktadır. Bu çok yönlü özelliği ile her uygulama için daima doğru seçimdir. Söz konusu seri, mevcut uygulamalarının yanısıra gelecekte karşılarına çıkabilecek değişik uygulamarı da düşünen profesyonel TIG kaynakçıları için ideal ürünleri içermektedir.



TECHNICAL DATA

	V peak		Ø mm	Ampère
9	113	Argon	0.5÷1.6	110A DC - 95A AC
17	113	Argon	0.5÷2.4	140A DC - 125A AC
24	113	Argon	0.5÷2.4	110A DC - 95A AC
25	113	Argon	0.5÷3.2	250A DC - 220A AC
26	113	Argon	0.5÷4.0	160A DC - 140A AC

	V peak		Ø mm	Ampère		
20	113	Argon	0.5÷3.2	250A DC - 220A AC	4 bar	1 l/min
24W	113	Argon	0.5÷2.4	180A DC - 120A AC	4 bar	1.5 l/min
25W	113	Argon	0.5÷3.2	250A DC - 220A AC	4 bar	1.5 l/min
18	113	Argon	0.5÷4.0	320A DC - 270A AC	4 bar	1.5 l/min

EN 60974-7

All trademarks are of exclusive property of the respective companies. Data and images are indicative and may be changed in any time without notice.

TPRO **Interlock**

Tig welding

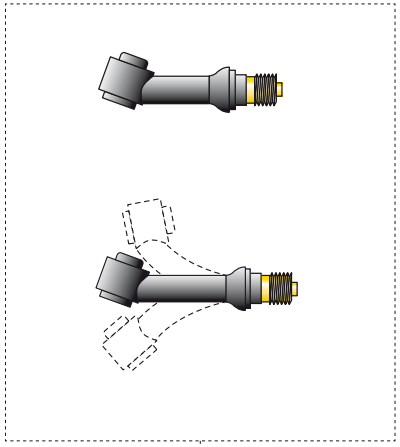

+

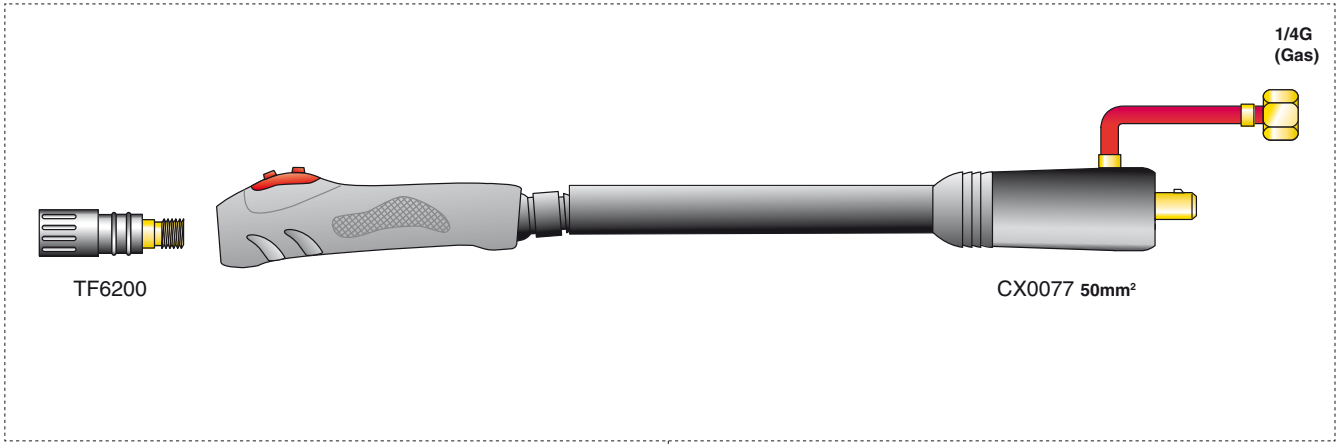

torch head

TF6092	**9**
TF6097	**9 fx**
TF6172	**17**
TF6274	**24 fx**
TF6257	**25 fx**
TF6260	**26**
TF6265	**26 fx**

cable assembly

DUAL	H42407-00	4m	TSK50 - 1/4 G
DUAL	H42807-00	8m	TSK50 - 1/4 G
MULTI	H47407-00	4m	TSK50 - 1/4 G
MULTI	H47807-00	8m	TSK50 - 1/4 G

EN 60974-7

All trademarks are of exclusive property of the respective companies. Data and images are indicative and may be changed in any time without notice.

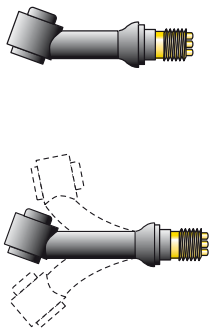

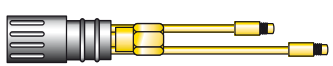

TG6300



CX0080 **50mm²**

torch head

TG6180	**18**
TG6202	**20**
TG6207	**20 fx**
TG6247	**24W fx**
TG6257	**25W fx**

cable assembly

DUAL	H82410-00	4m	TSK50 - 1/4 G
	H82810-00	8m	TSK50 - 1/4 G
MULTI	H87410-00	4m	TSK50 - 1/4 G
	H87810-00	8m	TSK50 - 1/4 G

All trademarks are of exclusive property of the respective companies. Data and images are indicative and may be changed in any time without notice.

TPRO **Flexlock**

Tig welding

Le gamma di torce TIG serie TPRO FLEXLOCK, con testina girevole intercambiabile, è stata progettata per eseguire saldature in posizioni particolari dove risulta impossibile utilizzare le normali torce TIG. La torcia TPRO FLEXLOCK è proposta in 4 versioni, due con raffreddamento ad aria, serie 9 e 17, e due nella versione con raffreddamento ad acqua, serie 20 e 18. La testina intercambiabile piccola è unica per la serie 9 e 20, idem per la testina intercambiabile grande serie 17 e 18, essendo raffreddato solo il blocco corpo torcia. Con l'utilizzo combinato delle penne medie e/o piccole e dei diversi ugelli ceramici TRAFIMET, è possibile realizzare soluzioni tecniche particolari, non replicabili con altre torce TIG presenti sul mercato.

Die TPRO FLEXLOCK Brennerserie mit dem drehbaren und austauschbaren Brennerkopf ist für das Schweißen in Zwangslagen entwickelt worden. Dort wo die Verwendung eines Standard WIG Brenners ausgeschlossen ist, spielt der TPRO FLEXLOCK seine Stärken aus. Dem Anwender stehen 4 Versionen zur Auswahl. Die Brennerköpfe 9-20 und 17-18-26 sind mit dem luft- oder wassergekühlten Brennerkörper kombinierbar, so dass dem Anwender immer die gewünschte Version zur Verfügung steht.
TRAFIMET bietet zudem eine breite Palette von Verschleißteilen für unterschiedliche Schweißaufgaben an. Eine solche Vielseitigkeit finden der Anwendern mit keinem anderen WIG Brenner.



TPRO FLEXLOCK range with interchangeable and turning torch head has been studied for welding in particular positions where the use of a standard Tig torch is impossible.
TPRO FLEXLOCK torch is proposed in 4 versions, two air cooled torches series 9-17 in 4 and 8m and two water cooled torches in 4 and 8 m series 20-18. There is a small interchangeable torch head that can be used for both Tig 9 and 20 series and a bigger torch head that can be assembled on both Tig 18 and 17 series. This interchangeability is possible because the torch is cooled until the torch head block. TRAFIMET offers also a wide range of back caps and ceramic nozzles that allow any special welding application. It's not possible to find the same versatility on the other TIG torches on the market.

TECHNICAL DATA

	V peak		Ø mm	Ampère
9	113	Argon	0.5÷1.6	130A
17	113	Argon	0.5÷2.4	150A

	V peak		Ø mm	Ampère		
20	113	Argon	0.5÷3.2	230A	4 bar	1 l/min
18	113	Argon	0.5÷4.0	250A	4 bar	1.5 l/min

EN 60974-7

All trademarks are of exclusive property of the respective companies. Data and images are indicative and may be changed in any time without notice.

TPRO **Flexlock**

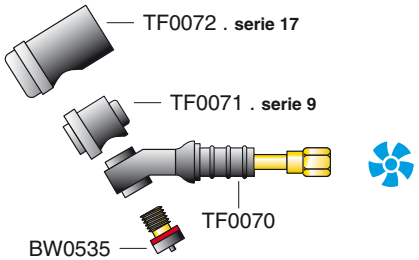

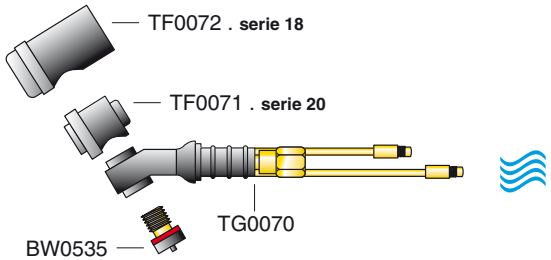

La antorcha de TIG de la serie FLEXLOCK TPRO con cabezal basculante intercambiables está diseñada para la soldadura en determinados lugares donde es imposible el uso normal de antorchas TIG. La antorcha FLEXLOCK TPRO viene en 4 versiones, dos refrigeradas por aire de la serie 9 y 17 y dos en la versión refrigerada por agua de la serie 20 y 18. El cabezal pequeño es intercambiable en las series 9 y 20, al igual para el cabezal grande en las series 17 y 18. Estos cabezales son intercambiables gracias a que esta solo refrigerado el bloque del cabezal de la antorcha. Con el uso combinado de tapones medios y cortos y de diferentes boquillas de cerámica Trafimet, puede aplicar técnicas específicas, no realizables con otras antorchas TIG del mercado.

TPRO FLEXLOCK serisi torçlar değiştirilebilir ve döner boyunlara sahiptir ve standard TIG torçları ile mümkün olmayan bazı pozisyonlarda kaynak yapma imkanı sunar. TPRO FLEXLOCK torçların 4 farklı versiyonu bulunmaktadır (9-17 - 4 ve 8 metre) (20-18 - 4 ve 8 metre). Torç soğutma işleminin torç kafa bloğuna kadar yapılması sebebi ile aynı torç boynu hem Tig 9, hem de Tig 20 modellerinde ve yine aynı şekilde, Tig 17 modelinde kullanılan değiştirilebilir boyun, Tig 18 modelinde de kullanılabilmektedir. Diğer taraftan, TRAFIMET, her çeşit değişik kaynak uygulamasına izin veren geniş bir arka kep ve seramik nozul çeşitliliğine sahiptir. Aynı çok yönlülüğü, diğer Torç üreticilerinde bulmak mümkün olamamaktadır.

TPRO **Flexlock**

DUAL	HD2407-00	4m	**9**	TSK50 - 1/4 G
	HD2807-00	8m	**9**	TSK50 - 1/4 G
MULTI	HD7407-00	4m	**9**	TSK50 - 1/4 G
	HD7807-00	8m	**9**	TSK50 - 1/4 G
DUAL	HI2407-00	4m	**17**	TSK50 - 1/4 G
	HI2807-00	8m	**17**	TSK50 - 1/4 G
MULTI	HI7407-00	4m	**17**	TSK50 - 1/4 G
	HI7807-00	8m	**17**	TSK50 - 1/4 G

TPRO **Flexlock**

DUAL	HT2410-00	4m	**18**	TSK50 - 1/4 G
	HT2810-00	8m	**18**	TSK50 - 1/4 G
MULTI	HT7410-00	4m	**18**	TSK50 - 1/4 G
	HT7810-00	8m	**18**	TSK50 - 1/4 G
DUAL	HX2410-00	4m	**20**	TSK50 - 1/4 G
	HX2810-00	8m	**20**	TSK50 - 1/4 G
MULTI	HX7410-00	4m	**20**	TSK50 - 1/4 G
	HX7810-00	8m	**20**	TSK50 - 1/4 G

All trademarks are of exclusive property of the respective companies. Data and images are indicative and may be changed in any time without notice.

ERGOTIG **9**

Tig welding

SINTIG	SA1403-00	4m	TSKM25-1/4G
	SA1407-00	4m	TSK50-1/4G
	SA1803-00	8m	TSKM25-1/4G
	SA1807-00	8m	TSK50-1/4G
DUAL	SA2403-00	4m	TSKM25-1/4G
	SA2407-00	4m	TSK50-1/4G
	SA2803-00	8m	TSKM25-1/4G
	SA2807-00	8m	TSK50-1/4G
SINTIG FLEX	SB1403-00	4m	TSKM25-1/4G
	SB1407-00	4m	TSK50-1/4G
	SB1803-00	8m	TSKM25-1/4G
	SB1807-00	8m	TSK50-1/4G
DUAL FLEX	SB2403-00	4m	TSKM25-1/4G
	SB2407-00	4m	TSK50-1/4G
	SB2803-00	8m	TSKM25-1/4G
	SB2807-00	8m	TSK50-1/4G

4-8 m

0.45 Kg

1 m

V peak	113
X 35%	110A DC 95A AC
	Argon
Ø mm	0.5 ÷ 1.6



DUAL



FLEX



- Disponibile con impugnatura TPRO
- Available with TPRO handle
- Lieferbar mit TPRO handel
- Disponible avec poignee TPRO
- Disponible con mango TPRO
- TPRO kabza ile uyumludur
- доступно для рукояток TPRO



TSK 25-1/4G



TSK 50-1/4G

EN 60974-7

All trademarks are of exclusive property of the respective companies. Data and images are indicative and may be changed in any time without notice.

BW0063	BW0064	BW0065



EA0129

Standard



TQ0001

Ø	COD.	REF.
0,5	TD0003-05	13N20
1,0	TD0003-10	13N21
1,6	TD0003-16	13N22
2,0	TD0003-20	
2,4	TD0003-24	13N23
3,2	TD0003-32	13N24



Ø	COD.	REF.
0,5	TE0003-05	13N25
1,0	TE0003-10	13N26
1,6	TE0003-16	13N27
2,0	TE0003-20	
2,4	TE0003-24	13N28
3,2	TE0003-32	13N29

TC0012	TC0013	TC00096	TC0097	TC0098
Ø 6.4	Ø 8	Ø 6.5	Ø 8	Ø 9.5
TC0014	TC0015	TC0101	TC0102	TC0103
Ø 9.8	Ø 11.2	Ø 6.5	Ø 8	Ø 6.5
TC0016	TC0017			
Ø 12.7	Ø 15.7			

Jumbo

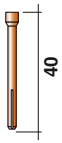

TQ0026



Ø	COD.
1,6	TD0088-16
2,4	TD0088-24
3,2	TD0088-32

Ø	COD.
1,6	TE0088-16
2,4	TE0088-24
3,2	TE0088-32

TC0118	TC0119	TC0120
Ø 12.7	Ø 15.7	Ø 19.5

Gas Lens



TQ0001



Ø	COD.	REF.
0,5	TD0003-05	13N20
etc.	etc.	etc.

Ø	COD.	REF.
0,5	TE0005-05	45V41
1,0	TE0005-10	45V42
1,6	TE0005-16	45V43
2,4	TE0005-24	45V44
3,2	TE0005-32	45V45

TC0041	TC0042	TC0043
Ø 6.4	Ø 8	Ø 9.8
TC0044	TC0045	
Ø 11.2	Ø 12.7	

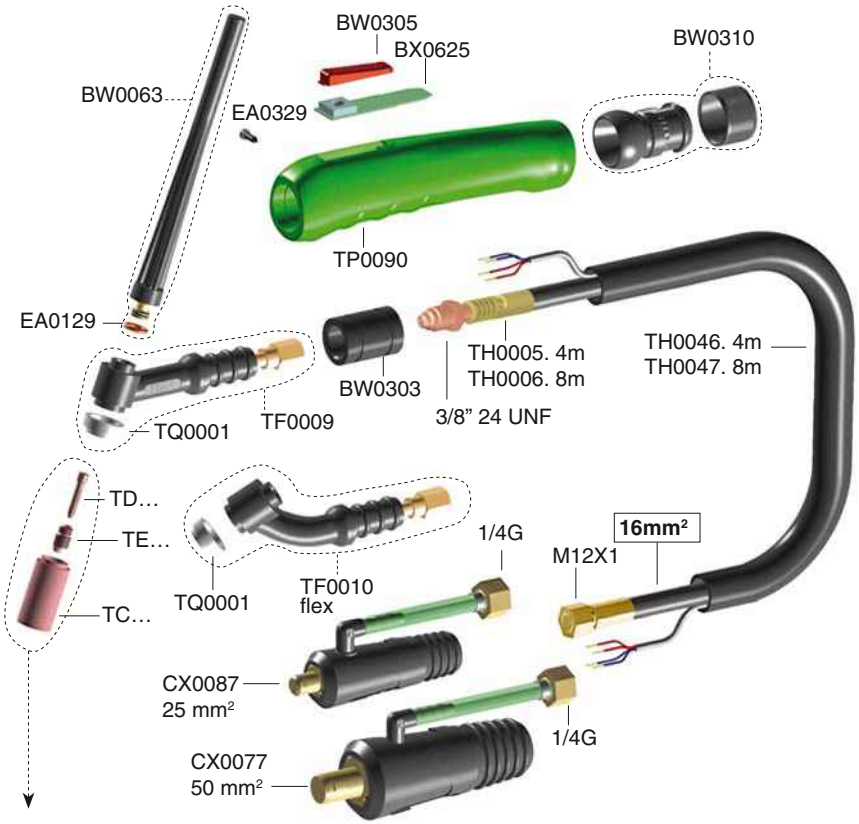

Spare parts kit not included



TT0101	Ø 1,6 Thor.
TT0102	Ø 2,4 Thor.

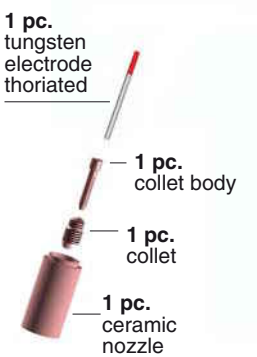

DUAL

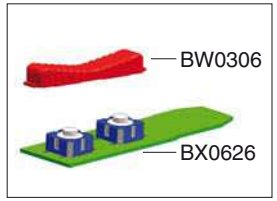

Copyright © 2012 Trafimet Spa
Edition 08/2012

All trademarks are of exclusive property of the respective companies.
Data and images are indicative and may be changed in any time without notice.

ERGOTIG **17**

Tig welding

SINTIG	SF1403-00	4m	TSKM25-1/4G
	SF1407-00	4m	TSK50-1/4G
	SF1803-00	8m	TSKM25-1/4G
	SF1807-00	8m	TSK50-1/4G
DUAL	SF2403-00	4m	TSKM25-1/4G
	SF2407-00	4m	TSK50-1/4G
	SF2803-00	8m	TSKM25-1/4G
	SF2807-00	8m	TSK50-1/4G
SINTIG FLEX	SG1403-00	4m	TSKM25-1/4G
	SG1407-00	4m	TSK50-1/4G
	SG1803-00	8m	TSKM25-1/4G
	SG1807-00	8m	TSK50-1/4G
DUAL FLEX	SG2403-00	4m	TSKM25-1/4G
	SG2407-00	4m	TSK50-1/4G
	SG2803-00	8m	TSKM25-1/4G
	SG2807-00	8m	TSK50-1/4G

4-8 m

0.55 Kg

1 m

V peak	113
X 35%	140A DC 125A AC
Argon	
Ø mm	0.5 ÷ 2.4



DUAL



FLEX

SINTIG



- Disponibile con impugnatura TPRO
- Available with TPRO handle
- Lieferbar mit TPRO handel
- Disponible avec poignee TPRO
- Disponible con mango TPRO
- TPRO kabza ile uyumludur
- доступно для рукояток TPRO



TSK 25-1/4G



TSK 50-1/4G

EN 60974-7

All trademarks are of exclusive property of the respective companies. Data and images are indicative and may be changed in any time without notice.

BW0066	BW0056	BW0067



EA0130

Standard

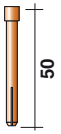

Ø	COD.	REF.
0,5	TD0001-05	10N20
1,0	TD0001-10	10N22
1,6	TD0001-16	10N23
2,0	TD0001-20	
2,4	TD0001-24	10N24
3,2	TD0001-32	10N25
4,0	TD0001-40	54N20
4,8	TD0001-48	30028

TQ0002



Ø	COD.	REF.
0,5	TE0001-05	10N29
1,0	TE0001-10	10N30
1,6	TE0001-16	10N31
2,0	TE0001-20	-
2,4	TE0001-24	10N32
3,2	TE0001-32	10N28
4,0	TE0001-40	406488
4,8	TE0001-48	30126

TC0002	TC0003	TC0004	TC0005	TC0006
				
Ø 6.4	Ø 8	Ø 9.8	Ø 11.2	Ø 12.7

TC0007	TC0008	TC0091	TC0092	TC0093
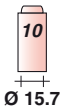	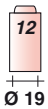	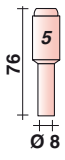	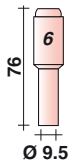	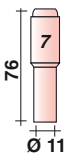
Ø 15.7	Ø 19	Ø 8	Ø 9.5	Ø 11

Jumbo

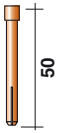

TQ0027

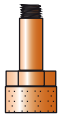

Ø	COD.	REF.
0,5	TD0001-05	10N20
etc.	etc.	etc.

Ø	COD.	REF.
1,6	TE0009-16	45V16
2,4	TE0009-24	45V64
3,2	TE0009-32	-
4,0	TE0009-40	45V63

TC0118	TC0119	TC0120
		
Ø 12.7	Ø 15.7	Ø 19.5

Gas Lens



TQ0003



Ø	COD.
1,0	TD0022-10
1,6	TD0022-16
2,4	TD0022-24
3,2	TD0022-32
4,0	TD0022-40

Ø	COD.	REF.
0,5	TE0006-05	45V41
1,0	TE0006-10	45V42
1,6	TE0006-16	45V43
2,4	TE0006-24	45V44
3,2	TE0006-32	45V45

TC0031	TC0032	TC0033	TC0034	TC0035
				
Ø 6.4	Ø 8	Ø 9.8	Ø 11.2	Ø 12.7

TC0036	TC0037	TC0086	TC0087	TC0088
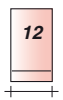	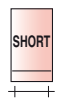	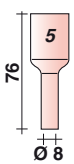	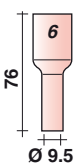	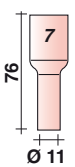
Ø 19	Ø 17.2	Ø 8	Ø 9.5	Ø 11

DUAL

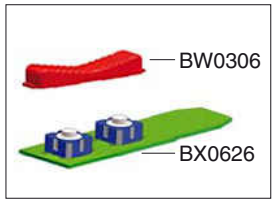

Spare parts kit not included



TT0103	Ø 1,6 Thor.
TT0104	Ø 2,4 Thor.
TT0105	Ø 3,2 Thor.

kit stubby Gas Lens

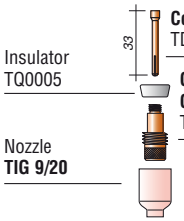

	Ø		Ø
TD0095-16	1,6	TE0095-16	1,6
TD0095-20	2,0	TE0095-20	2,0
TD0095-24	2,4	TE0095-24	2,4
TD0095-32	3,2	TE0095-32	3,2

kit stubby



	Ø
TD0002-10	1,0
TD0002-16	1,6
TD0002-20	2,0
TD0002-24	2,4
TD0002-32	3,2

Copyright © 2012 Trafimet Spa
Edition 08/2012

All trademarks are of exclusive property of the respective companies.
Data and images are indicative and may be changed in any time without notice.

ERGOTIG **18**

Tig welding

SINTIG	SR1410-00	4m	TSK50-1/4G
	SR1810-00	8m	TSK50-1/4G
DUAL	SR2410-00	4m	TSK50-1/4G
	SR2810-00	8m	TSK50-1/4G



DUAL





- Disponibile con impugnatura TPRO
- Available with TPRO handle
- Lieferbar mit TPRO handel
- Disponible avec poignee TPRO
- Disponible con mango TPRO
- TPRO kabza ile uyumludur
- доступно для рукояток TPRO



TSK 50-1/4G

4-8 m

0.90 Kg

1 m

V peak	113		Argon	Ø mm	0.5 ÷ 1.6
X 100%	400A DC 300A AC		4 bar		1.5 l/min

EN 60974-7

All trademarks are of exclusive property of the respective companies. Data and images are indicative and may be changed in any time without notice.

BW0066	BW0056	BW0067



EA0130

Standard

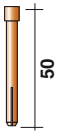

TQ0002

Ø	COD.	REF.
0,5	TD0001-05	10N20
1,0	TD0001-10	10N22
1,6	TD0001-16	10N23
2,0	TD0001-20	
2,4	TD0001-24	10N24
3,2	TD0001-32	10N25
4,0	TD0001-40	54N20
4,8	TD0001-48	30028



Ø	COD.	REF.
0,5	TE0001-05	10N29
1,0	TE0001-10	10N30
1,6	TE0001-16	10N31
2,0	TE0001-20	-
2,4	TE0001-24	10N32
3,2	TE0001-32	10N28
4,0	TE0001-40	406488
4,8	TE0001-48	30126

TC0002	TC0003	TC0004	TC0005	TC0006
				
Ø 6.4	Ø 8	Ø 9.8	Ø 11.2	Ø 12.7

TC0007	TC0008	TC0091	TC0092	TC0093
				
Ø 15.7	Ø 19	Ø 8	Ø 9.5	Ø 11

Jumbo

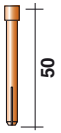

TQ0027

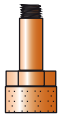

Ø	COD.	REF.
0,5	TD0001-05	10N20
etc.	etc.	etc.

Ø	COD.	REF.
1,6	TE0009-16	45V16
2,4	TE0009-24	45V64
3,2	TE0009-32	-
4,0	TE0009-40	45V63

TC0118	TC0119	TC0120
		
Ø 12.7	Ø 15.7	Ø 19.5

Gas Lens



TQ0003



Ø	COD.
1,0	TD0022-10
1,6	TD0022-16
2,4	TD0022-24
3,2	TD0022-32
4,0	TD0022-40

Ø	COD.	REF.
0,5	TE0006-05	45V41
1,0	TE0006-10	45V42
1,6	TE0006-16	45V43
2,4	TE0006-24	45V44
3,2	TE0006-32	45V45

TC0031	TC0032	TC0033	TC0034	TC0035
				
Ø 6.4	Ø 8	Ø 9.8	Ø 11.2	Ø 12.7

TC0036	TC0037	TC0086	TC0087	TC0088
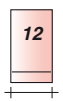	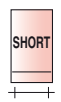			
Ø 19	Ø 17.2	Ø 8	Ø 9.5	Ø 11

DUAL

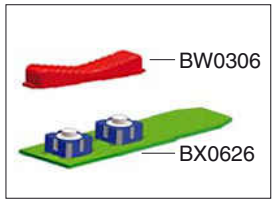

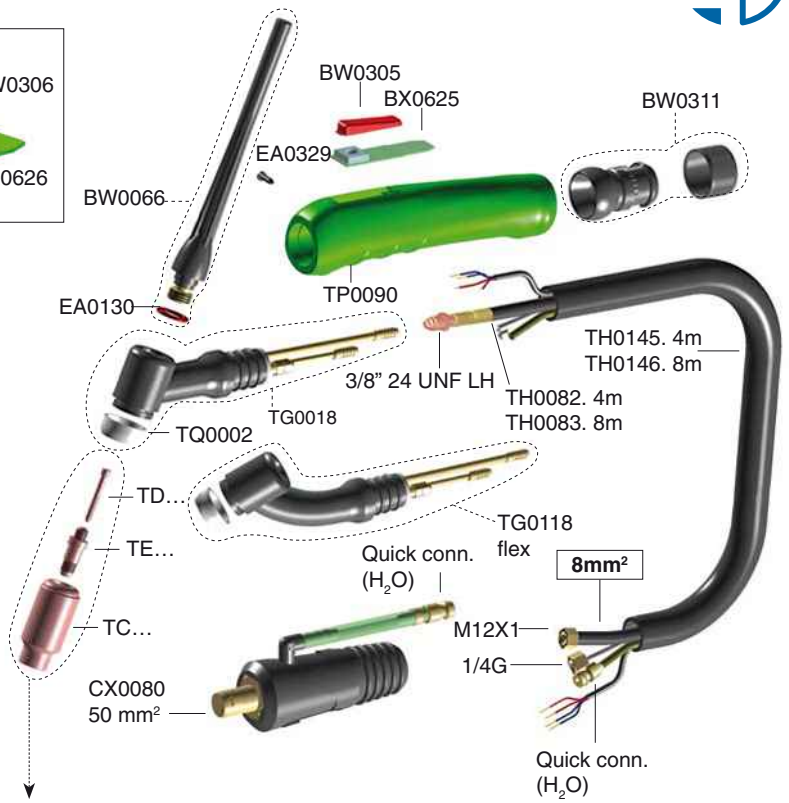

Spare parts kit not included



TT0103	Ø 1,6 Thor.
TT0104	Ø 2,4 Thor.
TT0105	Ø 3,2 Thor.

kit stubby Gas Lens

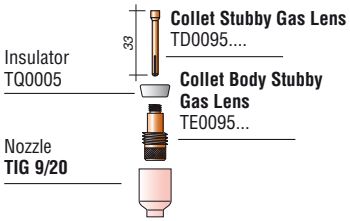

	Ø		Ø
TD0095-16	1,6	TE0095-16	1,6
TD0095-20	2,0	TE0095-20	2,0
TD0095-24	2,4	TE0095-24	2,4
TD0095-32	3,2	TE0095-32	3,2

kit stubby

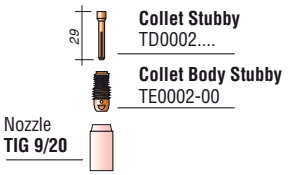

	Ø
TD0002-10	1,0
TD0002-16	1,6
TD0002-20	2,0
TD0002-24	2,4
TD0002-32	3,2

Copyright © 2012 Trafimet Spa
Edition 08/2012

All trademarks are of exclusive property of the respective companies.
Data and images are indicative and may be changed in any time without notice.

ERGOTIG **Super 18**

Tig welding

SINTIG	S11410-00	4m	TSK50-1/4G
	S11810-00	8m	TSK50-1/4G

4-8 m

0.90 Kg

1 m

V peak	113		Argon	Ø mm	0.5 ÷ 1.6
X 100%	400A DC 300A AC		4 bar		1.5 l/min



- Disponibile con impugnatura TPRO
- Available with TPRO handle
- Lieferbar mit TPRO handel
- Disponible avec poignee TPRO
- Disponible con mango TPRO
- TPRO kabza ile uyumludur
- доступно для рукояток TPRO



EN 60974-7

All trademarks are of exclusive property of the respective companies. Data and images are indicative and may be changed in any time without notice.

BW0066	BW0056	BW0067



EA0130

Standard

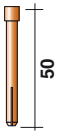

TQ0002

Ø	COD.	REF.
0,5	TD0001-05	10N20
1,0	TD0001-10	10N22
1,6	TD0001-16	10N23
2,0	TD0001-20	
2,4	TD0001-24	10N24
3,2	TD0001-32	10N25
4,0	TD0001-40	54N20
4,8	TD0001-48	30028



Ø	COD.	REF.
0,5	TE0001-05	10N29
1,0	TE0001-10	10N30
1,6	TE0001-16	10N31
2,0	TE0001-20	-
2,4	TE0001-24	10N32
3,2	TE0001-32	10N28
4,0	TE0001-40	406488
4,8	TE0001-48	30126

TC0002	TC0003	TC0004	TC0005	TC0006
Ø 6.4	Ø 8	Ø 9.8	Ø 11.2	Ø 12.7

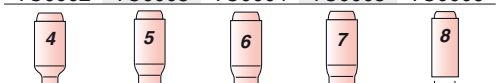

TC0007	TC0008	TC0091	TC0092	TC0093
Ø 15.7	Ø 19	Ø 8	Ø 9.5	Ø 11

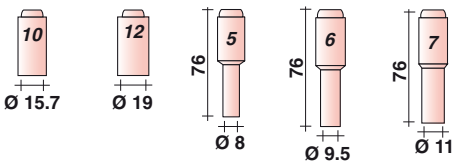

Jumbo

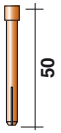

TQ0027

Ø	COD.	REF.
0,5	TD0001-05	10N20
etc.	etc.	etc.

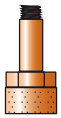

Ø	COD.	REF.
1,6	TE0009-16	45V16
2,4	TE0009-24	45V64
3,2	TE0009-32	-
4,0	TE0009-40	45V63

TC0118	TC0119	TC0120
Ø 12.7	Ø 15.7	Ø 19.5

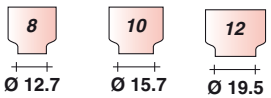

Gas Lens



TQ0003

Ø	COD.
1,0	TD0022-10
1,6	TD0022-16
2,4	TD0022-24
3,2	TD0022-32
4,0	TD0022-40



Ø	COD.	REF.
0,5	TE0006-05	45V41
1,0	TE0006-10	45V42
1,6	TE0006-16	45V43
2,4	TE0006-24	45V44
3,2	TE0006-32	45V45

TC0031	TC0032	TC0033	TC0034	TC0035
Ø 6.4	Ø 8	Ø 9.8	Ø 11.2	Ø 12.7

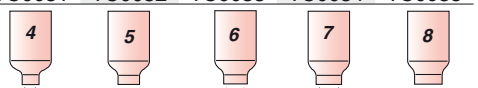

TC0036	TC0037	TC0086	TC0087	TC0088
Ø 19	Ø 17.2	Ø 8	Ø 9.5	Ø 11

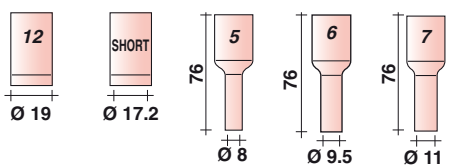

DUAL

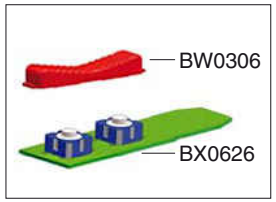

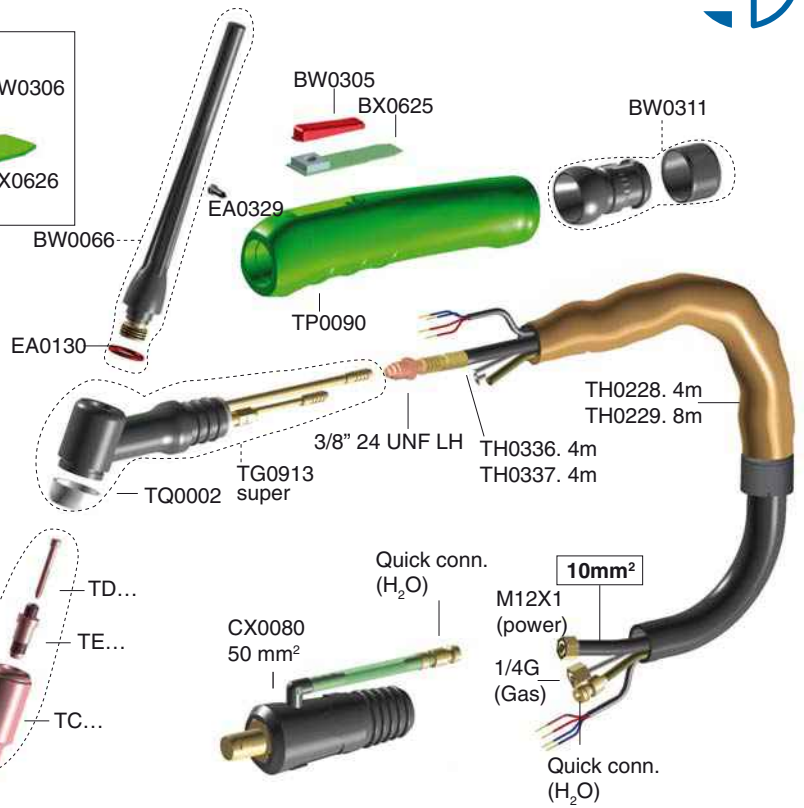

Spare parts kit not included



TT0103	Ø 1,6 Thor.
TT0104	Ø 2,4 Thor.
TT0105	Ø 3,2 Thor.

kit stubby Gas Lens

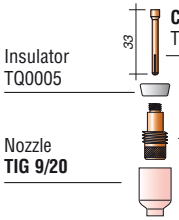

	Ø		Ø
TD0095-16	1,6	TE0095-16	1,6
TD0095-20	2,0	TE0095-20	2,0
TD0095-24	2,4	TE0095-24	2,4
TD0095-32	3,2	TE0095-32	3,2

kit stubby

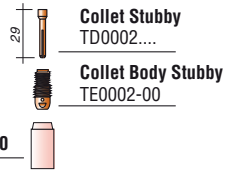

	Ø
TD0002-10	1,0
TD0002-16	1,6
TD0002-20	2,0
TD0002-24	2,4
TD0002-32	3,2

Copyright © 2012 Trafimet Spa
Edition 08/2012

All trademarks are of exclusive property of the respective companies.
Data and images are indicative and may be changed in any time without notice.

ERGOTIG **20**

Tig welding

SINTIG	SV1410-00	4m	TSK50-1/4G
	SV1810-00	8m	TSK50-1/4G
DUAL	SV2410-00	4m	TSK50-1/4G
	SV2810-00	8m	TSK50-1/4G



DUAL

SINTIG





- Disponibile con impugnatura TPRO
- Available with TPRO handle
- Lieferbar mit TPRO handel
- Disponible avec poignee TPRO
- Disponible con mango TPRO
- TPRO kabza ile uyumludur
- доступно для рукояток TPRO


TSK 50-1/4G

4-8 m

0.85 Kg

1 m

V peak	113		Argon	Ø mm	0.5 ÷ 3.2
X 100%	320A DC 250A AC		4 bar		1.5 l/min

EN 60974-7

All trademarks are of exclusive property of the respective companies. Data and images are indicative and may be changed in any time without notice.

BW0063	BW0064	BW0065



EA0129

Standard



Ø	COD.	REF.
0,5	TD0003-05	13N20
1,0	TD0003-10	13N21
1,6	TD0003-16	13N22
2,0	TD0003-20	
2,4	TD0003-24	13N23
3,2	TD0003-32	13N24

TQ0001



Ø	COD.	REF.
0,5	TE0003-05	13N25
1,0	TE0003-10	13N26
1,6	TE0003-16	13N27
2,0	TE0003-20	
2,4	TE0003-24	13N28
3,2	TE0003-32	13N29

TC0012	TC0013	TC00096	TC0097	TC0098
4 Ø 6.4	5 Ø 8	4 Ø 6.5	5 Ø 8	6 Ø 9.5
TC0014	**TC0015**	**TC0101**	**TC0102**	**TC0103**
6 Ø 9.8	7 Ø 11.2	4 Ø 6.5	5 Ø 8	4 Ø 6.5
TC0016	**TC0017**			
8 Ø 12.7	10 Ø 15.7			

Jumbo

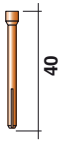

Ø	COD.
1,6	TD0088-16
2,4	TD0088-24
3,2	TD0088-32

TQ0026



Ø	COD.
1,6	TE0088-16
2,4	TE0088-24
3,2	TE0088-32

TC0118	TC0119	TC0120
8 Ø 12.7	10 Ø 15.7	12 Ø 19.5

Gas Lens



Ø	COD.	REF.
0,5	TD0003-05	13N20
etc.	etc.	etc.

TQ0001



Ø	COD.	REF.
0,5	TE0005-05	45V41
1,0	TE0005-10	45V42
1,6	TE0005-16	45V43
2,4	TE0005-24	45V44
3,2	TE0005-32	45V45

TC0041	TC0042	TC0043
4 Ø 6.4	5 Ø 8	6 Ø 9.8
TC0044	**TC0045**	
7 Ø 11.2	8 Ø 12.7	



Spare parts kit not included



TT0101	Ø 1,6 Thor.
TT0102	Ø 2,4 Thor.

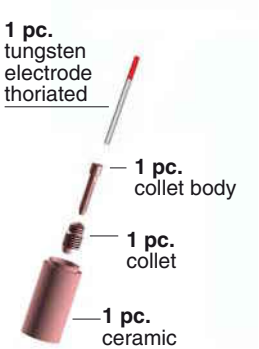

DUAL

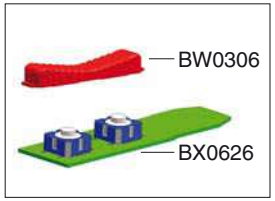

Copyright © 2012 Trafimet Spa
Edition 08/2012

All trademarks are of exclusive property of the respective companies.
Data and images are indicative and may be changed in any time without notice.

ERGOTIG **Super 20**

Tig welding

SINTIG	S61410-00	4m	TSK50-1/4G
	S61810-00	8m	TSK50-1/4G

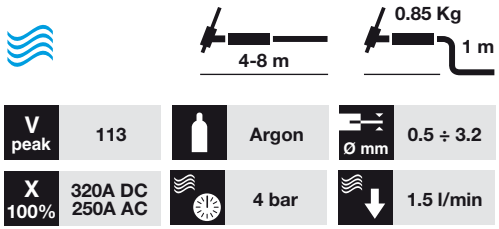

V peak	113		Argon	Ø mm	0.5 ÷ 3.2
X 100%	320A DC 250A AC		4 bar		1.5 l/min



- Disponibile con impugnatura TPRO
- Available with TPRO handle
- Lieferbar mit TPRO handel
- Disponible avec poignee TPRO
- Disponible con mango TPRO
- TPRO kabza ile uyumludur
- доступно для рукояток TPRO



EN 60974-7

All trademarks are of exclusive property of the respective companies. Data and images are indicative and may be changed in any time without notice.

BW0063	BW0064	BW0065



EA0129

Standard

Ø	COD.	REF.
0,5	TD0003-05	13N20
1,0	TD0003-10	13N21
1,6	TD0003-16	13N22
2,0	TD0003-20	
2,4	TD0003-24	13N23
3,2	TD0003-32	13N24

25

TQ0001

Ø	COD.	REF.
0,5	TE0003-05	13N25
1,0	TE0003-10	13N26
1,6	TE0003-16	13N27
2,0	TE0003-20	
2,4	TE0003-24	13N28
3,2	TE0003-32	13N29

TC0012	TC0013	TC00096	TC0097	TC0098
4 Ø 6.4	5 Ø 8	4 Ø 6.5	5 Ø 8	6 Ø 9.5
TC0014	**TC0015**	**TC0101**	**TC0102**	**TC0103**
6 Ø 9.8	7 Ø 11.2	4 Ø 6.5	5 Ø 8	4 Ø 6.5
TC0016	**TC0017**			
8 Ø 12.7	10 Ø 15.7			

Jumbo

40

Ø	COD.
1,6	TD0088-16
2,4	TD0088-24
3,2	TD0088-32

TQ0026

Ø	COD.
1,6	TE0088-16
2,4	TE0088-24
3,2	TE0088-32

TC0118	TC0119	TC0120
8 Ø 12.7	10 Ø 15.7	12 Ø 19.5

Gas Lens

25

Ø	COD.	REF.
0,5	TD0003-05	13N20
etc.	etc.	etc.

TQ0001

Ø	COD.	REF.
0,5	TE0005-05	45V41
1,0	TE0005-10	45V42
1,6	TE0005-16	45V43
2,4	TE0005-24	45V44
3,2	TE0005-32	45V45

TC0041	TC0042	TC0043
4 Ø 6.4	5 Ø 8	6 Ø 9.8
TC0044	**TC0045**	
7 Ø 11.2	8 Ø 12.7	

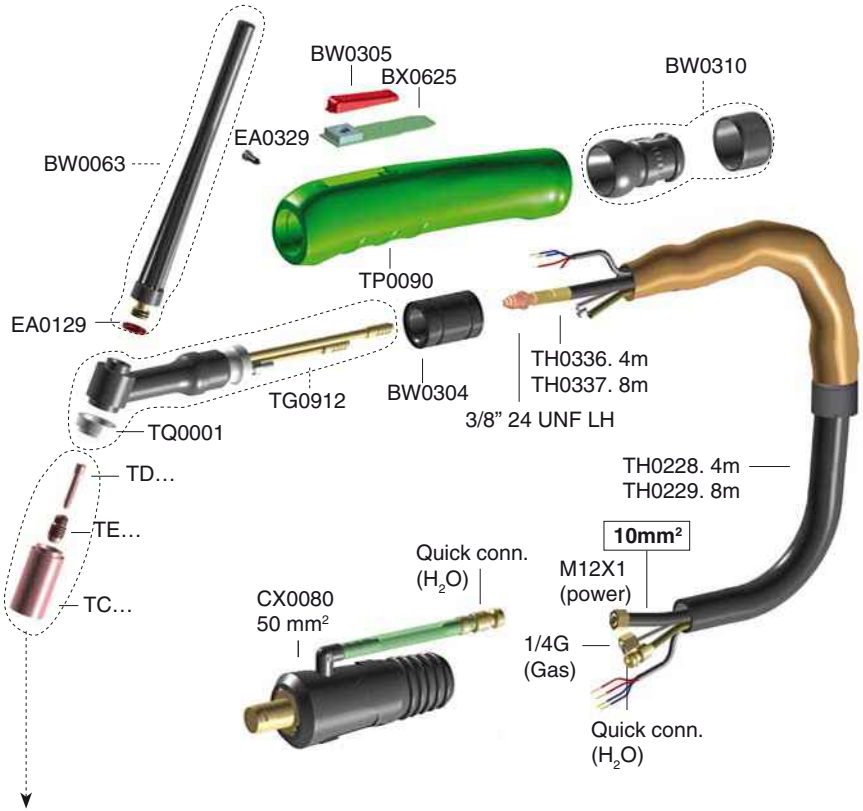

Spare parts kit not included



TT0101	Ø 1,6 Thor.
TT0102	Ø 2,4 Thor.

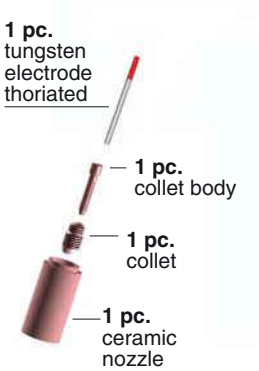

DUAL

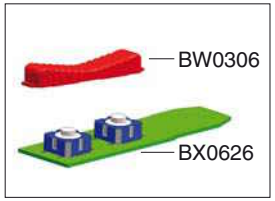

Copyright © 2012 Trafimet Spa
Edition 08/2012

All trademarks are of exclusive property of the respective companies.
Data and images are indicative and may be changed in any time without notice.

ERGOTIG **24**

Tig welding

SINTIG	SP1407-00	4m	TSK50-1/4G
	SP1807-00	8m	TSK50-1/4G
DUAL	SP2407-00	4m	TSK50-1/4G
	SP2807-00	8m	TSK50-1/4G
SINTIGFLEX	SQ1407-00	4m	TSK50-1/4G
	SQ1807-00	8m	TSK50-1/4G
DUAL FLEX	SQ2407-00	4m	TSK50-1/4G
	SQ2807-00	8m	TSK50-1/4G





- Disponibile con impugnatura TPRO
- Available with TPRO handle
- Lieferbar mit TPRO handel
- Disponible avec poignee TPRO
- Disponible con mango TPRO
- TPRO kabza ile uyumludur
- доступно для рукояток TPRO


TSK 50-1/4G

4-8 m

0.45 Kg

1 m

V peak	113		Argon	Ø mm	0.5 ÷ 2.4
X 35%	110A DC 95A AC				

EN 60974-7

All trademarks are of exclusive property of the respective companies. Data and images are indicative and may be changed in any time without notice.

Standard

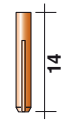

TQ0004



Ø	COD.	REF.
0,5	TD0004-05	53N15
1,0	TD0004-10	53N16
1,6	TD0004-16	53N14
2,4	TD0004-24	24C332

Ø	COD.
0,5	TE0004-05
1,0	TE0004-10
1,6	TE0004-16
2,4	TE0004-24

TC0021 TC0022

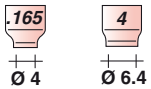

TC0023 TC0024

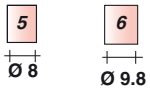

TC0027 TC0028

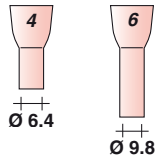

Gas Lens

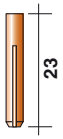

TQ0024



Ø	COD.	REF.
0,5	TD0005-05	53N62
1,0	TD0005-10	53N63
1,6	TD0005-16	53N64
2,4	TD0005-24	24GLC332

Ø	COD.	REF.
0,5	TE0005-05	45V41
1,0	TE0005-10	45V42
1,6	TE0005-16	45V43
2,4	TE0005-24	45V44
3,2	TE0005-32	45V45

TC0041 TC0042

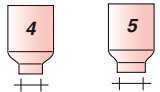

TC0043 TC0044

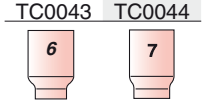

TC0045

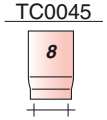

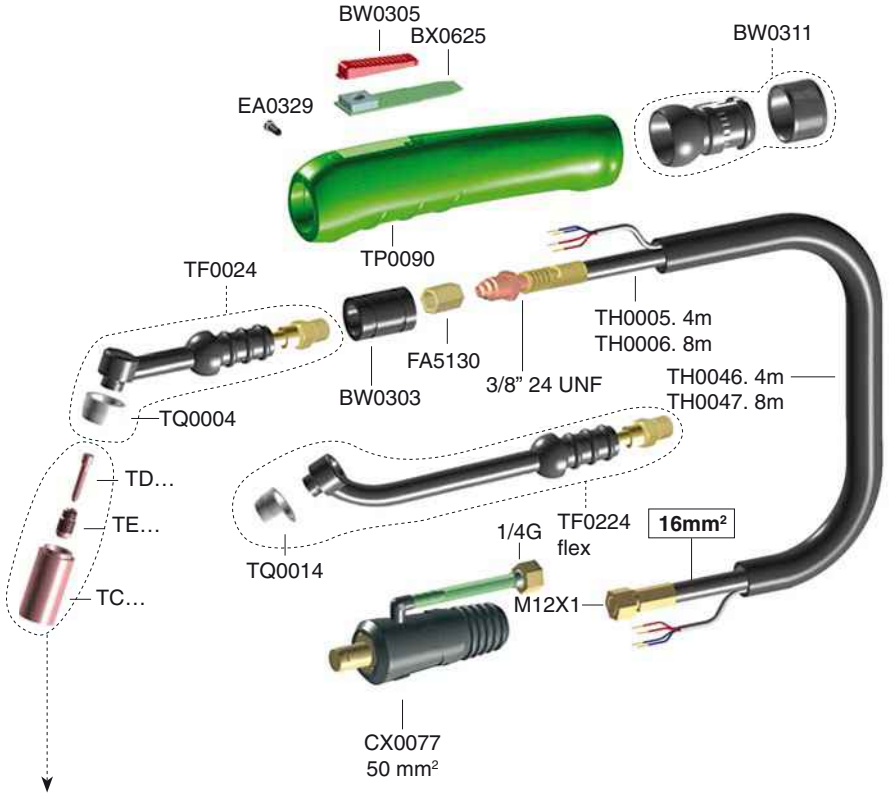

Spare parts kit not included



TT0203	Ø 1,6 Thor.
TT0204	Ø 2,4 Thor.

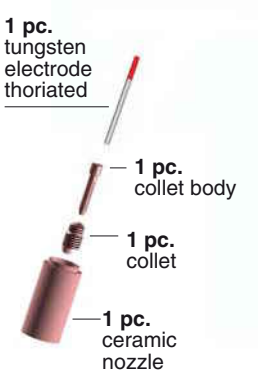

DUAL

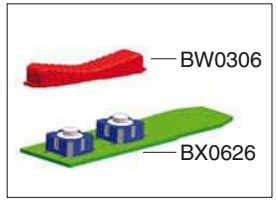

Copyright © 2012 Trafimet Spa
Edition 08/2012

All trademarks are of exclusive property of the respective companies.
Data and images are indicative and may be changed in any time without notice.

ERGOTIG **24W**

Tig welding

SINTIG	SY1410-00	4m	TSK50-1/4G
	SY1810-00	8m	TSK50-1/4G
DUAL	SY2410-00	4m	TSK50-1/4G
	SY2810-00	8m	TSK50-1/4G
SINTIGFLEX	SY1410-00	4m	TSK50-1/4G
	SY1810-00	8m	TSK50-1/4G
DUAL FLEX	SY2410-00	4m	TSK50-1/4G
	SY2810-00	8m	TSK50-1/4G



DUAL



FLEX

SINTIG





- Disponibile con impugnatura TPRO
- Available with TPRO handle
- Lieferbar mit TPRO handel
- Disponible avec poignee TPRO
- Disponible con mango TPRO
- TPRO kabza ile uyumludur
- доступно для рукояток TPRO



TSK 50-1/4G

4-8 m

0.45 Kg

1 m

V peak	113
X 35%	110A DC 95A AC
Argon	
Ø mm	0.5 ÷ 1.6

EN 60974-7

All trademarks are of exclusive property of the respective companies. Data and images are indicative and may be changed in any time without notice.

Standard

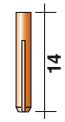

TQ0004



Ø	COD.	REF.
0,5	TD0004-05	53N15
1,0	TD0004-10	53N16
1,6	TD0004-16	53N14
2,4	TD0004-24	24C332

Ø	COD.
0,5	TE0004-05
1,0	TE0004-10
1,6	TE0004-16
2,4	TE0004-24

TC0021 TC0022

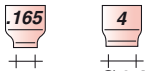

TC0023 TC0024



TC0027 TC0028

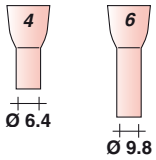

Gas Lens

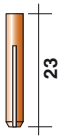

TQ0024



Ø	COD.	REF.
0,5	TD0005-05	53N62
1,0	TD0005-10	53N63
1,6	TD0005-16	53N64
2,4	TD0005-24	24GLC332



Ø	COD.	REF.
0,5	TE0005-05	45V41
1,0	TE0005-10	45V42
1,6	TE0005-16	45V43
2,4	TE0005-24	45V44
3,2	TE0005-32	45V45

TC0041 TC0042

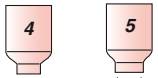

TC0043 TC0044

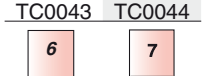

TC0045

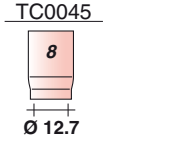

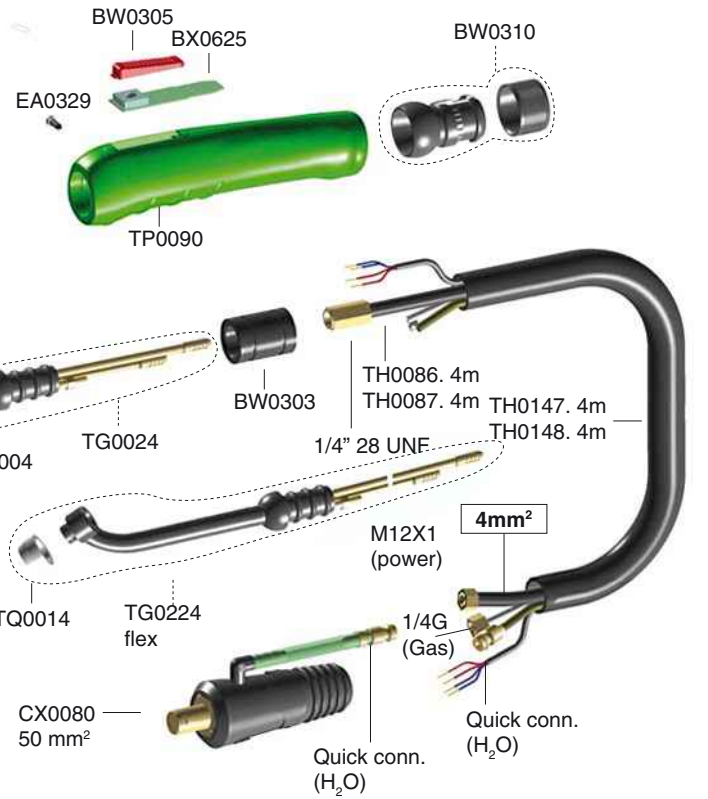

Spare parts kit not included



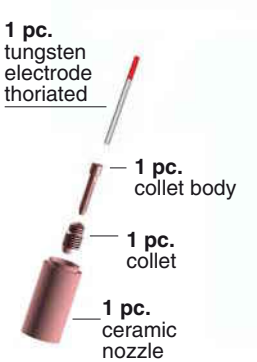

TT0203	Ø 1,6 Thor.
TT0204	Ø 2,4 Thor.

DUAL

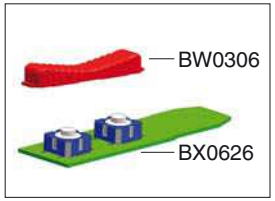

Copyright © 2012 Trafimet Spa
Edition 08/2012

All trademarks are of exclusive property of the respective companies.
Data and images are indicative and may be changed in any time without notice.

ERGOTIG **25**

Tig welding

SINTIG	SW1410-00	4m	TSK50-1/4G
	SW1810-00	8m	TSK50-1/4G
DUAL	SW2410-00	4m	TSK50-1/4G
	SW2810-00	8m	TSK50-1/4G



DUAL

SINTIG





- Disponibile con impugnatura TPRO
- Available with TPRO handle
- Lieferbar mit TPRO handel
- Disponible avec poignee TPRO
- Disponible con mango TPRO
- TPRO kabza ile uyumludur
- доступно для рукояток TPRO



TSK 50-1/4G

4-8 m

0.85 Kg

1 m

V peak	113		Argon	Ø mm	0.5 ÷ 3.2
X 100%	250A DC 220A AC		4 bar		1.5 l/min

EN 60974-7

All trademarks are of exclusive property of the respective companies. Data and images are indicative and may be changed in any time without notice.

Standard



TQ0001



Ø	COD.	REF.
0,5	TD0003-05	13N20
1,0	TD0003-10	13N21
1,6	TD0003-16	13N22
2,0	TD0003-20	
2,4	TD0003-24	13N23
3,2	TD0003-32	13N24

Ø	COD.	REF.
0,5	TE0003-05	13N25
1,0	TE0003-10	13N26
1,6	TE0003-16	13N27
2,0	TE0003-20	
2,4	TE0003-24	13N28
3,2	TE0003-32	13N29

TC0012	TC0013	TC00096	TC0097	TC0098
4	5	4	5	6
Ø 6.4	Ø 8	Ø 6.5	Ø 8	Ø 9.5

TC0014	TC0015	TC0101	TC0102	TC0103
6	7	4	5	4
Ø 9.8	Ø 11.2	Ø 6.5	Ø 8	Ø 6.5

TC0016	TC0017
8	10
Ø 12.7	Ø 15.7

Jumbo

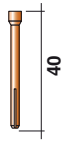

Ø	COD.
1,6	TD0088-16
2,4	TD0088-24
3,2	TD0088-32

TQ0026



Ø	COD.
1,6	TE0088-16
2,4	TE0088-24
3,2	TE0088-32

TC0118	TC0119	TC0120
8	10	12
Ø 12.7	Ø 15.7	Ø 19.5

Gas Lens



TQ0001



Ø	COD.	REF.
0,5	TD0003-05	13N20
etc.	etc.	etc.

Ø	COD.	REF.
0,5	TE0005-05	45V41
1,0	TE0005-10	45V42
1,6	TE0005-16	45V43
2,4	TE0005-24	45V44
3,2	TE0005-32	45V45

TC0041	TC0042	TC0043
4	5	6
Ø 6.4	Ø 8	Ø 9.8

TC0044	TC0045
7	8
Ø 11.2	Ø 12.7



Spare parts kit not included



TT0101	Ø 1,6 Thor.
TT0102	Ø 2,4 Thor.

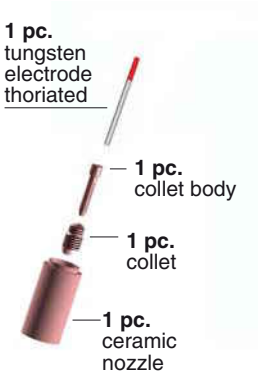

DUAL

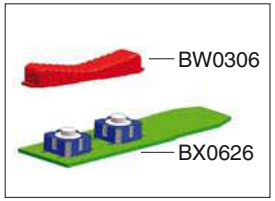

Copyright © 2012 Trafimet Spa
Edition 08/2012

All trademarks are of exclusive property of the respective companies.
Data and images are indicative and may be changed in any time without notice.

ERGOTIG **26**

Tig welding

SINTIG	SK1407-00	4m	TSK50-1/4G
	SK1807-00	8m	TSK50-1/4G
DUAL	SK2407-00	4m	TSK50-1/4G
	SK2807-00	8m	TSK50-1/4G
SINTIGFLEX	SL1407-00	4m	TSK50-1/4G
	SL1807-00	8m	TSK50-1/4G
DUAL FLEX	SL2407-00	4m	TSK50-1/4G
	SL2807-00	8m	TSK50-1/4G



DUAL



FLEX

SINTIG



- Disponibile con impugnatura TPRO
- Available with TPRO handle
- Lieferbar mit TPRO handel
- Disponible avec poignee TPRO
- Disponible con mango TPRO
- TPRO kabza ile uyumludur
- доступно для рукояток TPRO



TSK 50-1/4G

4-8 m

0.80 Kg

1 m

V peak	113		Argon	Ø mm	0.5 ÷ 4.0
X 35%	180A DC 150A AC				

EN 60974-7

All trademarks are of exclusive property of the respective companies. Data and images are indicative and may be changed in any time without notice.

BW0066	BW0056	BW0067



EA0130

Standard

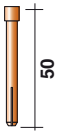

Ø	COD.	REF.
0,5	TD0001-05	10N20
1,0	TD0001-10	10N22
1,6	TD0001-16	10N23
2,0	TD0001-20	
2,4	TD0001-24	10N24
3,2	TD0001-32	10N25
4,0	TD0001-40	54N20
4,8	TD0001-48	30028

TQ0002



Ø	COD.	REF.
0,5	TE0001-05	10N29
1,0	TE0001-10	10N30
1,6	TE0001-16	10N31
2,0	TE0001-20	-
2,4	TE0001-24	10N32
3,2	TE0001-32	10N28
4,0	TE0001-40	406488
4,8	TE0001-48	30126

TC0002	TC0003	TC0004	TC0005	TC0006
4	5	6	7	8
Ø 6.4	Ø 8	Ø 9.8	Ø 11.2	Ø 12.7

TC0007	TC0008	TC0091	TC0092	TC0093
10	12	5	6	7
Ø 15.7	Ø 19	76 Ø 8	76 Ø 9.5	76 Ø 11

Jumbo

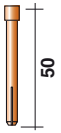

Ø	COD.	REF.
0,5	TD0001-05	10N20
etc.	etc.	etc.

TQ0027

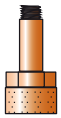

Ø	COD.	REF.
1,6	TE0009-16	45V16
2,4	TE0009-24	45V64
3,2	TE0009-32	-
4,0	TE0009-40	45V63

TC0118	TC0119	TC0120
8	10	12
Ø 12.7	Ø 15.7	Ø 19.5

Gas Lens



Ø	COD.
1,0	TD0022-10
1,6	TD0022-16
2,4	TD0022-24
3,2	TD0022-32
4,0	TD0022-40

TQ0003



Ø	COD.	REF.
0,5	TE0006-05	45V41
1,0	TE0006-10	45V42
1,6	TE0006-16	45V43
2,4	TE0006-24	45V44
3,2	TE0006-32	45V45

TC0031	TC0032	TC0033	TC0034	TC0035
4	5	6	7	8
Ø 6.4	Ø 8	Ø 9.8	Ø 11.2	Ø 12.7

TC0036	TC0037	TC0086	TC0087	TC0088
12	SHORT	5	6	7
Ø 19	Ø 17.2	76 Ø 8	76 Ø 9.5	76 Ø 11

DUAL

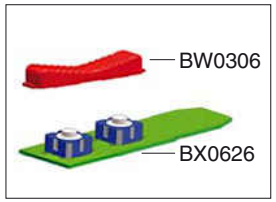

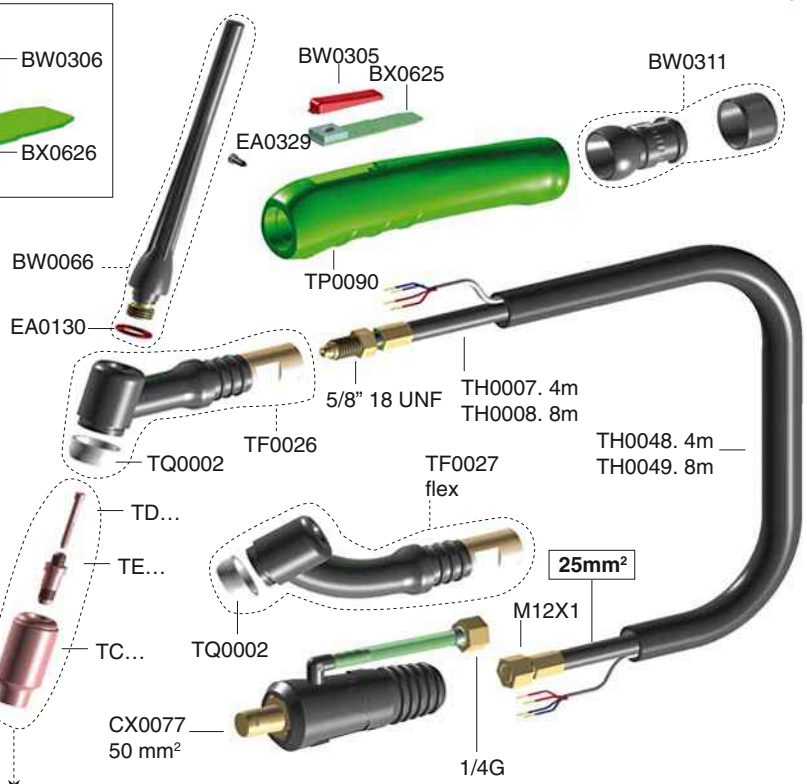

Spare parts kit not included



TT0103	Ø 1,6 Thor.
TT0104	Ø 2,4 Thor.
TT0105	Ø 3,2 Thor.

kit stubby Gas Lens

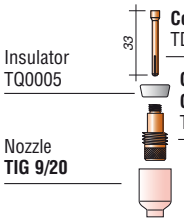

	Ø		Ø
TD0095-16	1,6	TE0095-16	1,6
TD0095-20	2,0	TE0095-20	2,0
TD0095-24	2,4	TE0095-24	2,4
TD0095-32	3,2	TE0095-32	3,2

kit stubby



	Ø
TD0002-10	1,0
TD0002-16	1,6
TD0002-20	2,0
TD0002-24	2,4
TD0002-32	3,2

Copyright © 2012 Trafimet Spa
Edition 08/2012

All trademarks are of exclusive property of the respective companies.
Data and images are indicative and may be changed in any time without notice.

9 Top

Tig welding

LAMELLE	HA6409-10	4m	TSK50-M12x1
	HA6809-10	8m	TSK50-M12x1
L. FLEX	HB6409-10	4m - flex	TSK50-M12x1
	HB6809-10	8m - flex	TSK50-M12x1

4-8 m

0.45 Kg

1 m

V peak	113
Argon	
Ø mm	0.5 ÷ 1.6
X 35%	110A DC 95A AC





TSK 50
M12x1

EN 60974-7

All trademarks are of exclusive property of the respective companies. Data and images are indicative and may be changed in any time without notice.

BW0063	BW0064	BW0065



EA0129

Standard



TQ0001

Ø	COD.	REF.
0,5	TD0003-05	13N20
1,0	TD0003-10	13N21
1,6	TD0003-16	13N22
2,0	TD0003-20	
2,4	TD0003-24	13N23
3,2	TD0003-32	13N24



Ø	COD.	REF.
0,5	TE0003-05	13N25
1,0	TE0003-10	13N26
1,6	TE0003-16	13N27
2,0	TE0003-20	
2,4	TE0003-24	13N28
3,2	TE0003-32	13N29

TC0012	TC0013	TC00096	TC0097	TC0098
Ø 6.4	Ø 8	Ø 6.5	Ø 8	Ø 9.5

TC0014	TC0015	TC0101	TC0102	TC0103
Ø 9.8	Ø 11.2	Ø 6.5	Ø 8	Ø 6.5

TC0016	TC0017
Ø 12.7	Ø 15.7

Jumbo

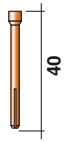

TQ0026

Ø	COD.
1,6	TD0088-16
2,4	TD0088-24
3,2	TD0088-32



Ø	COD.
1,6	TE0088-16
2,4	TE0088-24
3,2	TE0088-32

TC0118	TC0119	TC0120
Ø 12.7	Ø 15.7	Ø 19.5

Gas Lens



TQ0001

Ø	COD.	REF.
0,5	TD0003-05	13N20
etc.	etc.	etc.



Ø	COD.	REF.
0,5	TE0005-05	45V41
1,0	TE0005-10	45V42
1,6	TE0005-16	45V43
2,4	TE0005-24	45V44
3,2	TE0005-32	45V45

TC0041	TC0042	TC0043
Ø 6.4	Ø 8	Ø 9.8

TC0044	TC0045
Ø 11.2	Ø 12.7

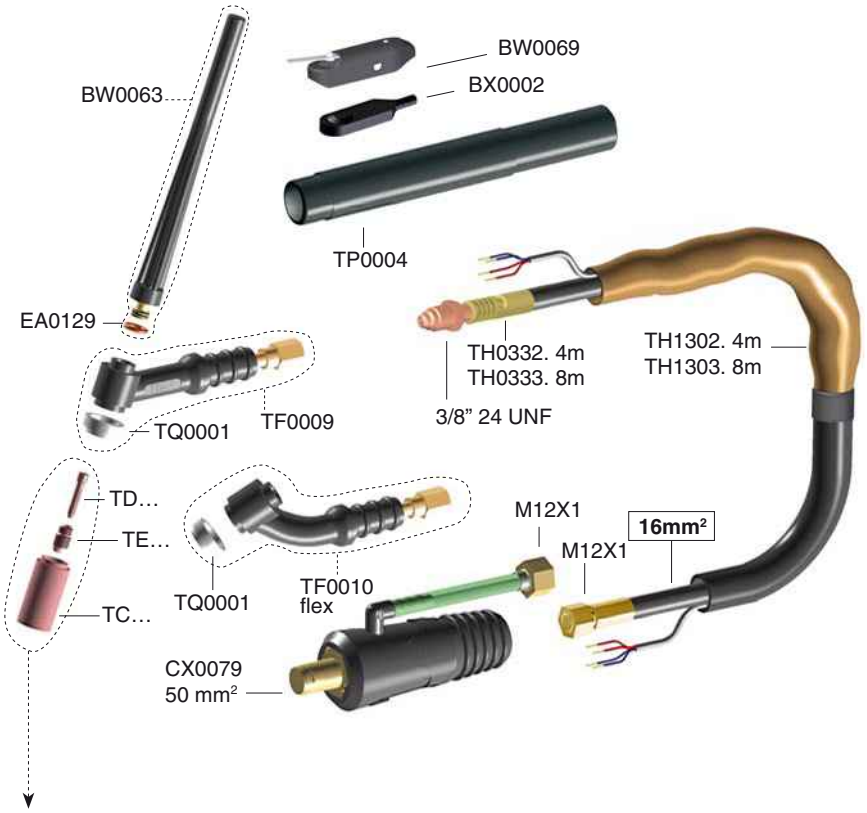

Équipé de kit de démarrage



TT0102	Ø 2,4 Thor.

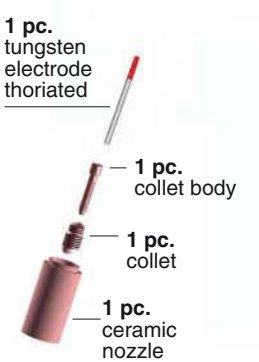

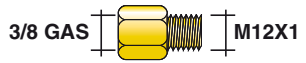

FA5106

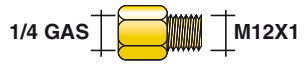

FA5105

Copyright © 2012 Trafimet Spa
Edition 08/2012

All trademarks are of exclusive property of the respective companies.
Data and images are indicative and may be changed in any time without notice.

17 Top

Tig welding

HF6409-10	4m	TSK50-M12x1
HF6809-10	8m	TSK50-M12x1
HG6409-10	4m - flex	TSK50-M12x1
HG6809-10	8m - flex	TSK50-M12x1

LAMELLE

L. FLEX

4-8 m

0.55 Kg

1 m

V peak	113
X 35%	140A DC 125A AC

Argon

Ø mm 0.5 ÷ 2.4





TSK 50
M12x1

EN 60974-7

All trademarks are of exclusive property of the respective companies. Data and images are indicative and may be changed in any time without notice.



Standard

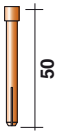

Ø	COD.	REF.
0,5	TD0001-05	10N20
1,0	TD0001-10	10N22
1,6	TD0001-16	10N23
2,0	TD0001-20	
2,4	TD0001-24	10N24
3,2	TD0001-32	10N25
4,0	TD0001-40	54N20
4,8	TD0001-48	30028

TQ0002





Ø	COD.	REF.
0,5	TE0001-05	10N29
1,0	TE0001-10	10N30
1,6	TE0001-16	10N31
2,0	TE0001-20	-
2,4	TE0001-24	10N32
3,2	TE0001-32	10N28
4,0	TE0001-40	406488
4,8	TE0001-48	30126

TC0002	TC0003	TC0004	TC0005	TC0006
				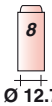
Ø 6.4	Ø 8	Ø 9.8	Ø 11.2	Ø 12.7

TC0007	TC0008	TC0091	TC0092	TC0093
				
Ø 15.7	Ø 19	Ø 8	Ø 9.5	Ø 11

Jumbo

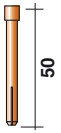

TQ0027

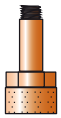

Ø	COD.	REF.
0,5	TD0001-05	10N20
etc.	etc.	etc.

Ø	COD.	REF.
1,6	TE0009-16	45V16
2,4	TE0009-24	45V64
3,2	TE0009-32	-
4,0	TE0009-40	45V63

TC0118	TC0119	TC0120
		
Ø 12.7	Ø 15.7	Ø 19.5

Gas Lens



TQ0003



Ø	COD.
1,0	TD0022-10
1,6	TD0022-16
2,4	TD0022-24
3,2	TD0022-32
4,0	TD0022-40

Ø	COD.	REF.
0,5	TE0006-05	45V41
1,0	TE0006-10	45V42
1,6	TE0006-16	45V43
2,4	TE0006-24	45V44
3,2	TE0006-32	45V45

TC0031	TC0032	TC0033	TC0034	TC0035
				
Ø 6.4	Ø 8	Ø 9.8	Ø 11.2	Ø 12.7

TC0036	TC0037	TC0086	TC0087	TC0088
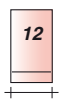	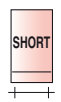			
Ø 19	Ø 17.2	Ø 8	Ø 9.5	Ø 11

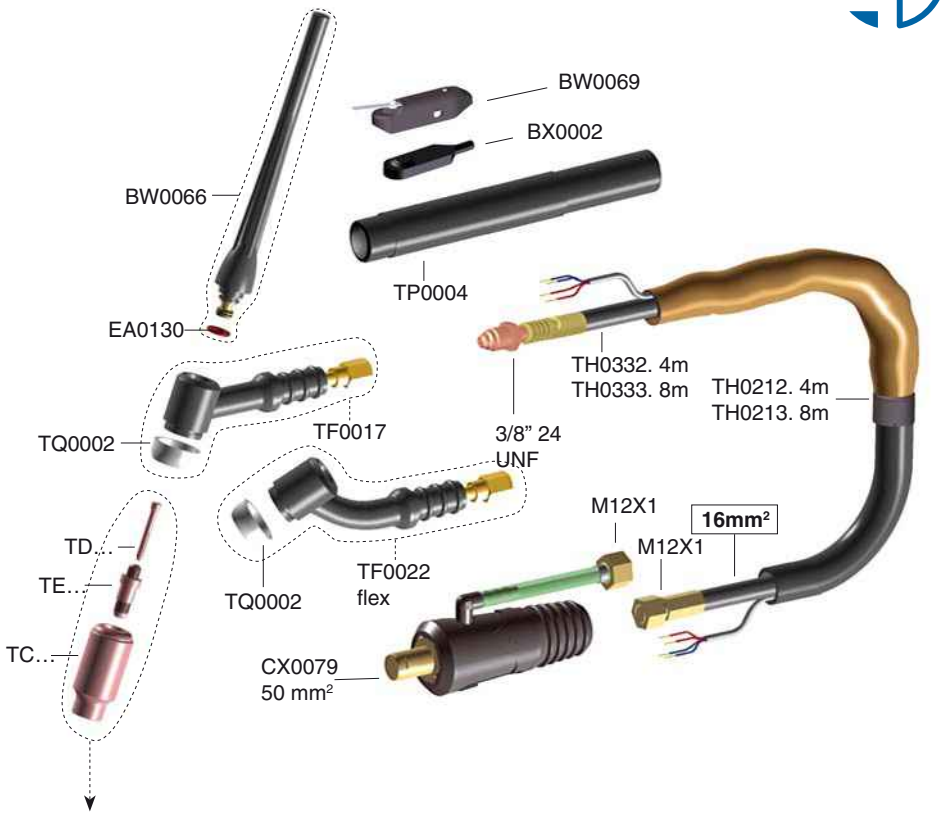

Équipé de kit de démarrage



TT0105	Ø 3,2 Thor.

kit stubby Gas Lens

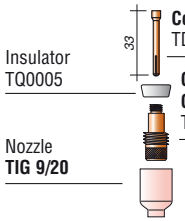

Collet Stubby Gas Lens
TD0095....

Collet Body Stubby Gas Lens
TE0095...

Ø		Ø
TD0095-16	1,6	TE0095-16	1,6
TD0095-20	2,0	TE0095-20	2,0
TD0095-24	2,4	TE0095-24	2,4
TD0095-32	3,2	TE0095-32	3,2

kit stubby

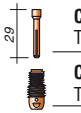

Collet Stubby
TD0002....

Collet Body Stubby
TE0002-00

Ø	
TD0002-10	1,0
TD0002-16	1,6
TD0002-20	2,0
TD0002-24	2,4
TD0002-32	3,2

Copyright © 2012 Trafimet Spa
Edition 08/2012

All trademarks are of exclusive property of the respective companies.
Data and images are indicative and may be changed in any time without notice.

18 Top

Tig welding

LAMELLE	HR6437-10	4m	TSK50-M12x1
	HR6837-10	8m	TSK50-M12x1
L. FLEX	HS6437-10	4m - flex	TSK50-M12x1
	HS6837-10	8m - flex	TSK50-M12x1



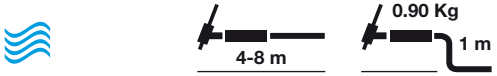

V peak	113		Argon	Ø mm	0.5 ÷ 1.6
X 100%	320A DC 270A AC		4 bar		1.5 l/min

TSK 50
M12x1

EN 60974-7

All trademarks are of exclusive property of the respective companies. Data and images are indicative and may be changed in any time without notice.

BW0066	BW0056	BW0067



EA0130

Standard

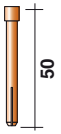

Ø	COD.	REF.
0,5	TD0001-05	10N20
1,0	TD0001-10	10N22
1,6	TD0001-16	10N23
2,0	TD0001-20	
2,4	TD0001-24	10N24
3,2	TD0001-32	10N25
4,0	TD0001-40	54N20
4,8	TD0001-48	30028

TQ0002



Ø	COD.	REF.
0,5	TE0001-05	10N29
1,0	TE0001-10	10N30
1,6	TE0001-16	10N31
2,0	TE0001-20	-
2,4	TE0001-24	10N32
3,2	TE0001-32	10N28
4,0	TE0001-40	406488
4,8	TE0001-48	30126

TC0002	TC0003	TC0004	TC0005	TC0006
4	5	6	7	8
Ø 6.4	Ø 8	Ø 9.8	Ø 11.2	Ø 12.7

TC0007	TC0008	TC0091	TC0092	TC0093
10	12	5	6	7
Ø 15.7	Ø 19	76 Ø 8	76 Ø 9.5	76 Ø 11

Jumbo

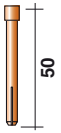

TQ0027

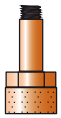

Ø	COD.	REF.
0,5	TD0001-05	10N20
etc.	etc.	etc.

Ø	COD.	REF.
1,6	TE0009-16	45V16
2,4	TE0009-24	45V64
3,2	TE0009-32	-
4,0	TE0009-40	45V63

TC0118	TC0119	TC0120
8	10	12
Ø 12.7	Ø 15.7	Ø 19.5

Gas Lens



TQ0003



Ø	COD.
1,0	TD0022-10
1,6	TD0022-16
2,4	TD0022-24
3,2	TD0022-32
4,0	TD0022-40

Ø	COD.	REF.
0,5	TE0006-05	45V41
1,0	TE0006-10	45V42
1,6	TE0006-16	45V43
2,4	TE0006-24	45V44
3,2	TE0006-32	45V45

TC0031	TC0032	TC0033	TC0034	TC0035
4	5	6	7	8
Ø 6.4	Ø 8	Ø 9.8	Ø 11.2	Ø 12.7

TC0036	TC0037	TC0086	TC0087	TC0088
12	SHORT	5	6	7
Ø 19	Ø 17.2	76 Ø 8	76 Ø 9.5	76 Ø 11

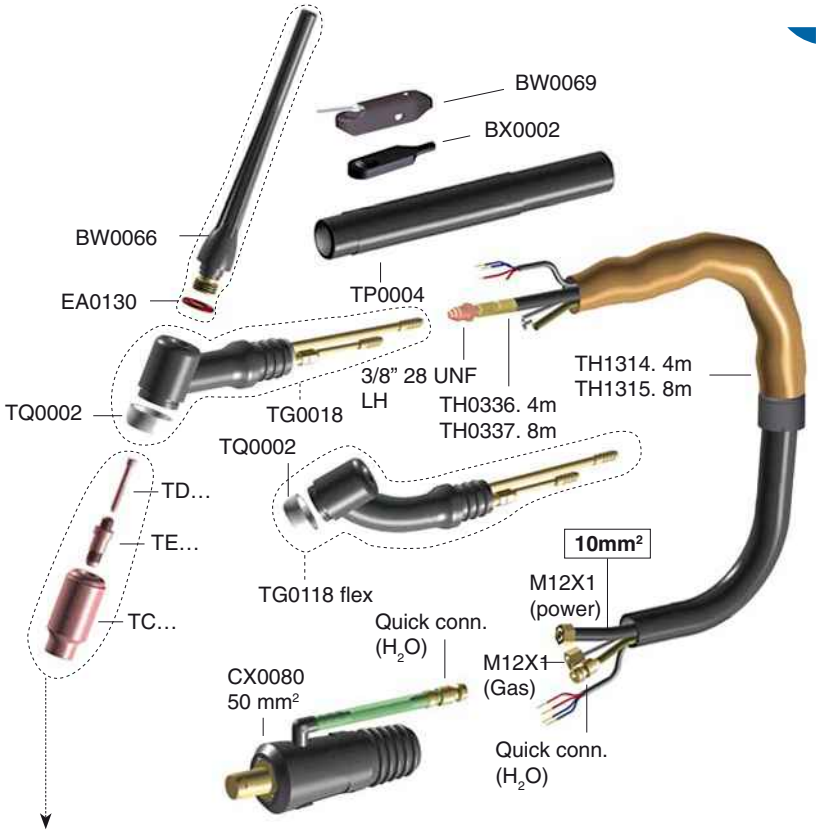

Équipé de kit de démarrage



TT0105	Ø 3,2 Thor.

kit stubby Gas Lens

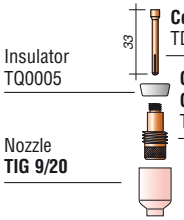

	Ø		Ø
TD0095-16	1,6	TE0095-16	1,6
TD0095-20	2,0	TE0095-20	2,0
TD0095-24	2,4	TE0095-24	2,4
TD0095-32	3,2	TE0095-32	3,2

kit stubby

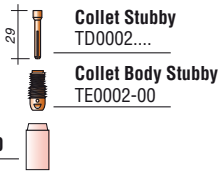

	Ø
TD0002-10	1,0
TD0002-16	1,6
TD0002-20	2,0
TD0002-24	2,4
TD0002-32	3,2

Copyright © 2012 Trafimet Spa
Edition 08/2012

All trademarks are of exclusive property of the respective companies.
Data and images are indicative and may be changed in any time without notice.

18 Top HC

Tig welding

H16437-10	4m	TSK50-M12x1 HC
H16837-10	8m	TSK50-M12x1 HC

LAMELLE



HI-FLEX

4-8 m

0.90 Kg

1 m

V peak	113	Argon	Ø mm 0.5 ÷ 1.6
X 100%	400A DC 300A AC	4 bar	1.5 l/min

TSK 50
M12x1

EN 60974-7

All trademarks are of exclusive property of the respective companies. Data and images are indicative and may be changed in any time without notice.

BW0066	BW0056	BW0067



EA0130

Standard

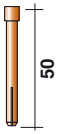

TQ0002

Ø	COD.	REF.
0,5	TD0001-05	10N20
1,0	TD0001-10	10N22
1,6	TD0001-16	10N23
2,0	TD0001-20	
2,4	TD0001-24	10N24
3,2	TD0001-32	10N25
4,0	TD0001-40	54N20
4,8	TD0001-48	30028



Ø	COD.	REF.
0,5	TE0001-05	10N29
1,0	TE0001-10	10N30
1,6	TE0001-16	10N31
2,0	TE0001-20	-
2,4	TE0001-24	10N32
3,2	TE0001-32	10N28
4,0	TE0001-40	406488
4,8	TE0001-48	30126

TC0002	TC0003	TC0004	TC0005	TC0006

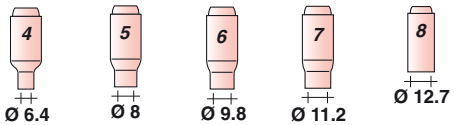

TC0007	TC0008	TC0091	TC0092	TC0093

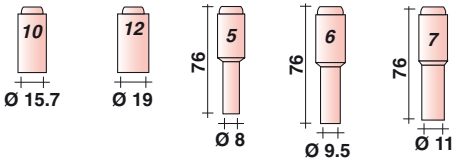

Jumbo

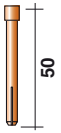

TQ0027

Ø	COD.	REF.
0,5	TD0001-05	10N20
etc.	etc.	etc.

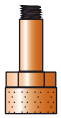

Ø	COD.	REF.
1,6	TE0009-16	45V16
2,4	TE0009-24	45V64
3,2	TE0009-32	-
4,0	TE0009-40	45V63

TC0118	TC0119	TC0120

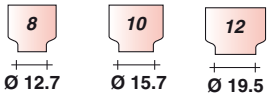

Gas Lens



TQ0003

Ø	COD.
1,0	TD0022-10
1,6	TD0022-16
2,4	TD0022-24
3,2	TD0022-32
4,0	TD0022-40



Ø	COD.	REF.
0,5	TE0006-05	45V41
1,0	TE0006-10	45V42
1,6	TE0006-16	45V43
2,4	TE0006-24	45V44
3,2	TE0006-32	45V45

TC0031	TC0032	TC0033	TC0034	TC0035

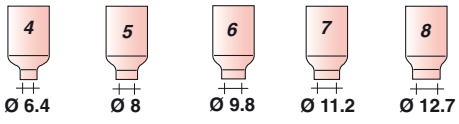

TC0036	TC0037	TC0086	TC0087	TC0088

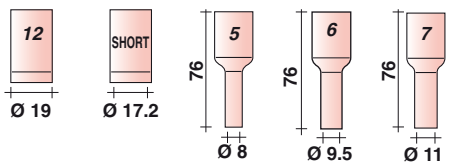

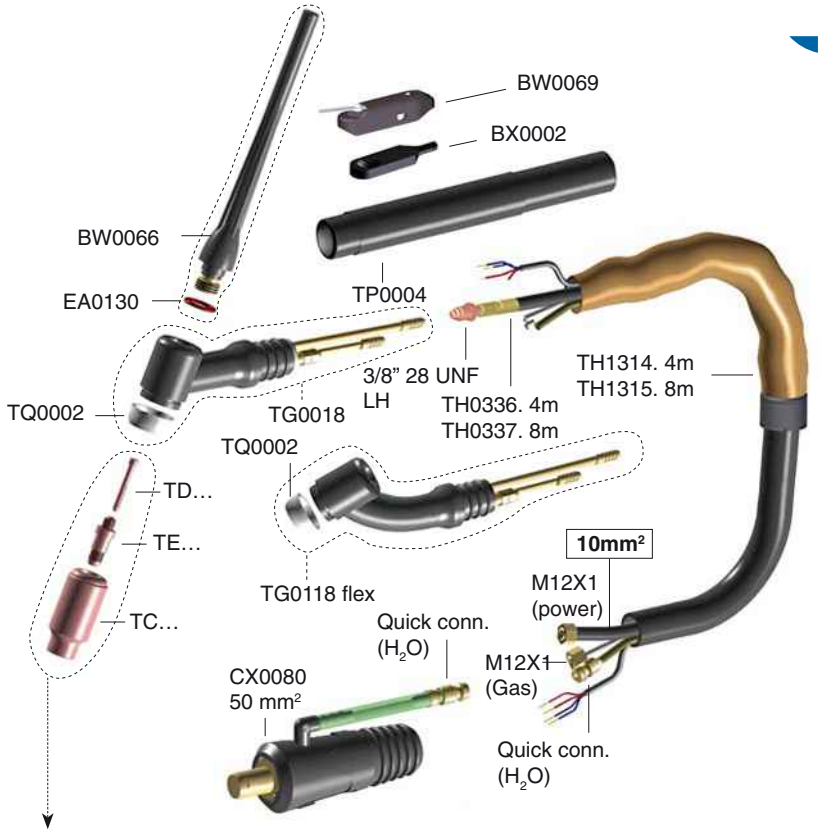

Équipé de kit de démarrage



TT0105	Ø 3,2 Thor.

kit stubby Gas Lens

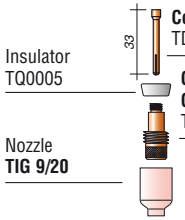

	Ø		Ø
TD0095-16	1,6	TE0095-16	1,6
TD0095-20	2,0	TE0095-20	2,0
TD0095-24	2,4	TE0095-24	2,4
TD0095-32	3,2	TE0095-32	3,2

kit stubby

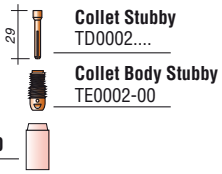

	Ø
TD0002-10	1,0
TD0002-16	1,6
TD0002-20	2,0
TD0002-24	2,4
TD0002-32	3,2

Copyright © 2012 Trafimet Spa
Edition 08/2012

All trademarks are of exclusive property of the respective companies.
Data and images are indicative and may be changed in any time without notice.

20 Top

Tig welding

LAMELLE	HV6437-10	4m	TSK50-M12x1
	HV6837-10	8m	TSK50-M12x1
L. FLEX	HU6437-10	4m - flex	TSK50-M12x1
	HU6837-10	8m - flex	TSK50-M12x1



EN 60974-7

All trademarks are of exclusive property of the respective companies. Data and images are indicative and may be changed in any time without notice.

BW0063	BW0064	BW0065



EA0129

Standard



Ø	COD.	REF.
0,5	TD0003-05	13N20
1,0	TD0003-10	13N21
1,6	TD0003-16	13N22
2,0	TD0003-20	
2,4	TD0003-24	13N23
3,2	TD0003-32	13N24

TQ0001



Ø	COD.	REF.
0,5	TE0003-05	13N25
1,0	TE0003-10	13N26
1,6	TE0003-16	13N27
2,0	TE0003-20	
2,4	TE0003-24	13N28
3,2	TE0003-32	13N29

TC0012	TC0013	TC00096	TC0097	TC0098
Ø 6.4	Ø 8	Ø 6.5	Ø 8	Ø 9.5
TC0014	TC0015	TC0101	TC0102	TC0103
Ø 9.8	Ø 11.2	Ø 6.5	Ø 8	Ø 6.5
TC0016	TC0017			
Ø 12.7	Ø 15.7			

Jumbo

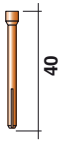

Ø	COD.
1,6	TD0088-16
2,4	TD0088-24
3,2	TD0088-32

TQ0026



Ø	COD.
1,6	TE0088-16
2,4	TE0088-24
3,2	TE0088-32

TC0118	TC0119	TC0120
Ø 12.7	Ø 15.7	Ø 19.5

Gas Lens



Ø	COD.	REF.
0,5	TD0003-05	13N20
etc.	etc.	etc.

TQ0001



Ø	COD.	REF.
0,5	TE0005-05	45V41
1,0	TE0005-10	45V42
1,6	TE0005-16	45V43
2,4	TE0005-24	45V44
3,2	TE0005-32	45V45

TC0041	TC0042	TC0043
Ø 6.4	Ø 8	Ø 9.8
TC0044	TC0045	
Ø 11.2	Ø 12.7	

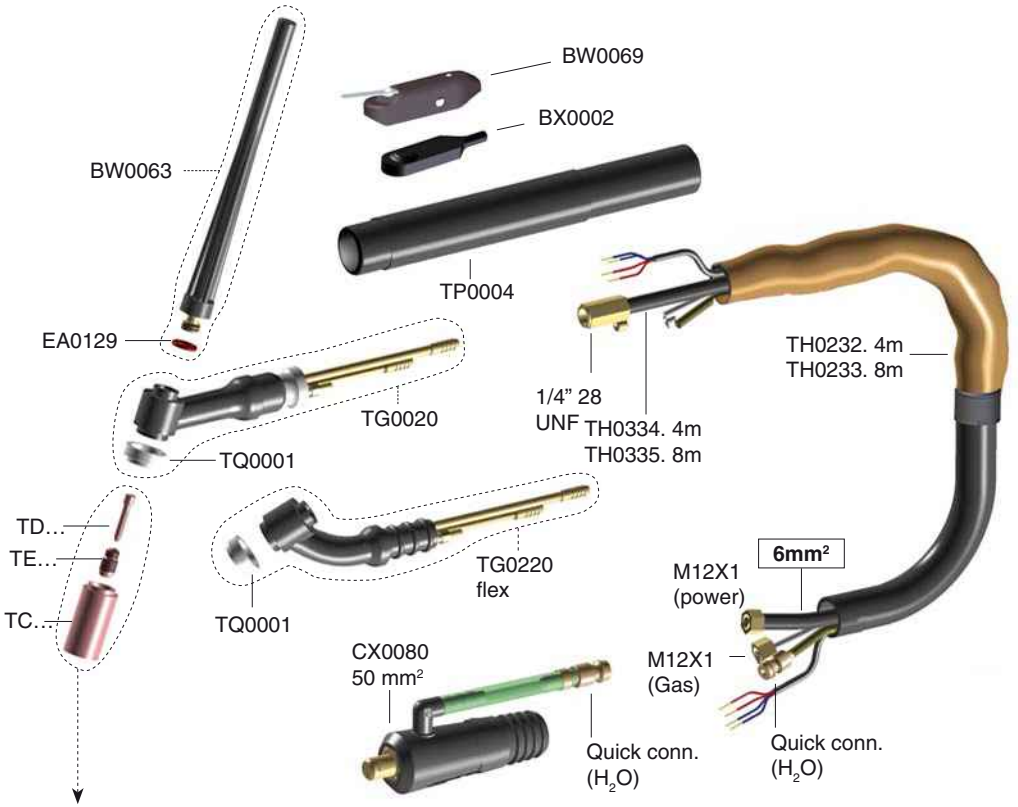

Équipé de kit de démarrage



TT0102	Ø 2,4 Thor.

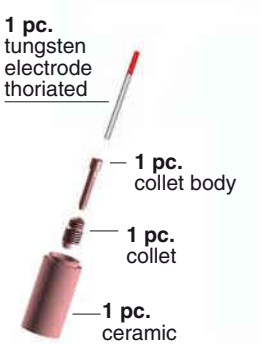

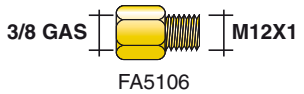

Copyright © 2012 Trafimet Spa
Edition 08/2012

All trademarks are of exclusive property of the respective companies.
Data and images are indicative and may be changed in any time without notice.

20 Top HC

Tig welding

LAMELLE	H66437-10	4m	TSK50-M12x1 HC
	H66837-10	8m	TSK50-M12x1 HC



V peak	113		Argon	Ø mm	0.5 ÷ 3.2
X 100%	320A DC 250A AC		4 bar		1.5 l/min



EN 60974-7

All trademarks are of exclusive property of the respective companies. Data and images are indicative and may be changed in any time without notice.

BW0063	BW0064	BW0065



EA0129

Standard



TQ0001

Ø	COD.	REF.
0,5	TD0003-05	13N20
1,0	TD0003-10	13N21
1,6	TD0003-16	13N22
2,0	TD0003-20	
2,4	TD0003-24	13N23
3,2	TD0003-32	13N24



Ø	COD.	REF.
0,5	TE0003-05	13N25
1,0	TE0003-10	13N26
1,6	TE0003-16	13N27
2,0	TE0003-20	
2,4	TE0003-24	13N28
3,2	TE0003-32	13N29

TC0012	TC0013	TC00096	TC0097	TC0098
Ø 6.4	Ø 8	Ø 6.5	Ø 8	Ø 9.5

TC0014	TC0015	TC0101	TC0102	TC0103
Ø 9.8	Ø 11.2	Ø 6.5	Ø 8	Ø 6.5

TC0016	TC0017
Ø 12.7	Ø 15.7

Jumbo

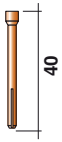

TQ0026

Ø	COD.
1,6	TD0088-16
2,4	TD0088-24
3,2	TD0088-32



Ø	COD.
1,6	TE0088-16
2,4	TE0088-24
3,2	TE0088-32

TC0118	TC0119	TC0120
Ø 12.7	Ø 15.7	Ø 19.5

Gas Lens



TQ0001

Ø	COD.	REF.
0,5	TD0003-05	13N20
etc.	etc.	etc.



Ø	COD.	REF.
0,5	TE0005-05	45V41
1,0	TE0005-10	45V42
1,6	TE0005-16	45V43
2,4	TE0005-24	45V44
3,2	TE0005-32	45V45

TC0041	TC0042	TC0043
Ø 6.4	Ø 8	Ø 9.8

TC0044	TC0045
Ø 11.2	Ø 12.7

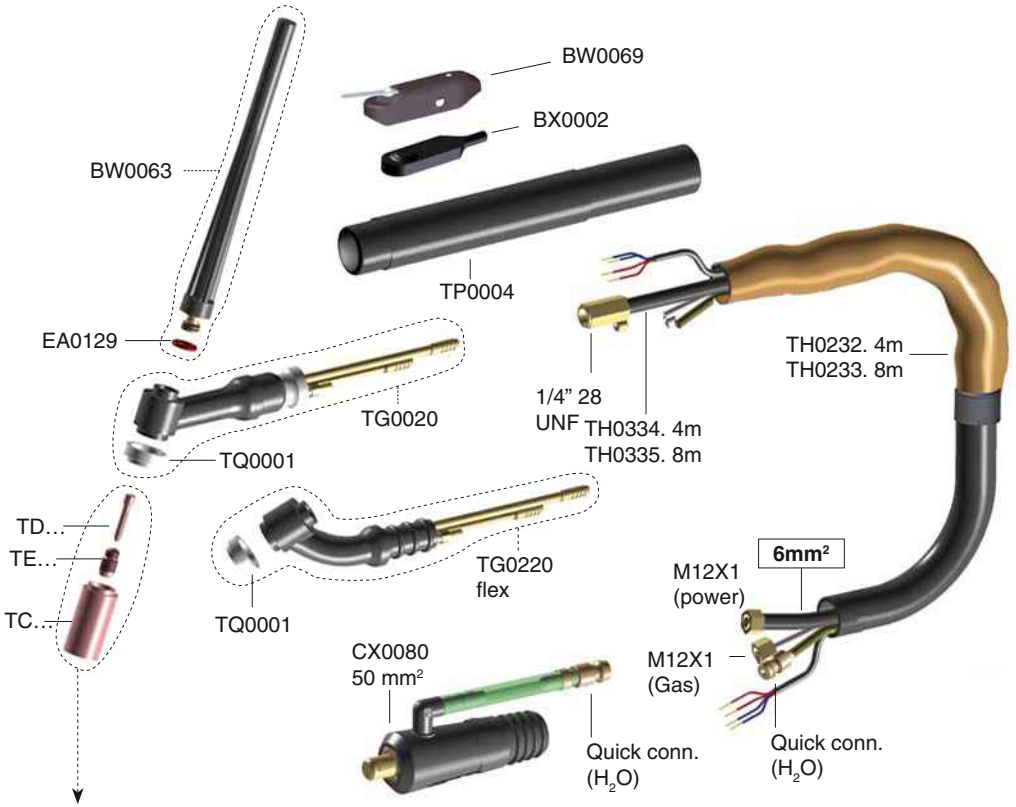

Équipé de kit de démarrage



TT0102	Ø 2,4 Thor.

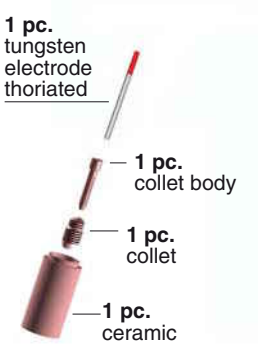

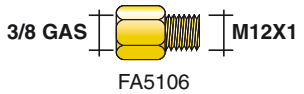

Copyright © 2012 Trafimet Spa
Edition 08/2012

All trademarks are of exclusive property of the respective companies.
Data and images are indicative and may be changed in any time without notice.

trafimet welding & cutting

26 Top

Tig welding

LAMELLE	HK6409-10	4m	TSK50-M12x1
	HK6809-10	8m	TSK50-M12x1
L. FLEX	HL6409-10	4m - flex	TSK50-M12x1
	HL6809-10	8m - flex	TSK50-M12x1

4-8 m

0.55 Kg

1 m

V peak	113
Argon	
Ø mm	0.5 ÷ 2.4
X 35%	180A DC 150A AC



EN 60974-7

All trademarks are of exclusive property of the respective companies. Data and images are indicative and may be changed in any time without notice.

BW0066	BW0056	BW0067



EA0130

Standard

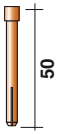

TQ0002

Ø	COD.	REF.
0,5	TD0001-05	10N20
1,0	TD0001-10	10N22
1,6	TD0001-16	10N23
2,0	TD0001-20	
2,4	TD0001-24	10N24
3,2	TD0001-32	10N25
4,0	TD0001-40	54N20
4,8	TD0001-48	30028



Ø	COD.	REF.
0,5	TE0001-05	10N29
1,0	TE0001-10	10N30
1,6	TE0001-16	10N31
2,0	TE0001-20	-
2,4	TE0001-24	10N32
3,2	TE0001-32	10N28
4,0	TE0001-40	406488
4,8	TE0001-48	30126

TC0002	TC0003	TC0004	TC0005	TC0006

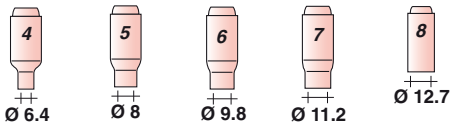

TC0007	TC0008	TC0091	TC0092	TC0093

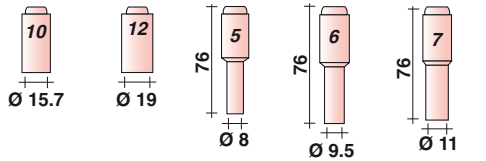

Jumbo

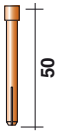

TQ0027

Ø	COD.	REF.
0,5	TD0001-05	10N20
etc.	etc.	etc.

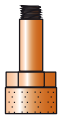

Ø	COD.	REF.
1,6	TE0009-16	45V16
2,4	TE0009-24	45V64
3,2	TE0009-32	-
4,0	TE0009-40	45V63

TC0118	TC0119	TC0120

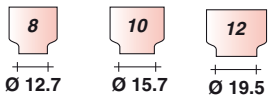

Gas Lens



TQ0003

Ø	COD.
1,0	TD0022-10
1,6	TD0022-16
2,4	TD0022-24
3,2	TD0022-32
4,0	TD0022-40



Ø	COD.	REF.
0,5	TE0006-05	45V41
1,0	TE0006-10	45V42
1,6	TE0006-16	45V43
2,4	TE0006-24	45V44
3,2	TE0006-32	45V45

TC0031	TC0032	TC0033	TC0034	TC0035

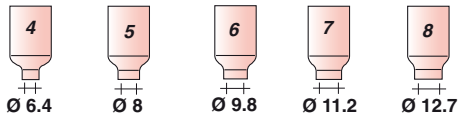

TC0036	TC0037	TC0086	TC0087	TC0088

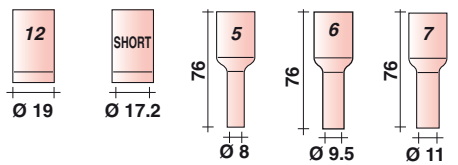

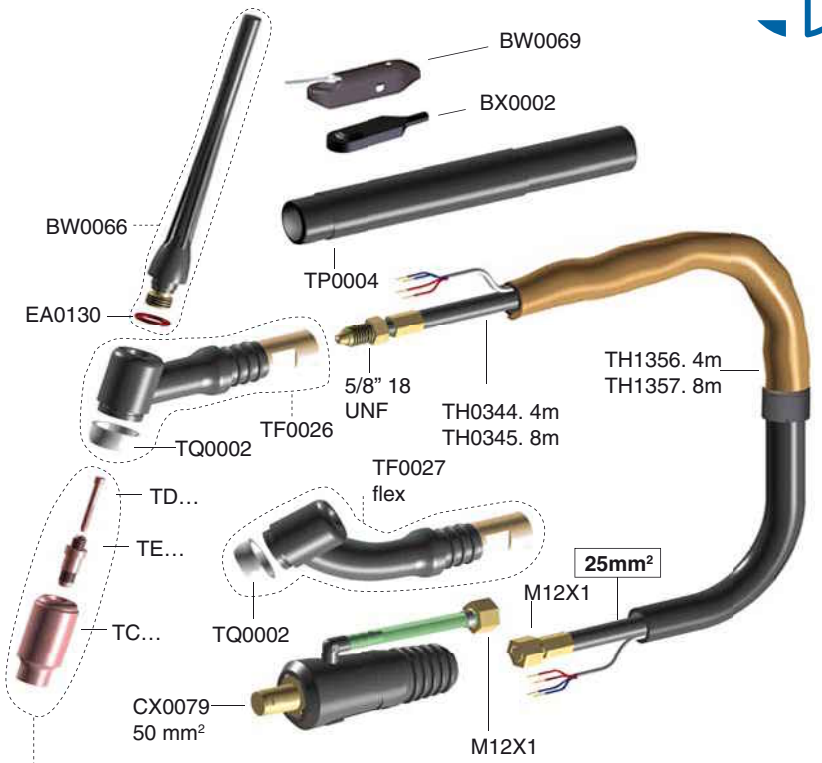

Équipé de kit de démarrage



TT0105	Ø 3,2 Thor.

kit stubby Gas Lens

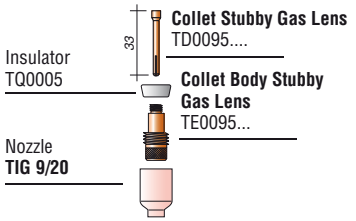

	Ø		Ø
TD0095-16	1,6	TE0095-16	1,6
TD0095-20	2,0	TE0095-20	2,0
TD0095-24	2,4	TE0095-24	2,4
TD0095-32	3,2	TE0095-32	3,2

kit stubby

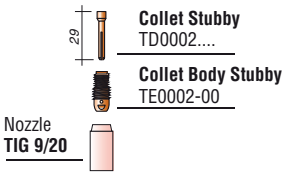

	Ø
TD0002-10	1,0
TD0002-16	1,6
TD0002-20	2,0
TD0002-24	2,4
TD0002-32	3,2

Copyright © 2012 Trafimet Spa
Edition 08/2012

All trademarks are of exclusive property of the respective companies.
Data and images are indicative and may be changed in any time without notice.

50 Top SHC

Tig welding

LAMELLE	H56437-10	4m	TSK50-M12x1
	H56837-10	8m	TSK50-M12x1



EN 60974-7

All trademarks are of exclusive property of the respective companies. Data and images are indicative and may be changed in any time without notice.

50 Top SHC

up to 400A

BW0066	BW0056	BW0067



EA0130

TQ0993

Ø	COD.
1,6	TD0097-16
2,4	TD0097-24
3,2	TD0097-32
4,0	TD0097-40
4,8	TD0097-48

TE0098-48





Ø	COD.
1,6	TE0097-16
2,4	TE0097-24
3,2	TE0097-32
4,0	TE0097-40
4,8	TE0097-48
6,4	TE0097-64

TC0118	TC0119	TC0120
8	10	12
Ø 12.7	Ø 15.7	Ø 19.5

500 A

BW0993	BW0994





Ø	COD.
6,4	TE0097-64

TC0118	TC0119	TC0120
8	10	12
Ø 12.7	Ø 15.7	Ø 19.5

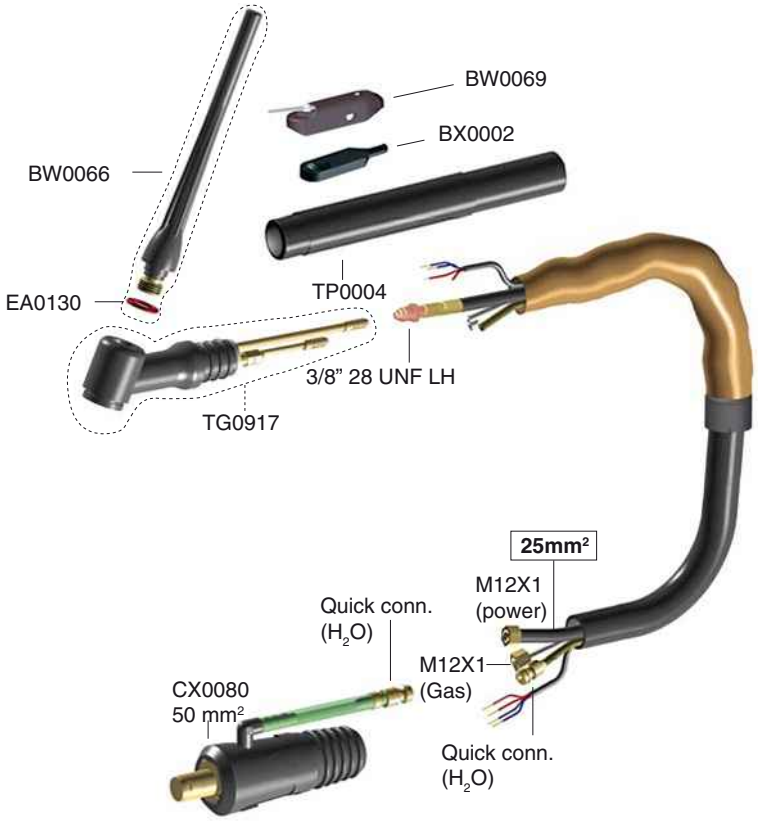

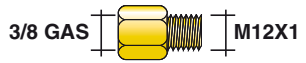

FA5106

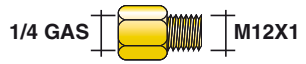

FA5105

Copyright © 2012 Trafimet Spa
Edition 08/2012

All trademarks are of exclusive property of the respective companies.
Data and images are indicative and may be changed in any time without notice.

9 Coton

Tig welding

LAMELLE	SA6409-75	4m	TSK50-M12x1
	SA6809-75	8m	TSK50-M12x1
L. FLEX	SB6409-75	4m - flex	TSK50-M12x1
	SB6809-75	8m - flex	TSK50-M12x1

4-8 m

0.45 Kg

1 m

V peak	113
Argon	
Ø mm	0.5 ÷ 1.6
X 35%	110A DC 95A AC





TSK 50
M12x1

EN 60974-7

All trademarks are of exclusive property of the respective companies. Data and images are indicative and may be changed in any time without notice.

BW0063	BW0064	BW0065



EA0129

Standard



TQ0001

Ø	COD.	REF.
0,5	TD0003-05	13N20
1,0	TD0003-10	13N21
1,6	TD0003-16	13N22
2,0	TD0003-20	
2,4	TD0003-24	13N23
3,2	TD0003-32	13N24



Ø	COD.	REF.
0,5	TE0003-05	13N25
1,0	TE0003-10	13N26
1,6	TE0003-16	13N27
2,0	TE0003-20	
2,4	TE0003-24	13N28
3,2	TE0003-32	13N29

TC0012	TC0013	TC00096	TC0097	TC0098
Ø 6.4	Ø 8	Ø 6.5	Ø 8	Ø 9.5

TC0014	TC0015	TC0101	TC0102	TC0103
Ø 9.8	Ø 11.2	Ø 6.5	Ø 8	Ø 6.5

TC0016	TC0017
Ø 12.7	Ø 15.7

Jumbo

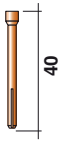

TQ0026

Ø	COD.
1,6	TD0088-16
2,4	TD0088-24
3,2	TD0088-32



Ø	COD.
1,6	TE0088-16
2,4	TE0088-24
3,2	TE0088-32

TC0118	TC0119	TC0120
Ø 12.7	Ø 15.7	Ø 19.5

Gas Lens



TQ0001

Ø	COD.	REF.
0,5	TD0003-05	13N20
etc.	etc.	etc.



Ø	COD.	REF.
0,5	TE0005-05	45V41
1,0	TE0005-10	45V42
1,6	TE0005-16	45V43
2,4	TE0005-24	45V44
3,2	TE0005-32	45V45

TC0041	TC0042	TC0043
Ø 6.4	Ø 8	Ø 9.8

TC0044	TC0045
Ø 11.2	Ø 12.7

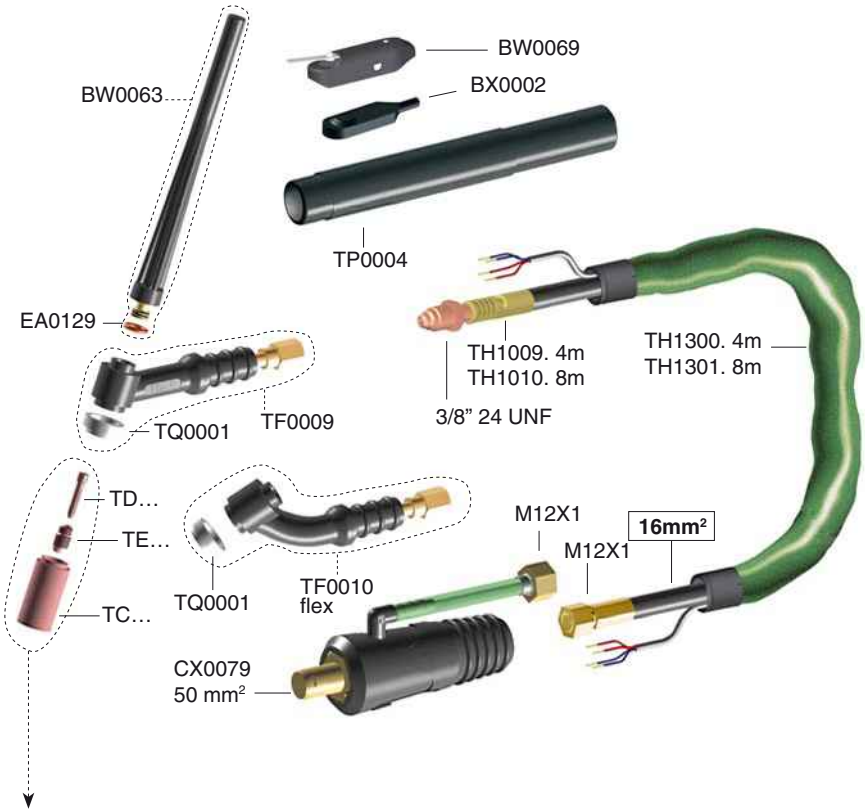

Équipé de kit de démarrage



TT0102	Ø 2,4 Thor.

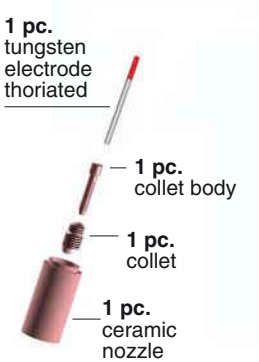

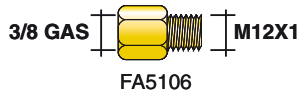

Copyright © 2012 Trafimet Spa
Edition 08/2012

All trademarks are of exclusive property of the respective companies.
Data and images are indicative and may be changed in any time without notice.

17 Coton

Tig welding

SF6409-75	4m	TSK50-M12x1
SF6809-75	8m	TSK50-M12x1
SG6409-75	4m - flex	TSK50-M12x1
SG6809-75	8m - flex	TSK50-M12x1

LAMELLE

L. FLEX

4-8 m

0.55 Kg

1 m

V peak	113
Argon	
Ø mm	0.5 ÷ 2.4
X 35%	140A DC 125A AC





TSK 50
M12x1

EN 60974-7

All trademarks are of exclusive property of the respective companies. Data and images are indicative and may be changed in any time without notice.

BW0066	BW0056	BW0067



EA0130

Standard

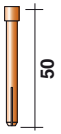

TQ0002

Ø	COD.	REF.
0,5	TD0001-05	10N20
1,0	TD0001-10	10N22
1,6	TD0001-16	10N23
2,0	TD0001-20	
2,4	TD0001-24	10N24
3,2	TD0001-32	10N25
4,0	TD0001-40	54N20
4,8	TD0001-48	30028



Ø	COD.	REF.
0,5	TE0001-05	10N29
1,0	TE0001-10	10N30
1,6	TE0001-16	10N31
2,0	TE0001-20	-
2,4	TE0001-24	10N32
3,2	TE0001-32	10N28
4,0	TE0001-40	406488
4,8	TE0001-48	30126

TC0002	TC0003	TC0004	TC0005	TC0006
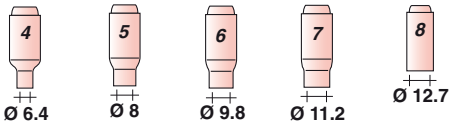				
Ø 6.4	Ø 8	Ø 9.8	Ø 11.2	Ø 12.7

TC0007	TC0008	TC0091	TC0092	TC0093
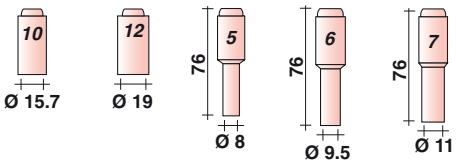				
Ø 15.7	Ø 19	Ø 8	Ø 9.5	Ø 11

Jumbo

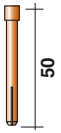

TQ0027

Ø	COD.	REF.
0,5	TD0001-05	10N20
etc.	etc.	etc.

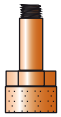

Ø	COD.	REF.
1,6	TE0009-16	45V16
2,4	TE0009-24	45V64
3,2	TE0009-32	-
4,0	TE0009-40	45V63

TC0118	TC0119	TC0120
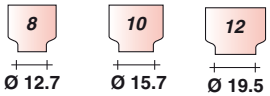		
Ø 12.7	Ø 15.7	Ø 19.5

Gas Lens



TQ0003

Ø	COD.
1,0	TD0022-10
1,6	TD0022-16
2,4	TD0022-24
3,2	TD0022-32
4,0	TD0022-40



Ø	COD.	REF.
0,5	TE0006-05	45V41
1,0	TE0006-10	45V42
1,6	TE0006-16	45V43
2,4	TE0006-24	45V44
3,2	TE0006-32	45V45

TC0031	TC0032	TC0033	TC0034	TC0035
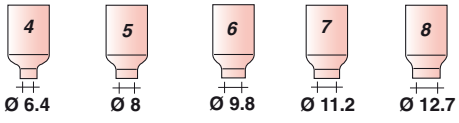				
Ø 6.4	Ø 8	Ø 9.8	Ø 11.2	Ø 12.7

TC0036	TC0037	TC0086	TC0087	TC0088
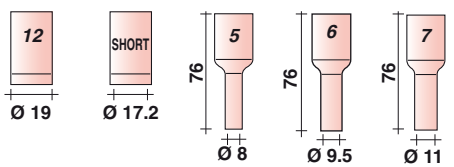				
Ø 19	Ø 17.2	Ø 8	Ø 9.5	Ø 11

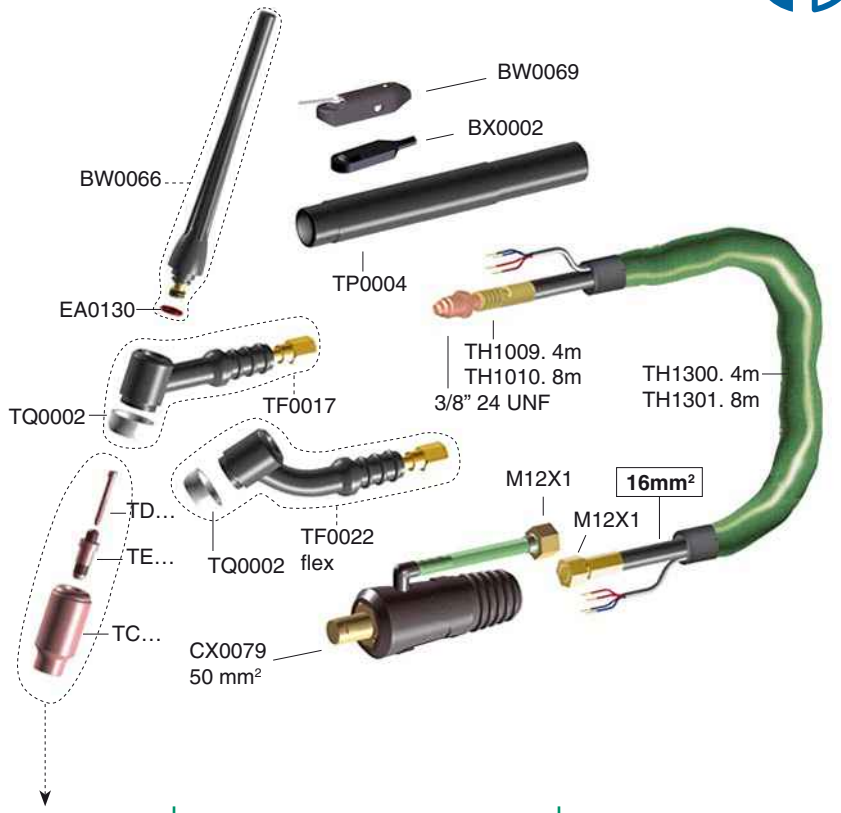

Équipé de kit de démarrage



TT0105	Ø 3,2 Thor.

kit stubby Gas Lens

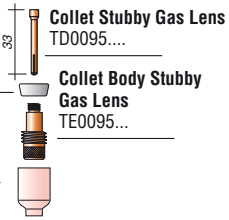

	Ø		Ø
TD0095-16	1,6	TE0095-16	1,6
TD0095-20	2,0	TE0095-20	2,0
TD0095-24	2,4	TE0095-24	2,4
TD0095-32	3,2	TE0095-32	3,2

kit stubby

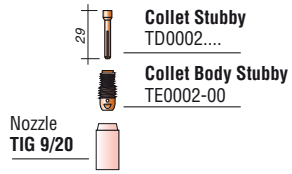

	Ø
TD0002-10	1,0
TD0002-16	1,6
TD0002-20	2,0
TD0002-24	2,4
TD0002-32	3,2

Copyright © 2012 Trafimet Spa
Edition 08/2012

All trademarks are of exclusive property of the respective companies.
Data and images are indicative and may be changed in any time without notice.

18 Coton

Tig welding

LAMELLE	SR6437-75	4m	TSK50-M12x1
	SR6837-75	8m	TSK50-M12x1
L. FLEX	SS6437-75	4m - flex	TSK50-M12x1
	SS6837-75	8m - flex	TSK50-M12x1



4-8 m

0.90 Kg

1 m

V peak	113		Argon	Ø mm	0.5 ÷ 1.6
X 100%	320A DC 270A AC		4 bar		1.5 l/min



TSK 50
M12x1

EN 60974-7 CE

All trademarks are of exclusive property of the respective companies. Data and images are indicative and may be changed in any time without notice.

BW0066	BW0056	BW0067



EA0130

Standard

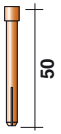

TQ0002

Ø	COD.	REF.
0,5	TD0001-05	10N20
1,0	TD0001-10	10N22
1,6	TD0001-16	10N23
2,0	TD0001-20	
2,4	TD0001-24	10N24
3,2	TD0001-32	10N25
4,0	TD0001-40	54N20
4,8	TD0001-48	30028



Ø	COD.	REF.
0,5	TE0001-05	10N29
1,0	TE0001-10	10N30
1,6	TE0001-16	10N31
2,0	TE0001-20	-
2,4	TE0001-24	10N32
3,2	TE0001-32	10N28
4,0	TE0001-40	406488
4,8	TE0001-48	30126

TC0002	TC0003	TC0004	TC0005	TC0006

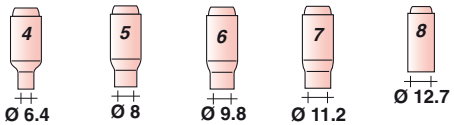

TC0007	TC0008	TC0091	TC0092	TC0093

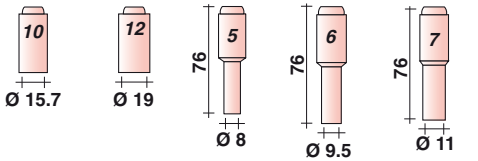

Jumbo

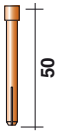

TQ0027

Ø	COD.	REF.
0,5	TD0001-05	10N20
etc.	etc.	etc.

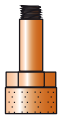

Ø	COD.	REF.
1,6	TE0009-16	45V16
2,4	TE0009-24	45V64
3,2	TE0009-32	-
4,0	TE0009-40	45V63

TC0118	TC0119	TC0120

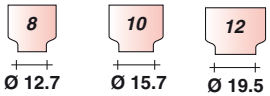

Gas Lens



TQ0003

Ø	COD.
1,0	TD0022-10
1,6	TD0022-16
2,4	TD0022-24
3,2	TD0022-32
4,0	TD0022-40



Ø	COD.	REF.
0,5	TE0006-05	45V41
1,0	TE0006-10	45V42
1,6	TE0006-16	45V43
2,4	TE0006-24	45V44
3,2	TE0006-32	45V45

TC0031	TC0032	TC0033	TC0034	TC0035

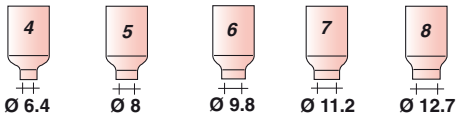

TC0036	TC0037	TC0086	TC0087	TC0088

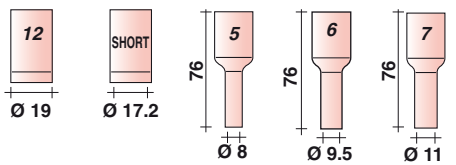

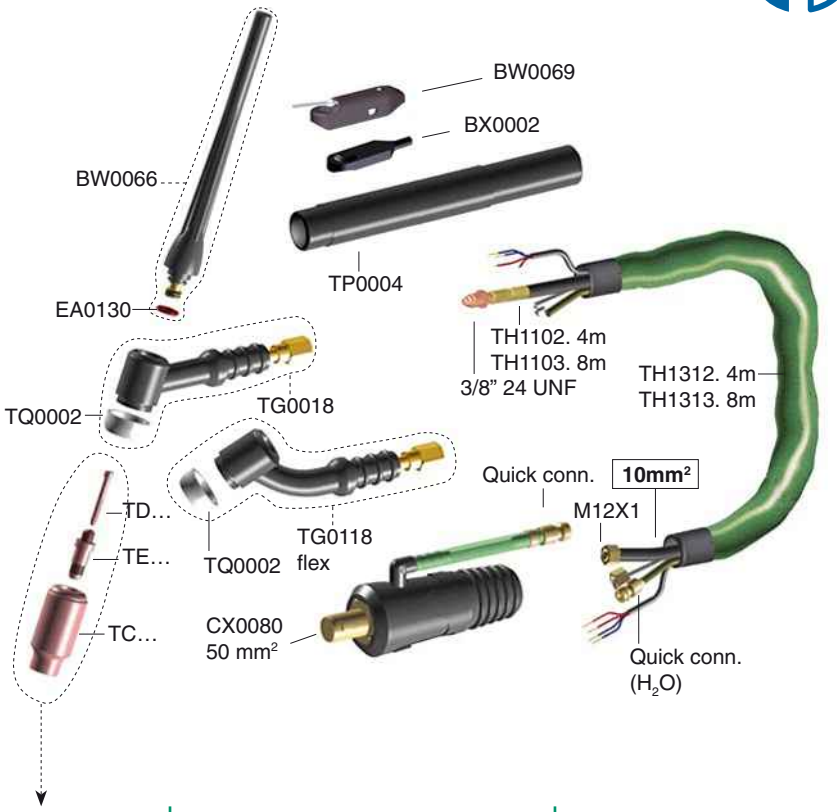

Équipé de kit de démarrage



TT0105	Ø 3,2 Thor.

kit stubby Gas Lens

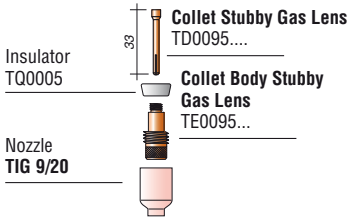

	Ø		Ø
TD0095-16	1,6	TE0095-16	1,6
TD0095-20	2,0	TE0095-20	2,0
TD0095-24	2,4	TE0095-24	2,4
TD0095-32	3,2	TE0095-32	3,2

kit stubby

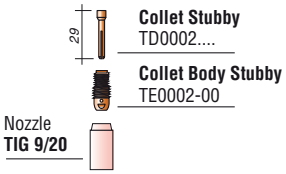

	Ø
TD0002-10	1,0
TD0002-16	1,6
TD0002-20	2,0
TD0002-24	2,4
TD0002-32	3,2

Copyright © 2012 Trafimet Spa
Edition 08/2012

All trademarks are of exclusive property of the respective companies.
Data and images are indicative and may be changed in any time without notice.

18 Coton HC

Tig welding

LAMELLE	S16437-75	4m	TSK50-M12x1 HC
	S16837-75	8m	TSK50-M12x1 HC



4-8 m

0.90 Kg

1 m

V peak	113	Argon	Ø mm 0.5 ÷ 1.6
X 100%	400A DC 300A AC	4 bar	1.5 l/min



TSK 50
M12x1

EN 60974-7

All trademarks are of exclusive property of the respective companies. Data and images are indicative and may be changed in any time without notice.

BW0066	BW0056	BW0067



EA0130

Standard

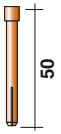

TQ0002

Ø	COD.	REF.
0,5	TD0001-05	10N20
1,0	TD0001-10	10N22
1,6	TD0001-16	10N23
2,0	TD0001-20	
2,4	TD0001-24	10N24
3,2	TD0001-32	10N25
4,0	TD0001-40	54N20
4,8	TD0001-48	30028



Ø	COD.	REF.
0,5	TE0001-05	10N29
1,0	TE0001-10	10N30
1,6	TE0001-16	10N31
2,0	TE0001-20	-
2,4	TE0001-24	10N32
3,2	TE0001-32	10N28
4,0	TE0001-40	406488
4,8	TE0001-48	30126

TC0002	TC0003	TC0004	TC0005	TC0006
4 Ø 6.4	5 Ø 8	6 Ø 9.8	7 Ø 11.2	8 Ø 12.7

TC0007	TC0008	TC0091	TC0092	TC0093
10 Ø 15.7	12 Ø 19	5 76 Ø 8	6 76 Ø 9.5	7 76 Ø 11

Jumbo

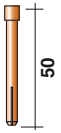

TQ0027

Ø	COD.	REF.
0,5	TD0001-05	10N20
etc.	etc.	etc.

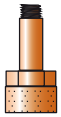

Ø	COD.	REF.
1,6	TE0009-16	45V16
2,4	TE0009-24	45V64
3,2	TE0009-32	-
4,0	TE0009-40	45V63

TC0118	TC0119	TC0120
8 Ø 12.7	10 Ø 15.7	12 Ø 19.5

Gas Lens



TQ0003

Ø	COD.
1,0	TD0022-10
1,6	TD0022-16
2,4	TD0022-24
3,2	TD0022-32
4,0	TD0022-40



Ø	COD.	REF.
0,5	TE0006-05	45V41
1,0	TE0006-10	45V42
1,6	TE0006-16	45V43
2,4	TE0006-24	45V44
3,2	TE0006-32	45V45

TC0031	TC0032	TC0033	TC0034	TC0035
4 Ø 6.4	5 Ø 8	6 Ø 9.8	7 Ø 11.2	8 Ø 12.7

TC0036	TC0037	TC0086	TC0087	TC0088
12 Ø 19	SHORT Ø 17.2	5 76 Ø 8	6 76 Ø 9.5	7 76 Ø 11

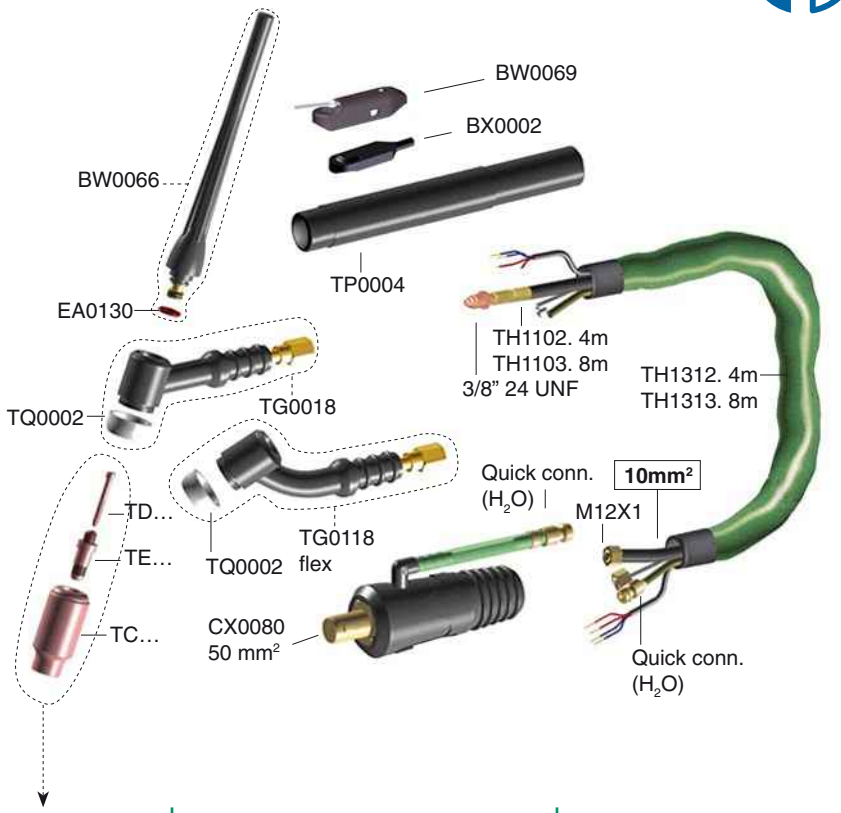

Équipé de kit de démarrage



TT0105	Ø 3,2 Thor.

kit stubby Gas Lens

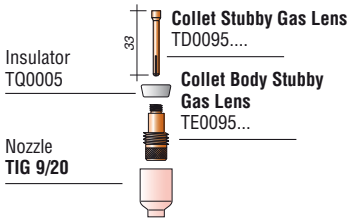

	Ø		Ø
TD0095-16	1,6	TE0095-16	1,6
TD0095-20	2,0	TE0095-20	2,0
TD0095-24	2,4	TE0095-24	2,4
TD0095-32	3,2	TE0095-32	3,2

kit stubby

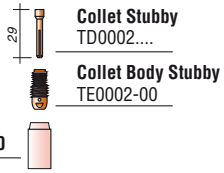

	Ø
TD0002-10	1,0
TD0002-16	1,6
TD0002-20	2,0
TD0002-24	2,4
TD0002-32	3,2

Copyright © 2012 Trafimet Spa
Edition 08/2012

All trademarks are of exclusive property of the respective companies.
Data and images are indicative and may be changed in any time without notice.

20 Coton

Tig welding

SV6437-75	4m	TSK50-M12x1
SV6837-75	8m	TSK50-M12x1
SU6437-75	4m - flex	TSK50-M12x1
SU6837-75	8m - flex	TSK50-M12x1

LAMELLE

L. FLEX



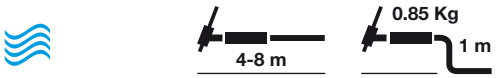

V peak	113		Argon	Ø mm	0.5 ÷ 3.2
X 100%	250A DC 220A AC		4 bar		1.5 l/min



TSK 50
M12x1

EN 60974-7

All trademarks are of exclusive property of the respective companies. Data and images are indicative and may be changed in any time without notice.

BW0063	BW0064	BW0065



EA0129

Standard



TQ0001

Ø	COD.	REF.
0,5	TD0003-05	13N20
1,0	TD0003-10	13N21
1,6	TD0003-16	13N22
2,0	TD0003-20	
2,4	TD0003-24	13N23
3,2	TD0003-32	13N24



Ø	COD.	REF.
0,5	TE0003-05	13N25
1,0	TE0003-10	13N26
1,6	TE0003-16	13N27
2,0	TE0003-20	
2,4	TE0003-24	13N28
3,2	TE0003-32	13N29

TC0012	TC0013	TC00096	TC0097	TC0098
Ø 6.4	Ø 8	Ø 6.5	Ø 8	Ø 9.5

TC0014	TC0015	TC0101	TC0102	TC0103
Ø 9.8	Ø 11.2	Ø 6.5	Ø 8	Ø 6.5

TC0016	TC0017
Ø 12.7	Ø 15.7

Jumbo

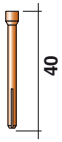

TQ0026

Ø	COD.
1,6	TD0088-16
2,4	TD0088-24
3,2	TD0088-32



Ø	COD.
1,6	TE0088-16
2,4	TE0088-24
3,2	TE0088-32

TC0118	TC0119	TC0120
Ø 12.7	Ø 15.7	Ø 19.5

Gas Lens



TQ0001

Ø	COD.	REF.
0,5	TD0003-05	13N20
etc.	etc.	etc.



Ø	COD.	REF.
0,5	TE0005-05	45V41
1,0	TE0005-10	45V42
1,6	TE0005-16	45V43
2,4	TE0005-24	45V44
3,2	TE0005-32	45V45

TC0041	TC0042	TC0043
Ø 6.4	Ø 8	Ø 9.8

TC0044	TC0045
Ø 11.2	Ø 12.7



Équipé de kit de démarrage



TT0101	Ø 1,6 Thor.
TT0102	Ø 2,4 Thor.

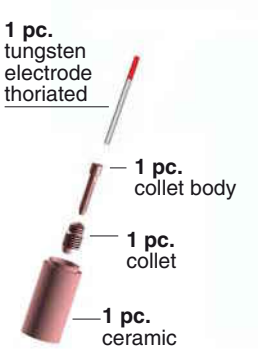

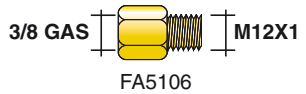

Copyright © 2012 Trafimet Spa
Edition 08/2012

All trademarks are of exclusive property of the respective companies.
Data and images are indicative and may be changed in any time without notice.

20 Coton HC

Tig welding

LAMELLE	S66437-75	4m	TSK50-M12x1 HC
	S66837-75	8m	TSK50-M12x1 HC



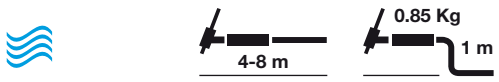

V peak	113		Argon	Ø mm	0.5 ÷ 3.2
X 100%	320A DC 250A AC		4 bar		1.5 l/min



TSK 50
M12x1

EN 60974-7

All trademarks are of exclusive property of the respective companies. Data and images are indicative and may be changed in any time without notice.

BW0063	BW0064	BW0065



EA0129

Standard



Ø	COD.	REF.
0,5	TD0003-05	13N20
1,0	TD0003-10	13N21
1,6	TD0003-16	13N22
2,0	TD0003-20	
2,4	TD0003-24	13N23
3,2	TD0003-32	13N24

TQ0001



Ø	COD.	REF.
0,5	TE0003-05	13N25
1,0	TE0003-10	13N26
1,6	TE0003-16	13N27
2,0	TE0003-20	
2,4	TE0003-24	13N28
3,2	TE0003-32	13N29

TC0012	TC0013	TC00096	TC0097	TC0098
Ø 6.4	Ø 8	Ø 6.5	Ø 8	Ø 9.5

TC0014	TC0015	TC0101	TC0102	TC0103
Ø 9.8	Ø 11.2	Ø 6.5	Ø 8	Ø 6.5

TC0016	TC0017
Ø 12.7	Ø 15.7

Jumbo

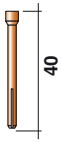

TQ0026



Ø	COD.
1,6	TD0088-16
2,4	TD0088-24
3,2	TD0088-32

Ø	COD.
1,6	TE0088-16
2,4	TE0088-24
3,2	TE0088-32

TC0118	TC0119	TC0120
Ø 12.7	Ø 15.7	Ø 19.5

Gas Lens



TQ0001



Ø	COD.	REF.
0,5	TD0003-05	13N20
etc.	etc.	etc.

Ø	COD.	REF.
0,5	TE0005-05	45V41
1,0	TE0005-10	45V42
1,6	TE0005-16	45V43
2,4	TE0005-24	45V44
3,2	TE0005-32	45V45

TC0041	TC0042	TC0043
Ø 6.4	Ø 8	Ø 9.8

TC0044	TC0045
Ø 11.2	Ø 12.7



Équipé de kit de démarrage



TT0101	Ø 1,6 Thor.
TT0102	Ø 2,4 Thor.

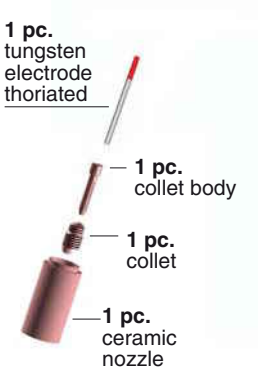

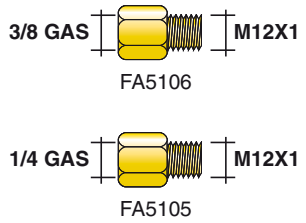

Copyright © 2012 Trafimet Spa
Edition 08/2012

All trademarks are of exclusive property of the respective companies.
Data and images are indicative and may be changed in any time without notice.

trafimet welding & cutting

26 Coton

Tig welding

LAMELLE	SK6409-75	4m	TSK50-M12x1
	SK6809-75	8m	TSK50-M12x1
L. FLEX	SL6409-75	4m - flex	TSK50-M12x1
	SL6809-75	8m - flex	TSK50-M12x1

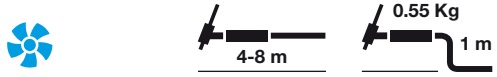

V peak	113		Argon	Ø mm	0.5 ÷ 2.4
X 35%	140A DC 125A AC				



ISO 9001 CERTIFIED QUALITY SYSTEM EN 60974-7 CE

All trademarks are of exclusive property of the respective companies. Data and images are indicative and may be changed in any time without notice.

BW0066	BW0056	BW0067



EA0130

Standard

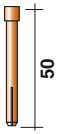

TQ0002

Ø	COD.	REF.
0,5	TD0001-05	10N20
1,0	TD0001-10	10N22
1,6	TD0001-16	10N23
2,0	TD0001-20	
2,4	TD0001-24	10N24
3,2	TD0001-32	10N25
4,0	TD0001-40	54N20
4,8	TD0001-48	30028



Ø	COD.	REF.
0,5	TE0001-05	10N29
1,0	TE0001-10	10N30
1,6	TE0001-16	10N31
2,0	TE0001-20	-
2,4	TE0001-24	10N32
3,2	TE0001-32	10N28
4,0	TE0001-40	406488
4,8	TE0001-48	30126

TC0002	TC0003	TC0004	TC0005	TC0006
Ø 6.4	Ø 8	Ø 9.8	Ø 11.2	Ø 12.7

TC0007	TC0008	TC0091	TC0092	TC0093
Ø 15.7	Ø 19	Ø 8	Ø 9.5	Ø 11

Jumbo

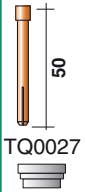

TQ0027

Ø	COD.	REF.
0,5	TD0001-05	10N20
etc.	etc.	etc.

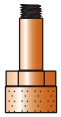

Ø	COD.	REF.
1,6	TE0009-16	45V16
2,4	TE0009-24	45V64
3,2	TE0009-32	-
4,0	TE0009-40	45V63

TC0118	TC0119	TC0120
Ø 12.7	Ø 15.7	Ø 19.5

Gas Lens



TQ0003

Ø	COD.
1,0	TD0022-10
1,6	TD0022-16
2,4	TD0022-24
3,2	TD0022-32
4,0	TD0022-40

Ø	COD.	REF.
0,5	TE0006-05	45V41
1,0	TE0006-10	45V42
1,6	TE0006-16	45V43
2,4	TE0006-24	45V44
3,2	TE0006-32	45V45

TC0031	TC0032	TC0033	TC0034	TC0035
Ø 6.4	Ø 8	Ø 9.8	Ø 11.2	Ø 12.7

TC0036	TC0037	TC0086	TC0087	TC0088
Ø 19	Ø 17.2	Ø 8	Ø 9.5	Ø 11

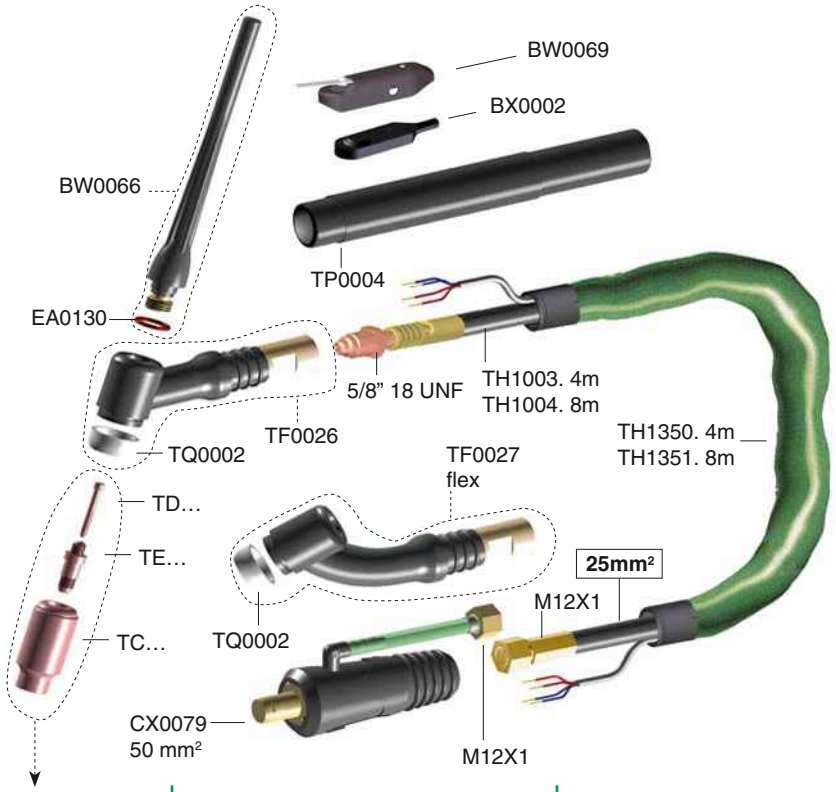

Équipé de kit de démarrage



TT0105	Ø 3,2 Thor.

kit stubby Gas Lens

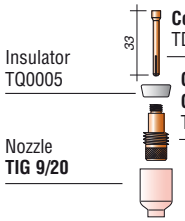

	Ø		Ø
TD0095-16	1,6	TE0095-16	1,6
TD0095-20	2,0	TE0095-20	2,0
TD0095-24	2,4	TE0095-24	2,4
TD0095-32	3,2	TE0095-32	3,2

kit stubby



	Ø
TD0002-10	1,0
TD0002-16	1,6
TD0002-20	2,0
TD0002-24	2,4
TD0002-32	3,2

Copyright © 2012 Trafimet Spa
Edition 08/2012

All trademarks are of exclusive property of the respective companies.
Data and images are indicative and may be changed in any time without notice.

9 Classic

Tig welding

LAMELLE	SA6409-10	4m	TSK50-M12x1
	SA6809-10	8m	TSK50-M12x1
L. FLEX	SB6409-10	4m - flex	TSK50-M12x1
	SB6809-10	8m - flex	TSK50-M12x1
L.FLEX 10	SC6409-10	4m - flex	TSK50-M12x1
	SC6809-10	8m - flex	TSK50-M12x1

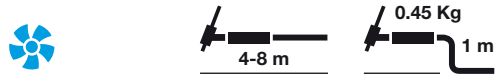

V peak	113
	Argon
Ø mm	0.5 ÷ 1.6
X 35%	110A DC 95A AC



EN 60974-7 CE

All trademarks are of exclusive property of the respective companies. Data and images are indicative and may be changed in any time without notice.

BW0063	BW0064	BW0065



EA0129

Standard



TQ0001

Ø	COD.	REF.
0,5	TD0003-05	13N20
1,0	TD0003-10	13N21
1,6	TD0003-16	13N22
2,0	TD0003-20	
2,4	TD0003-24	13N23
3,2	TD0003-32	13N24



Ø	COD.	REF.
0,5	TE0003-05	13N25
1,0	TE0003-10	13N26
1,6	TE0003-16	13N27
2,0	TE0003-20	
2,4	TE0003-24	13N28
3,2	TE0003-32	13N29

TC0012	TC0013	TC00096	TC0097	TC0098
Ø 6.4	Ø 8	Ø 6.5	Ø 8	Ø 9.5
TC0014	TC0015	TC0101	TC0102	TC0103
Ø 9.8	Ø 11.2	Ø 6.5	Ø 8	Ø 6.5
TC0016	TC0017			
Ø 12.7	Ø 15.7			

Jumbo

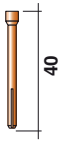

Ø	COD.
1,6	TD0088-16
2,4	TD0088-24
3,2	TD0088-32

TQ0026



Ø	COD.
1,6	TE0088-16
2,4	TE0088-24
3,2	TE0088-32

TC0118	TC0119	TC0120
Ø 12.7	Ø 15.7	Ø 19.5

Gas Lens



TQ0001

Ø	COD.	REF.
0,5	TD0003-05	13N20
etc.	etc.	etc.



Ø	COD.	REF.
0,5	TE0005-05	45V41
1,0	TE0005-10	45V42
1,6	TE0005-16	45V43
2,4	TE0005-24	45V44
3,2	TE0005-32	45V45

TC0041	TC0042	TC0043
Ø 6.4	Ø 8	Ø 9.8
TC0044	TC0045	
Ø 11.2	Ø 12.7	

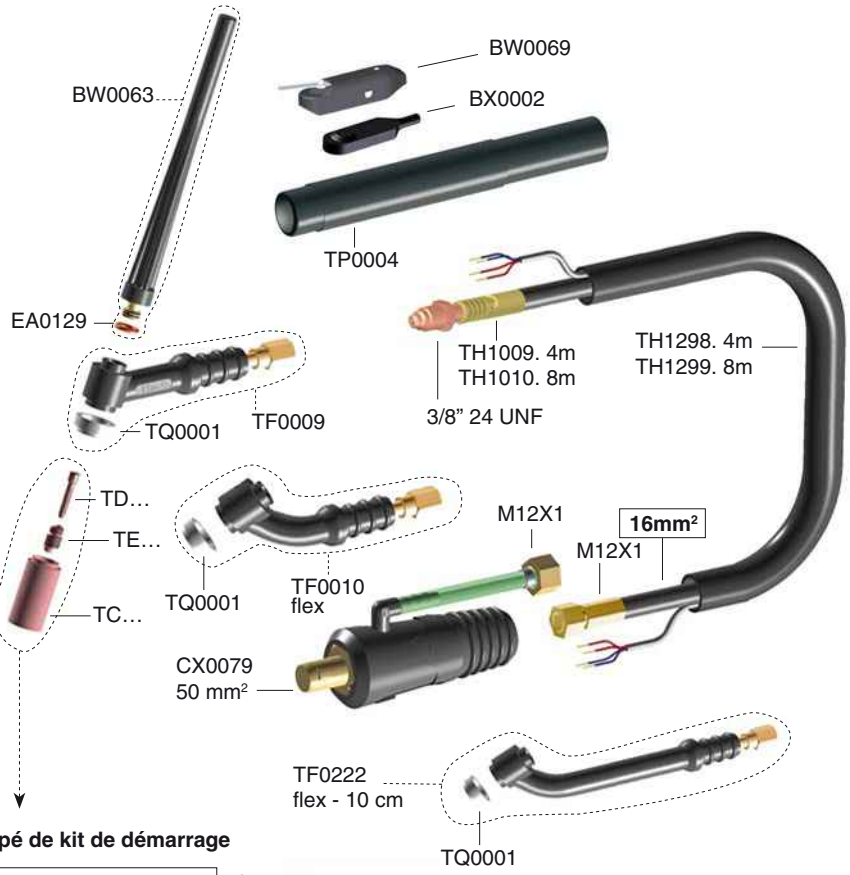

Équipé de kit de démarrage



TT0102	Ø 2,4 Thor.

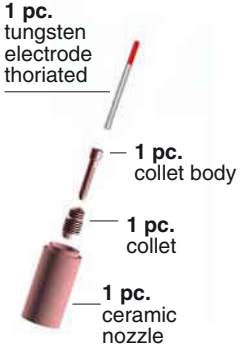

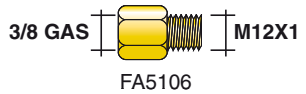

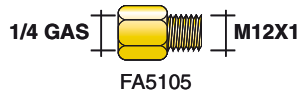

Copyright © 2012 Trafimet Spa
Edition 08/2012

All trademarks are of exclusive property of the respective companies.
Data and images are indicative and may be changed in any time without notice.

17 Classic

Tig welding

LAMELLE	SF6409-10	4m	TSK50-M12x1
	SF6809-10	8m	TSK50-M12x1
L. FLEX	SG6409-10	4m - flex	TSK50-M12x1
	SG6809-10	8m - flex	TSK50-M12x1

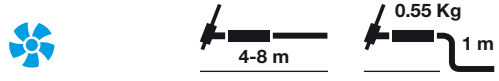

V peak	113		Argon	Ø mm	0.5 ÷ 2.4
X 35%	140A DC 125A AC				





TSK 50
M12x1

EN 60974-7

All trademarks are of exclusive property of the respective companies. Data and images are indicative and may be changed in any time without notice.

BW0066	BW0056	BW0067



EA0130

Standard

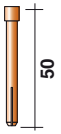

TQ0002

Ø	COD.	REF.
0,5	TD0001-05	10N20
1,0	TD0001-10	10N22
1,6	TD0001-16	10N23
2,0	TD0001-20	
2,4	TD0001-24	10N24
3,2	TD0001-32	10N25
4,0	TD0001-40	54N20
4,8	TD0001-48	30028



Ø	COD.	REF.
0,5	TE0001-05	10N29
1,0	TE0001-10	10N30
1,6	TE0001-16	10N31
2,0	TE0001-20	-
2,4	TE0001-24	10N32
3,2	TE0001-32	10N28
4,0	TE0001-40	406488
4,8	TE0001-48	30126

TC0002	TC0003	TC0004	TC0005	TC0006
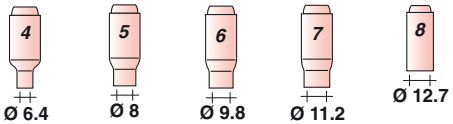				
Ø 6.4	Ø 8	Ø 9.8	Ø 11.2	Ø 12.7

TC0007	TC0008	TC0091	TC0092	TC0093
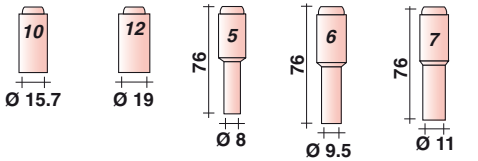				
Ø 15.7	Ø 19	Ø 8	Ø 9.5	Ø 11

Jumbo

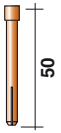

TQ0027

Ø	COD.	REF.
0,5	TD0001-05	10N20
etc.	etc.	etc.

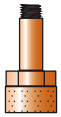

Ø	COD.	REF.
1,6	TE0009-16	45V16
2,4	TE0009-24	45V64
3,2	TE0009-32	-
4,0	TE0009-40	45V63

TC0118	TC0119	TC0120
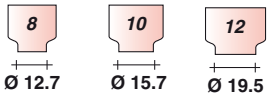		
Ø 12.7	Ø 15.7	Ø 19.5

Gas Lens



TQ0003

Ø	COD.
1,0	TD0022-10
1,6	TD0022-16
2,4	TD0022-24
3,2	TD0022-32
4,0	TD0022-40



Ø	COD.	REF.
0,5	TE0006-05	45V41
1,0	TE0006-10	45V42
1,6	TE0006-16	45V43
2,4	TE0006-24	45V44
3,2	TE0006-32	45V45

TC0031	TC0032	TC0033	TC0034	TC0035
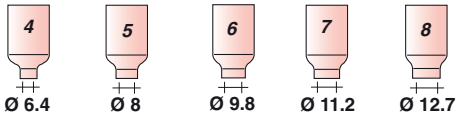				
Ø 6.4	Ø 8	Ø 9.8	Ø 11.2	Ø 12.7

TC0036	TC0037	TC0086	TC0087	TC0088
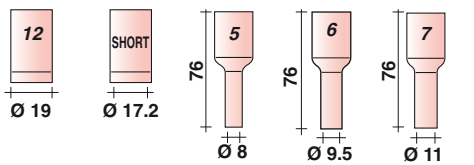				
Ø 19	Ø 17.2	Ø 8	Ø 9.5	Ø 11

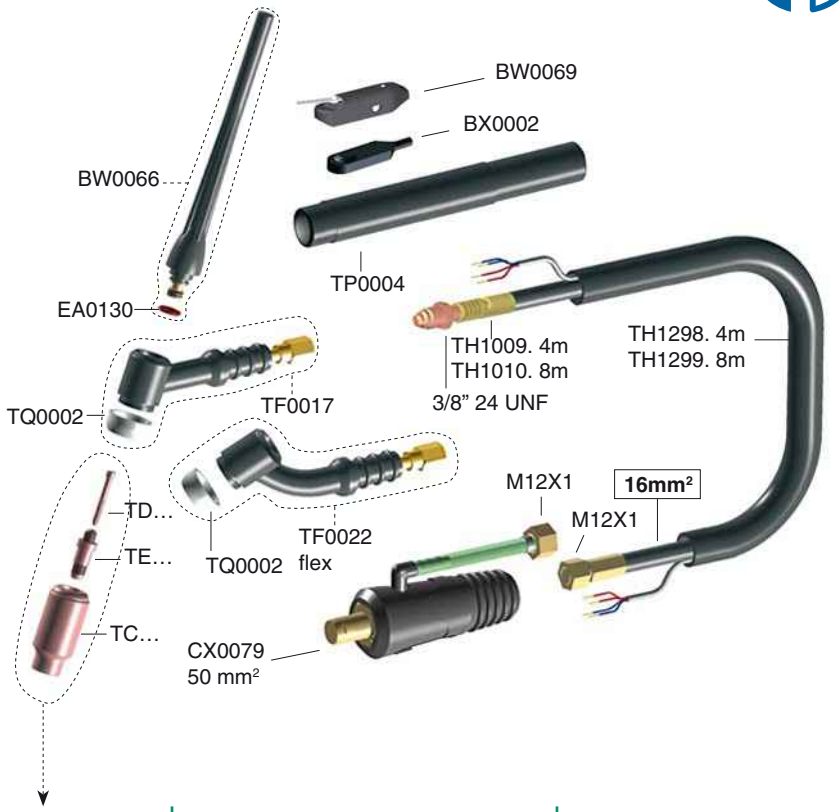

Équipé de kit de démarrage



TT0105	Ø 3,2 Thor.

kit stubby Gas Lens



Collet Stubby Gas Lens
TD0095....

Collet Body Stubby Gas Lens
TE0095...

Ø		Ø	
TD0095-16	1,6	TE0095-16	1,6
TD0095-20	2,0	TE0095-20	2,0
TD0095-24	2,4	TE0095-24	2,4
TD0095-32	3,2	TE0095-32	3,2

kit stubby



Collet Stubby
TD0002....

Collet Body Stubby
TE0002-00

Nozzle
TIG 9/20

Ø	
TD0002-10	1,0
TD0002-16	1,6
TD0002-20	2,0
TD0002-24	2,4
TD0002-32	3,2

Copyright © 2012 Trafimet Spa
Edition 08/2012

All trademarks are of exclusive property of the respective companies.
Data and images are indicative and may be changed in any time without notice.

18 Classic

Tig welding

LAMELLE	SR6437-10	4m	TSK50-M12x1
	SR6837-10	8m	TSK50-M12x1
L. FLEX	SS6437-10	4m - flex	TSK50-M12x1
	SS6837-10	8m - flex	TSK50-M12x1



4-8 m

0.90 Kg

1 m

V peak	113		Argon	Ø mm	0.5 ÷ 1.6
X 100%	320A DC 270A AC		4 bar		1.5 l/min

TSK 50
M12x1

EN 60974-7

All trademarks are of exclusive property of the respective companies. Data and images are indicative and may be changed in any time without notice.

BW0066	BW0056	BW0067



EA0130

Standard

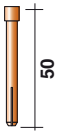

Ø	COD.	REF.
0,5	TD0001-05	10N20
1,0	TD0001-10	10N22
1,6	TD0001-16	10N23
2,0	TD0001-20	
2,4	TD0001-24	10N24
3,2	TD0001-32	10N25
4,0	TD0001-40	54N20
4,8	TD0001-48	30028

TQ0002



Ø	COD.	REF.
0,5	TE0001-05	10N29
1,0	TE0001-10	10N30
1,6	TE0001-16	10N31
2,0	TE0001-20	-
2,4	TE0001-24	10N32
3,2	TE0001-32	10N28
4,0	TE0001-40	406488
4,8	TE0001-48	30126

TC0002	TC0003	TC0004	TC0005	TC0006
4 Ø 6.4	5 Ø 8	6 Ø 9.8	7 Ø 11.2	8 Ø 12.7
TC0007	TC0008	TC0091	TC0092	TC0093
10 Ø 15.7	12 Ø 19	5 76 Ø 8	6 76 Ø 9.5	7 76 Ø 11

Jumbo

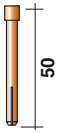

Ø	COD.	REF.
0,5	TD0001-05	10N20
etc.	etc.	etc.

TQ0027

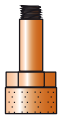

Ø	COD.	REF.
1,6	TE0009-16	45V16
2,4	TE0009-24	45V64
3,2	TE0009-32	-
4,0	TE0009-40	45V63

TC0118	TC0119	TC0120
8 Ø 12.7	10 Ø 15.7	12 Ø 19.5

Gas Lens



Ø	COD.
1,0	TD0022-10
1,6	TD0022-16
2,4	TD0022-24
3,2	TD0022-32
4,0	TD0022-40

TQ0003



Ø	COD.	REF.
0,5	TE0006-05	45V41
1,0	TE0006-10	45V42
1,6	TE0006-16	45V43
2,4	TE0006-24	45V44
3,2	TE0006-32	45V45

TC0031	TC0032	TC0033	TC0034	TC0035
4 Ø 6.4	5 Ø 8	6 Ø 9.8	7 Ø 11.2	8 Ø 12.7
TC0036	TC0037	TC0086	TC0087	TC0088
12 Ø 19	SHORT Ø 17.2	5 76 Ø 8	6 76 Ø 9.5	7 76 Ø 11

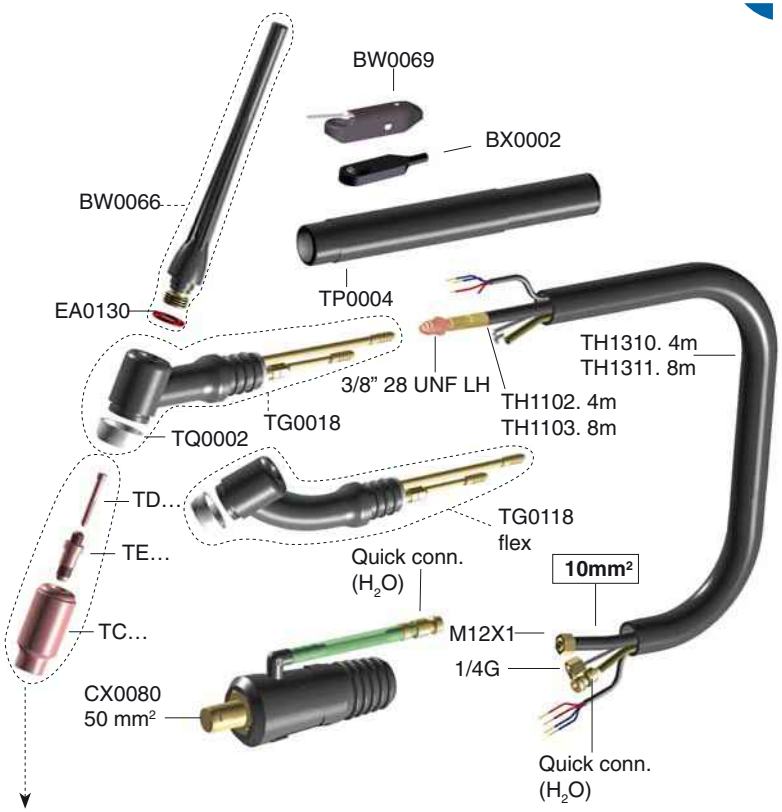

Équipé de kit de démarrage



TT0105	Ø 3,2 Thor.

kit stubby Gas Lens

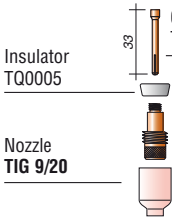

	Ø		Ø
TD0095-16	1,6	TE0095-16	1,6
TD0095-20	2,0	TE0095-20	2,0
TD0095-24	2,4	TE0095-24	2,4
TD0095-32	3,2	TE0095-32	3,2

kit stubby

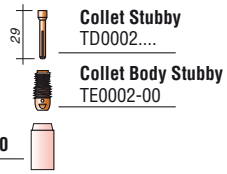

	Ø
TD0002-10	1,0
TD0002-16	1,6
TD0002-20	2,0
TD0002-24	2,4
TD0002-32	3,2

Copyright © 2012 Trafimet Spa
Edition 08/2012

All trademarks are of exclusive property of the respective companies.
Data and images are indicative and may be changed in any time without notice.

18 Classic HC

Tig welding

S16437-10	4m	TSK50-M12x1 HC
S16837-10	8m	TSK50-M12x1 HC

LAMELLE



4-8 m

0.90 Kg

1 m

V peak	113		Argon	Ø mm	0.5 ÷ 1.6
X 100%	400A DC 300A AC		4 bar		1.5 l/min

TSK 50
M12x1

EN 60974-7

All trademarks are of exclusive property of the respective companies. Data and images are indicative and may be changed in any time without notice.

BW0066	BW0056	BW0067



EA0130

Standard

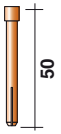

Ø	COD.	REF.
0,5	TD0001-05	10N20
1,0	TD0001-10	10N22
1,6	TD0001-16	10N23
2,0	TD0001-20	
2,4	TD0001-24	10N24
3,2	TD0001-32	10N25
4,0	TD0001-40	54N20
4,8	TD0001-48	30028

TQ0002



Ø	COD.	REF.
0,5	TE0001-05	10N29
1,0	TE0001-10	10N30
1,6	TE0001-16	10N31
2,0	TE0001-20	-
2,4	TE0001-24	10N32
3,2	TE0001-32	10N28
4,0	TE0001-40	406488
4,8	TE0001-48	30126

TC0002	TC0003	TC0004	TC0005	TC0006

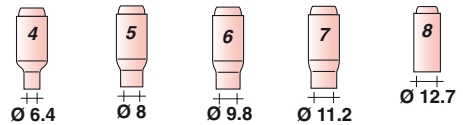

TC0007	TC0008	TC0091	TC0092	TC0093

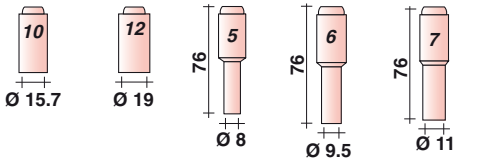

Jumbo

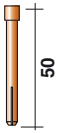

Ø	COD.	REF.
0,5	TD0001-05	10N20
etc.	etc.	etc.

TQ0027

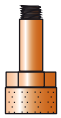

Ø	COD.	REF.
1,6	TE0009-16	45V16
2,4	TE0009-24	45V64
3,2	TE0009-32	-
4,0	TE0009-40	45V63

TC0118	TC0119	TC0120

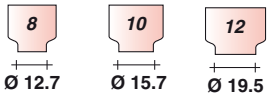

Gas Lens



Ø	COD.
1,0	TD0022-10
1,6	TD0022-16
2,4	TD0022-24
3,2	TD0022-32
4,0	TD0022-40

TQ0003



Ø	COD.	REF.
0,5	TE0006-05	45V41
1,0	TE0006-10	45V42
1,6	TE0006-16	45V43
2,4	TE0006-24	45V44
3,2	TE0006-32	45V45

TC0031	TC0032	TC0033	TC0034	TC0035

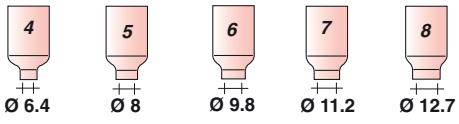

TC0036	TC0037	TC0086	TC0087	TC0088

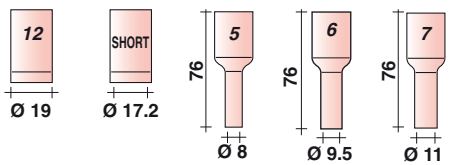

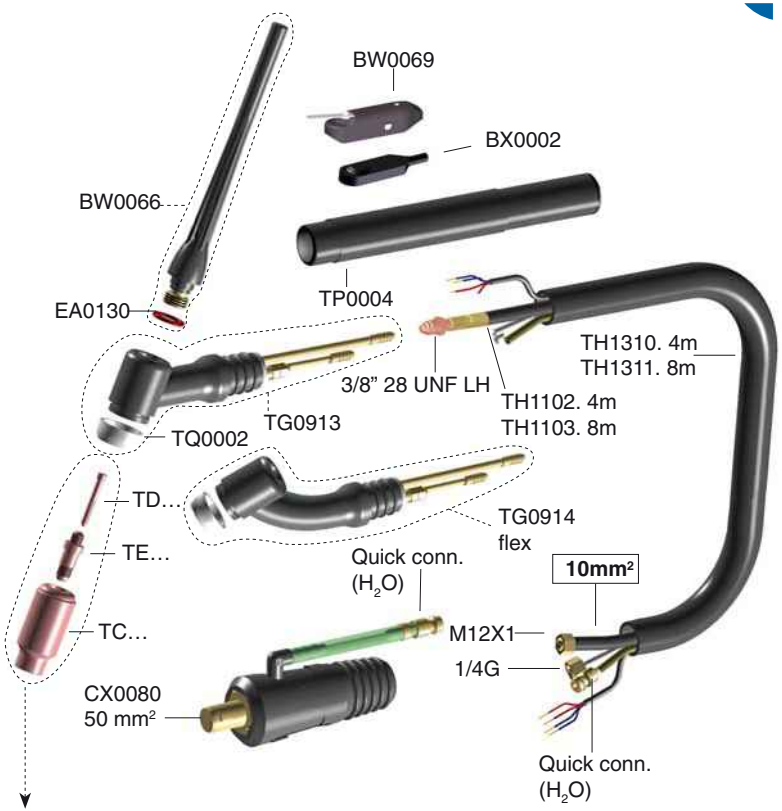

Équipé de kit de démarrage



TT0105	Ø 3,2 Thor.

kit stubby Gas Lens

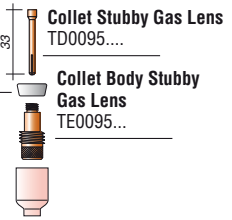

	Ø		Ø
TD0095-16	1,6	TE0095-16	1,6
TD0095-20	2,0	TE0095-20	2,0
TD0095-24	2,4	TE0095-24	2,4
TD0095-32	3,2	TE0095-32	3,2

kit stubby

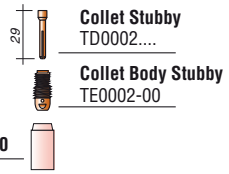

	Ø
TD0002-10	1,0
TD0002-16	1,6
TD0002-20	2,0
TD0002-24	2,4
TD0002-32	3,2

Copyright © 2012 Trafimet Spa
Edition 08/2012

All trademarks are of exclusive property of the respective companies.
Data and images are indicative and may be changed in any time without notice.

20 Classic

Tig welding

LAMELLE	SV6437-10	4m	TSK50-M12x1
	SV6837-10	8m	TSK50-M12x1
L. FLEX	SU6437-10	4m - flex	TSK50-M12x1
	SU6837-10	8m - flex	TSK50-M12x1



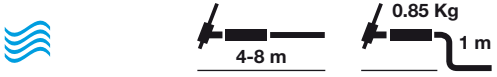

V peak	113		Argon	Ø mm	0.5 ÷ 3.2
X 100%	250A DC 220A AC		4 bar		1.5 l/min



TSK 50
M12x1

EN 60974-7

All trademarks are of exclusive property of the respective companies. Data and images are indicative and may be changed in any time without notice.

BW0063	BW0064	BW0065



EA0129

Standard



TQ0001

Ø	COD.	REF.
0,5	TD0003-05	13N20
1,0	TD0003-10	13N21
1,6	TD0003-16	13N22
2,0	TD0003-20	
2,4	TD0003-24	13N23
3,2	TD0003-32	13N24



Ø	COD.	REF.
0,5	TE0003-05	13N25
1,0	TE0003-10	13N26
1,6	TE0003-16	13N27
2,0	TE0003-20	
2,4	TE0003-24	13N28
3,2	TE0003-32	13N29

TC0012	TC0013	TC00096	TC0097	TC0098
Ø 6.4	Ø 8	Ø 6.5	Ø 8	Ø 9.5

TC0014	TC0015	TC0101	TC0102	TC0103
Ø 9.8	Ø 11.2	Ø 6.5	Ø 8	Ø 6.5

TC0016	TC0017
Ø 12.7	Ø 15.7

Jumbo

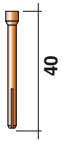

TQ0026



Ø	COD.
1,6	TD0088-16
2,4	TD0088-24
3,2	TD0088-32

Ø	COD.
1,6	TE0088-16
2,4	TE0088-24
3,2	TE0088-32

TC0118	TC0119	TC0120
Ø 12.7	Ø 15.7	Ø 19.5

Gas Lens



TQ0001



Ø	COD.	REF.
0,5	TD0003-05	13N20
etc.	etc.	etc.

Ø	COD.	REF.
0,5	TE0005-05	45V41
1,0	TE0005-10	45V42
1,6	TE0005-16	45V43
2,4	TE0005-24	45V44
3,2	TE0005-32	45V45

TC0041	TC0042	TC0043
Ø 6.4	Ø 8	Ø 9.8

TC0044	TC0045
Ø 11.2	Ø 12.7

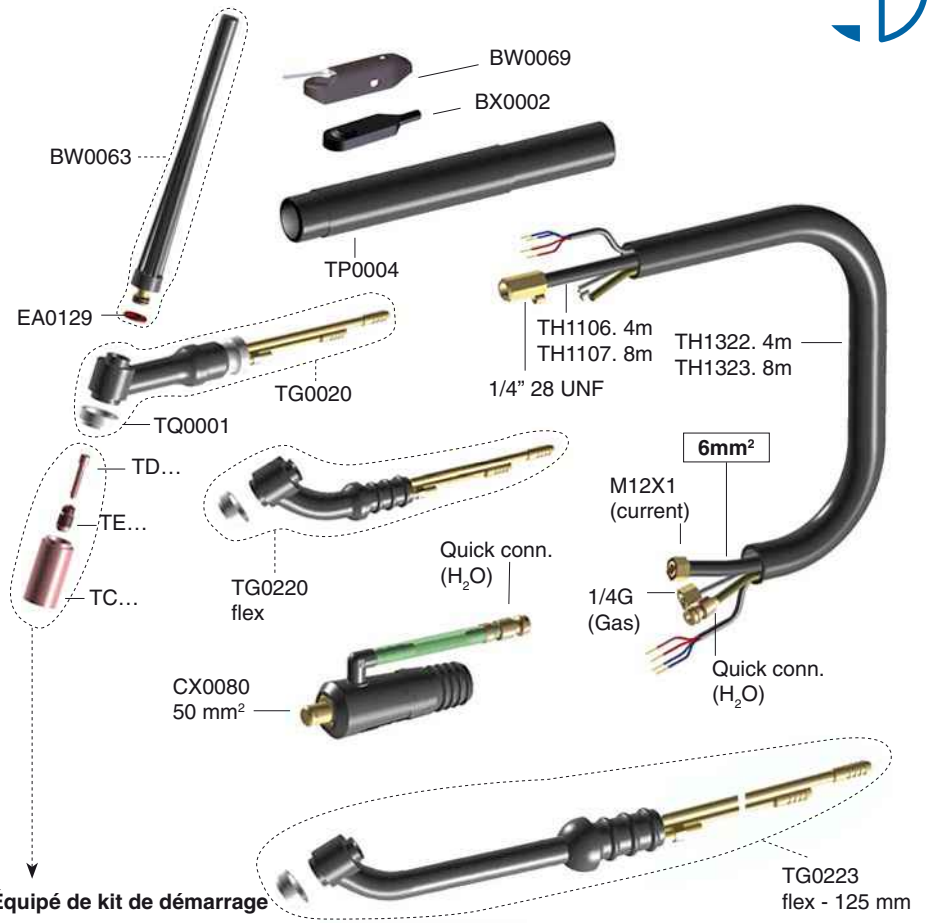

Équipé de kit de démarrage



TT0102	Ø 2,4 Thor.

1 pc. tungsten electrode thoriated

1 pc. collet body

1 pc. collet

1 pc. ceramic nozzle

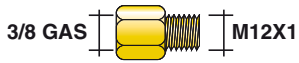

FA5106

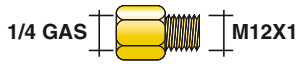

FA5105

Copyright © 2012 Trafimet Spa
Edition 08/2012

All trademarks are of exclusive property of the respective companies.
Data and images are indicative and may be changed in any time without notice.

20 Classic HC

Tig welding

LAMELLE

S66437-10	4m	TSK50-M12x1 HC
S66837-10	8m	TSK50-M12x1 HC



4-8 m

0.85 Kg

1 m

V peak	113		Argon	Ø mm	0.5 ÷ 3.2
X 100%	320A DC 250A AC		4 bar		1.5 l/min



TSK 50
M12x1

EN 60974-7

All trademarks are of exclusive property of the respective companies. Data and images are indicative and may be changed in any time without notice.

BW0063	BW0064	BW0065



EA0129

Standard



Ø	COD.	REF.
0,5	TD0003-05	13N20
1,0	TD0003-10	13N21
1,6	TD0003-16	13N22
2,0	TD0003-20	
2,4	TD0003-24	13N23
3,2	TD0003-32	13N24

TQ0001



Ø	COD.	REF.
0,5	TE0003-05	13N25
1,0	TE0003-10	13N26
1,6	TE0003-16	13N27
2,0	TE0003-20	
2,4	TE0003-24	13N28
3,2	TE0003-32	13N29

TC0012	TC0013	TC00096	TC0097	TC0098
Ø 6.4	Ø 8	Ø 6.5	Ø 8	Ø 9.5

TC0014	TC0015	TC0101	TC0102	TC0103
Ø 9.8	Ø 11.2	Ø 6.5	Ø 8	Ø 6.5

TC0016	TC0017
Ø 12.7	Ø 15.7

Jumbo

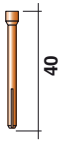

Ø	COD.
1,6	TD0088-16
2,4	TD0088-24
3,2	TD0088-32

TQ0026



Ø	COD.
1,6	TE0088-16
2,4	TE0088-24
3,2	TE0088-32

TC0118	TC0119	TC0120
Ø 12.7	Ø 15.7	Ø 19.5

Gas Lens



Ø	COD.	REF.
0,5	TD0003-05	13N20
etc.	etc.	etc.

TQ0001



Ø	COD.	REF.
0,5	TE0005-05	45V41
1,0	TE0005-10	45V42
1,6	TE0005-16	45V43
2,4	TE0005-24	45V44
3,2	TE0005-32	45V45

TC0041	TC0042	TC0043
Ø 6.4	Ø 8	Ø 9.8

TC0044	TC0045
Ø 11.2	Ø 12.7

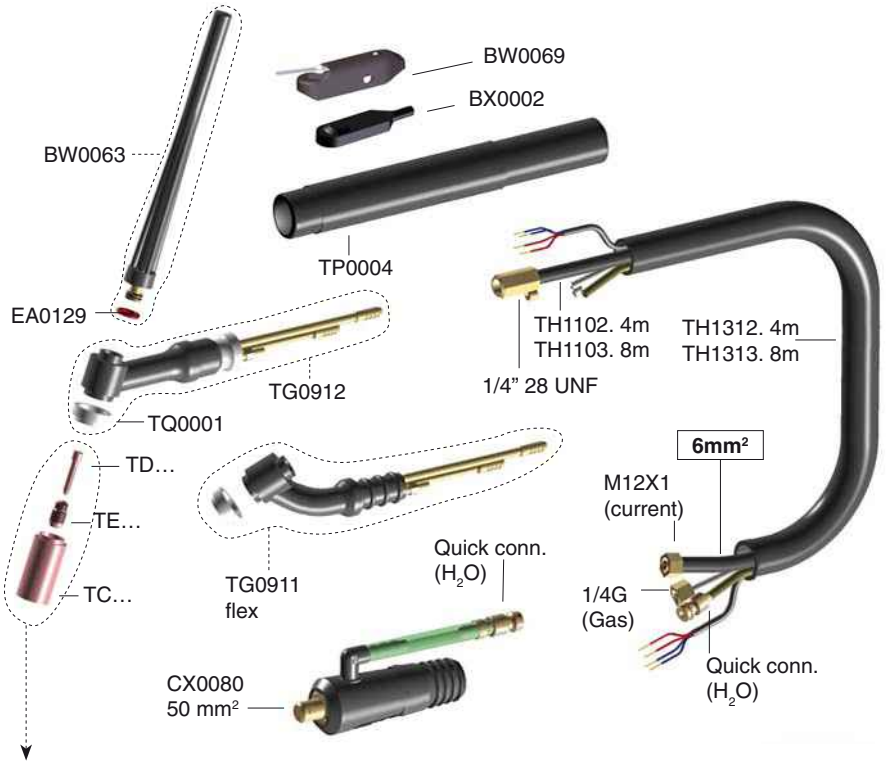

Équipé de kit de démarrage



TT0102	Ø 2,4 Thor.

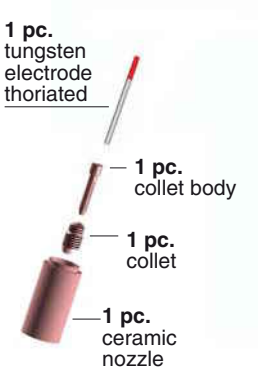

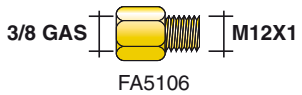

Copyright © 2012 Trafimet Spa
Edition 08/2012

All trademarks are of exclusive property of the respective companies.
Data and images are indicative and may be changed in any time without notice.

trafimet welding & cutting

26 Classic

Tig welding

SK6409-10	4m	TSK50-M12x1
SK6809-10	8m	TSK50-M12x1
SL6409-10	4m - flex	TSK50-M12x1
SL6809-10	8m - flex	TSK50-M12x1

LAMELLE

L. FLEX

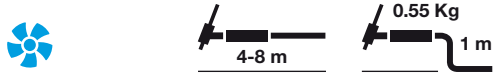

V peak	113
	Argon
Ø mm	0.5 ÷ 2.4
X 35%	180A DC 150A AC





EN 60974-7

All trademarks are of exclusive property of the respective companies. Data and images are indicative and may be changed in any time without notice.

BW0066	BW0056	BW0067



EA0130

Standard

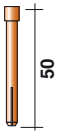

TQ0002

Ø	COD.	REF.
0,5	TD0001-05	10N20
1,0	TD0001-10	10N22
1,6	TD0001-16	10N23
2,0	TD0001-20	
2,4	TD0001-24	10N24
3,2	TD0001-32	10N25
4,0	TD0001-40	54N20
4,8	TD0001-48	30028



Ø	COD.	REF.
0,5	TE0001-05	10N29
1,0	TE0001-10	10N30
1,6	TE0001-16	10N31
2,0	TE0001-20	-
2,4	TE0001-24	10N32
3,2	TE0001-32	10N28
4,0	TE0001-40	406488
4,8	TE0001-48	30126

TC0002	TC0003	TC0004	TC0005	TC0006
4 Ø 6.4	5 Ø 8	6 Ø 9.8	7 Ø 11.2	8 Ø 12.7

TC0007	TC0008	TC0091	TC0092	TC0093
10 Ø 15.7	12 Ø 19	5 76 Ø 8	6 76 Ø 9.5	7 76 Ø 11

Jumbo

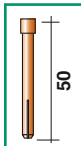

TQ0027

Ø	COD.	REF.
0,5	TD0001-05	10N20
etc.	etc.	etc.

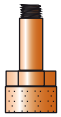

Ø	COD.	REF.
1,6	TE0009-16	45V16
2,4	TE0009-24	45V64
3,2	TE0009-32	-
4,0	TE0009-40	45V63

TC0118	TC0119	TC0120
8 Ø 12.7	10 Ø 15.7	12 Ø 19.5

Gas Lens



TQ0003

Ø	COD.
1,0	TD0022-10
1,6	TD0022-16
2,4	TD0022-24
3,2	TD0022-32
4,0	TD0022-40



Ø	COD.	REF.
0,5	TE0006-05	45V41
1,0	TE0006-10	45V42
1,6	TE0006-16	45V43
2,4	TE0006-24	45V44
3,2	TE0006-32	45V45

TC0031	TC0032	TC0033	TC0034	TC0035
4 Ø 6.4	5 Ø 8	6 Ø 9.8	7 Ø 11.2	8 Ø 12.7

TC0036	TC0037	TC0086	TC0087	TC0088
12 Ø 19	SHORT Ø 17.2	5 76 Ø 8	6 76 Ø 9.5	7 76 Ø 11

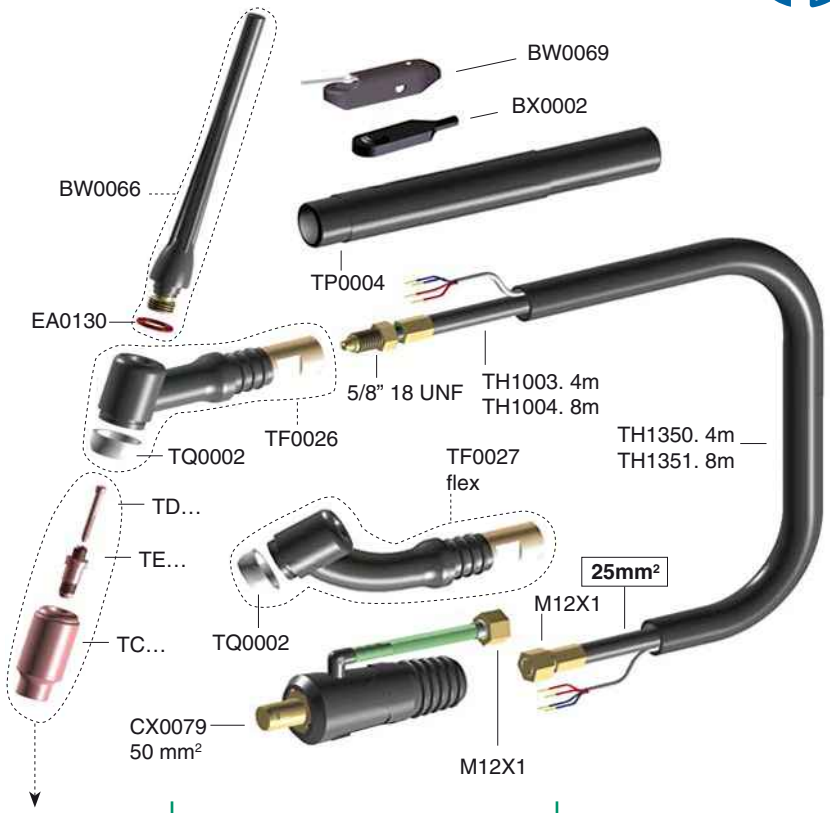

Équipé de kit de démarrage



TT0105	Ø 3,2 Thor.

kit stubby Gas Lens

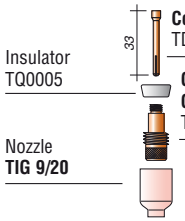

	Ø		Ø
TD0095-16	1,6	TE0095-16	1,6
TD0095-20	2,0	TE0095-20	2,0
TD0095-24	2,4	TE0095-24	2,4
TD0095-32	3,2	TE0095-32	3,2

kit stubby



	Ø
TD0002-10	1,0
TD0002-16	1,6
TD0002-20	2,0
TD0002-24	2,4
TD0002-32	3,2

Copyright © 2012 Trafimet Spa
Edition 08/2012

All trademarks are of exclusive property of the respective companies.
Data and images are indicative and may be changed in any time without notice.

9 Eco

Tig welding

LAMELLE	SA6439-10	4m	TSK50-M12x1
	SA6839-10	8m	TSK50-M12x1



4-8 m

0.45 Kg

1 m

V peak	113
X 35%	110A DC 95A AC
Argon	
Ø mm	0.5 ÷ 1.6



TSK 50
M12x1

EN 60974-7

All trademarks are of exclusive property of the respective companies. Data and images are indicative and may be changed in any time without notice.

BW0063	BW0064	BW0065



EA0129

Standard



TQ0001

Ø	COD.	REF.
0,5	TD0003-05	13N20
1,0	TD0003-10	13N21
1,6	TD0003-16	13N22
2,0	TD0003-20	
2,4	TD0003-24	13N23
3,2	TD0003-32	13N24



Ø	COD.	REF.
0,5	TE0003-05	13N25
1,0	TE0003-10	13N26
1,6	TE0003-16	13N27
2,0	TE0003-20	
2,4	TE0003-24	13N28
3,2	TE0003-32	13N29

TC0012	TC0013	TC00096	TC0097	TC0098
Ø 6.4	Ø 8	Ø 6.5	Ø 8	Ø 9.5

TC0014	TC0015	TC0101	TC0102	TC0103
Ø 9.8	Ø 11.2	Ø 6.5	Ø 8	Ø 6.5

TC0016	TC0017
Ø 12.7	Ø 15.7

Jumbo

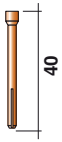

TQ0026

Ø	COD.
1,6	TD0088-16
2,4	TD0088-24
3,2	TD0088-32



Ø	COD.
1,6	TE0088-16
2,4	TE0088-24
3,2	TE0088-32

TC0118	TC0119	TC0120
Ø 12.7	Ø 15.7	Ø 19.5

Gas Lens



TQ0001

Ø	COD.	REF.
0,5	TD0003-05	13N20
etc.	etc.	etc.



Ø	COD.	REF.
0,5	TE0005-05	45V41
1,0	TE0005-10	45V42
1,6	TE0005-16	45V43
2,4	TE0005-24	45V44
3,2	TE0005-32	45V45

TC0041	TC0042	TC0043
Ø 6.4	Ø 8	Ø 9.8

TC0044	TC0045
Ø 11.2	Ø 12.7

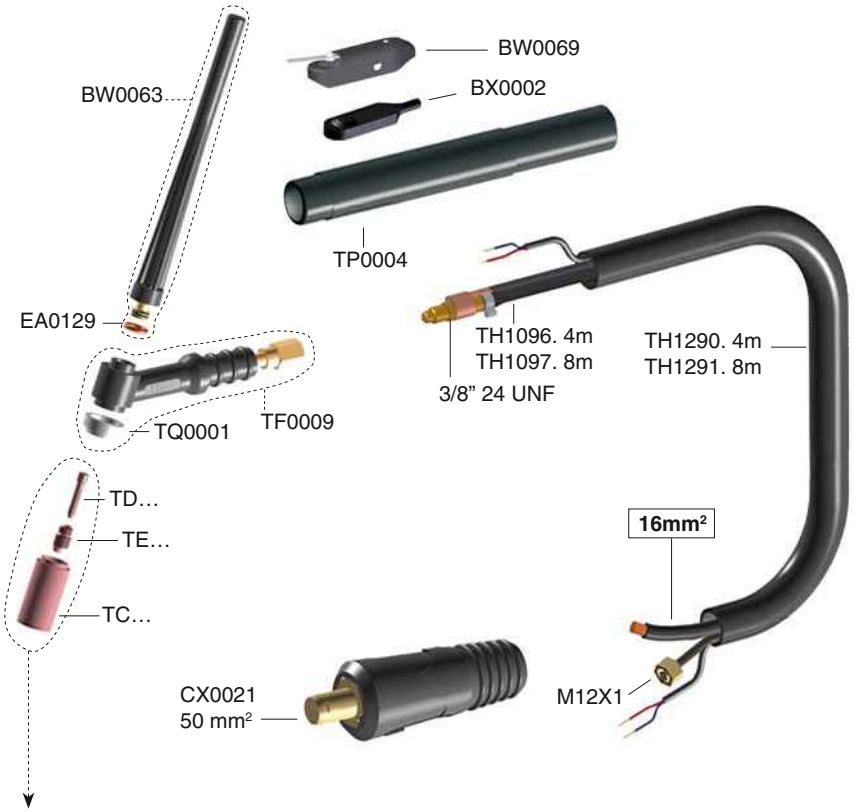

Équipé de kit de démarrage



TT0102	Ø 2,4 Thor.

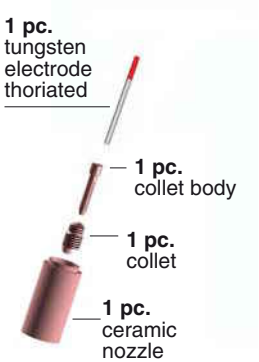

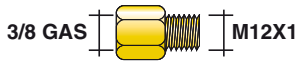

FA5106

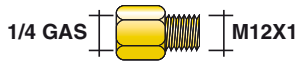

FA5105

Copyright © 2012 Trafimet Spa
Edition 08/2012

All trademarks are of exclusive property of the respective companies.
Data and images are indicative and may be changed in any time without notice.

trafimet welding & cutting

17 Eco

Tig welding

LAMELLE	SF6439-10	4m	TSK50-M12x1
	SF6839-10	8m	TSK50-M12x1



4-8 m

0.55 Kg

1 m

V peak	113		Argon	Ø mm	0.5 ÷ 2.4
X 35%	140A DC 125A AC				

TSK 50 M12x1

EN 60974-7

All trademarks are of exclusive property of the respective companies. Data and images are indicative and may be changed in any time without notice.

BW0066	BW0056	BW0067



EA0130

Standard

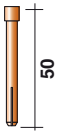

Ø	COD.	REF.
0,5	TD0001-05	10N20
1,0	TD0001-10	10N22
1,6	TD0001-16	10N23
2,0	TD0001-20	
2,4	TD0001-24	10N24
3,2	TD0001-32	10N25
4,0	TD0001-40	54N20
4,8	TD0001-48	30028

TQ0002



Ø	COD.	REF.
0,5	TE0001-05	10N29
1,0	TE0001-10	10N30
1,6	TE0001-16	10N31
2,0	TE0001-20	-
2,4	TE0001-24	10N32
3,2	TE0001-32	10N28
4,0	TE0001-40	406488
4,8	TE0001-48	30126

TC0002	TC0003	TC0004	TC0005	TC0006

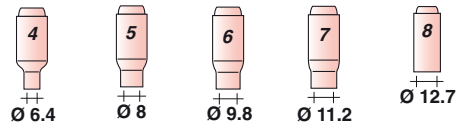

TC0007	TC0008	TC0091	TC0092	TC0093

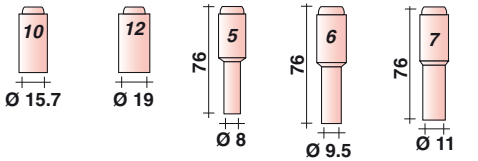

Jumbo

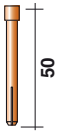

Ø	COD.	REF.
0,5	TD0001-05	10N20
etc.	etc.	etc.

TQ0027

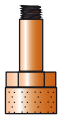

Ø	COD.	REF.
1,6	TE0009-16	45V16
2,4	TE0009-24	45V64
3,2	TE0009-32	-
4,0	TE0009-40	45V63

TC0118	TC0119	TC0120

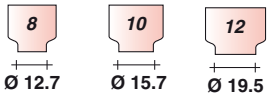

Gas Lens



Ø	COD.
1,0	TD0022-10
1,6	TD0022-16
2,4	TD0022-24
3,2	TD0022-32
4,0	TD0022-40

TQ0003



Ø	COD.	REF.
0,5	TE0006-05	45V41
1,0	TE0006-10	45V42
1,6	TE0006-16	45V43
2,4	TE0006-24	45V44
3,2	TE0006-32	45V45

TC0031	TC0032	TC0033	TC0034	TC0035

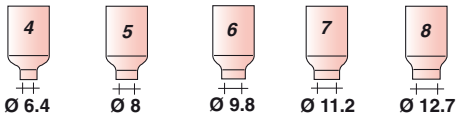

TC0036	TC0037	TC0086	TC0087	TC0088

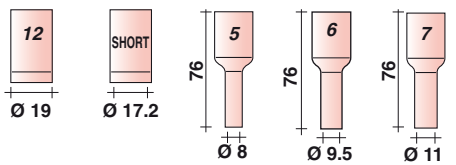

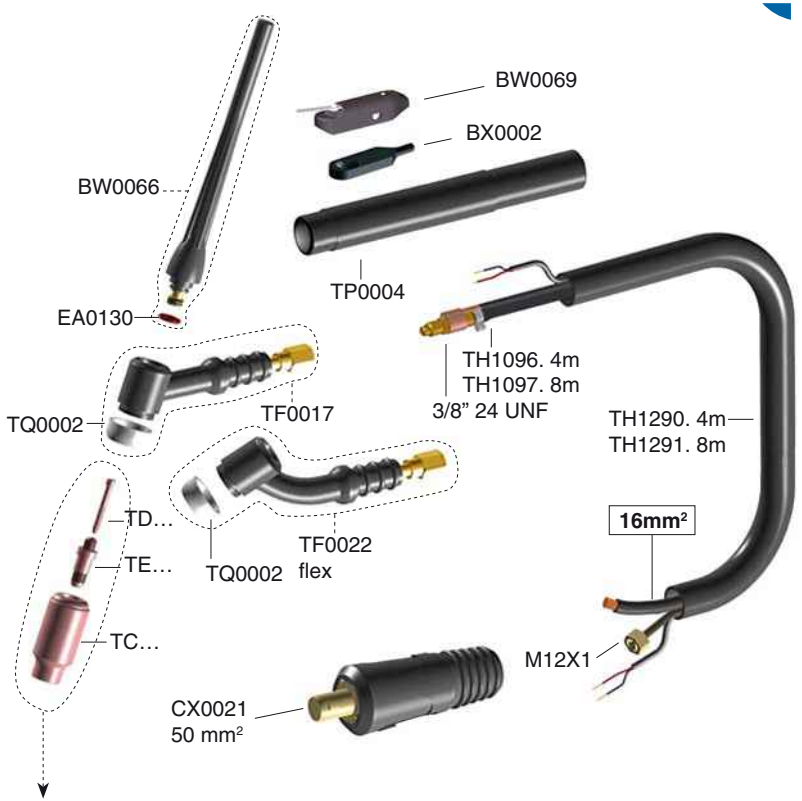

Équipé de kit de démarrage



TT0105	Ø 3,2 Thor.

kit stubby Gas Lens

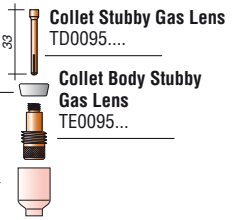

	Ø		Ø
TD0095-16	1,6	TE0095-16	1,6
TD0095-20	2,0	TE0095-20	2,0
TD0095-24	2,4	TE0095-24	2,4
TD0095-32	3,2	TE0095-32	3,2

kit stubby

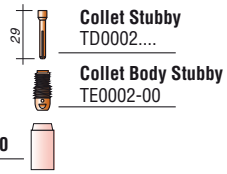

	Ø
TD0002-10	1,0
TD0002-16	1,6
TD0002-20	2,0
TD0002-24	2,4
TD0002-32	3,2

Copyright © 2012 Trafimet Spa
Edition 08/2012

All trademarks are of exclusive property of the respective companies.
Data and images are indicative and may be changed in any time without notice.

26 Eco

Tig welding

LAMELLE	SK6439-10	4m	TSK50-M12x1
	SK6839-10	8m	TSK50-M12x1

4-8 m

0.55 Kg

1 m

V peak	113
Argon	
Ø mm	0.5 ÷ 2.4
X 35%	180A DC 150A AC



TSK 50
M12x1

EN 60974-7

All trademarks are of exclusive property of the respective companies. Data and images are indicative and may be changed in any time without notice.

BW0066	BW0056	BW0067



EA0130

Standard

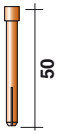

Ø	COD.	REF.
0,5	TD0001-05	10N20
1,0	TD0001-10	10N22
1,6	TD0001-16	10N23
2,0	TD0001-20	
2,4	TD0001-24	10N24
3,2	TD0001-32	10N25
4,0	TD0001-40	54N20
4,8	TD0001-48	30028

TQ0002



Ø	COD.	REF.
0,5	TE0001-05	10N29
1,0	TE0001-10	10N30
1,6	TE0001-16	10N31
2,0	TE0001-20	-
2,4	TE0001-24	10N32
3,2	TE0001-32	10N28
4,0	TE0001-40	406488
4,8	TE0001-48	30126

TC0002	TC0003	TC0004	TC0005	TC0006
4 Ø 6.4	5 Ø 8	6 Ø 9.8	7 Ø 11.2	8 Ø 12.7
TC0007	TC0008	TC0091	TC0092	TC0093
10 Ø 15.7	12 Ø 19	5 76 Ø 8	6 76 Ø 9.5	7 76 Ø 11

Jumbo

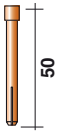

Ø	COD.	REF.
0,5	TD0001-05	10N20
etc.	etc.	etc.

TQ0027

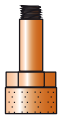

Ø	COD.	REF.
1,6	TE0009-16	45V16
2,4	TE0009-24	45V64
3,2	TE0009-32	-
4,0	TE0009-40	45V63

TC0118	TC0119	TC0120
8 Ø 12.7	10 Ø 15.7	12 Ø 19.5

Gas Lens



Ø	COD.
1,0	TD0022-10
1,6	TD0022-16
2,4	TD0022-24
3,2	TD0022-32
4,0	TD0022-40

TQ0003



Ø	COD.	REF.
0,5	TE0006-05	45V41
1,0	TE0006-10	45V42
1,6	TE0006-16	45V43
2,4	TE0006-24	45V44
3,2	TE0006-32	45V45

TC0031	TC0032	TC0033	TC0034	TC0035
4 Ø 6.4	5 Ø 8	6 Ø 9.8	7 Ø 11.2	8 Ø 12.7
TC0036	TC0037	TC0086	TC0087	TC0088
12 Ø 19	SHORT Ø 17.2	5 76 Ø 8	6 76 Ø 9.5	7 76 Ø 11

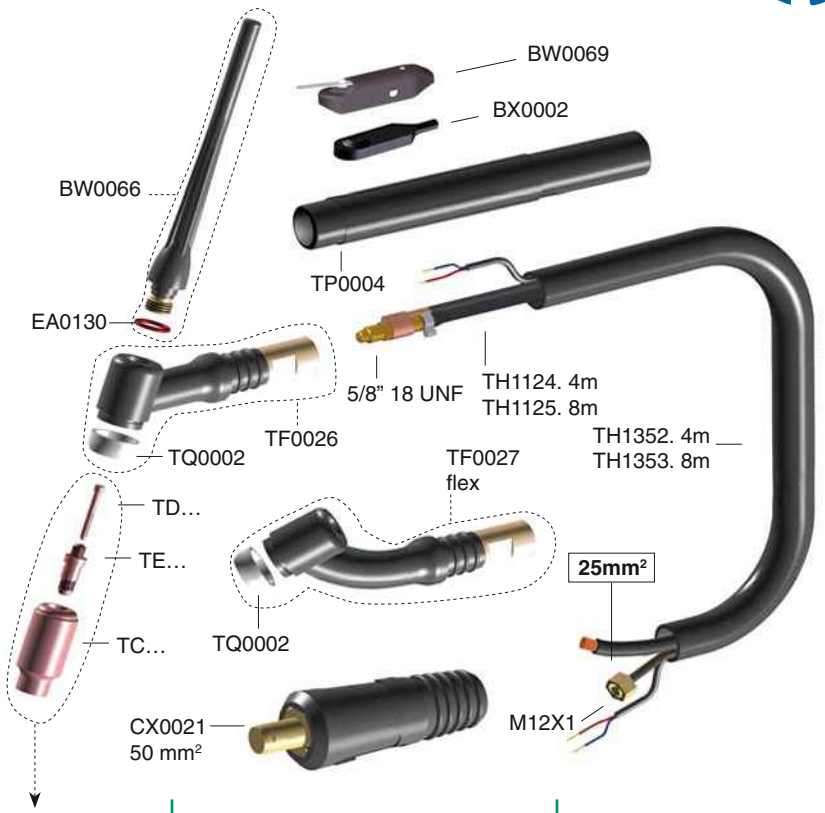

Équipé de kit de démarrage



TT0105	Ø 3,2 Thor.

kit stubby Gas Lens

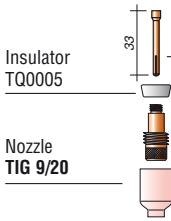

Ø	Ø
TD0095-16	1,6
TD0095-20	2,0
TD0095-24	2,4
TD0095-32	3,2

Ø	Ø
TE0095-16	1,6
TE0095-20	2,0
TE0095-24	2,4
TE0095-32	3,2

kit stubby

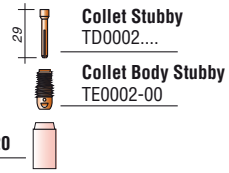

Ø	Ø
TD0002-10	1,0
TD0002-16	1,6
TD0002-20	2,0
TD0002-24	2,4
TD0002-32	3,2

Copyright © 2012 Trafimet Spa
Edition 08/2012

All trademarks are of exclusive property of the respective companies.
Data and images are indicative and may be changed in any time without notice.

Interlock

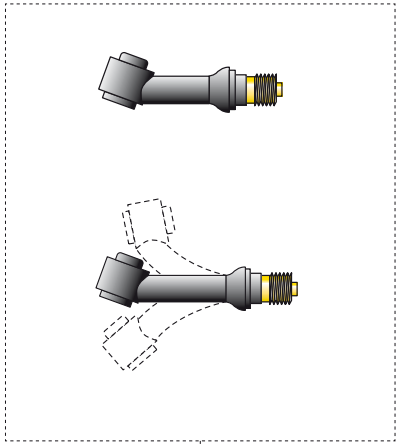

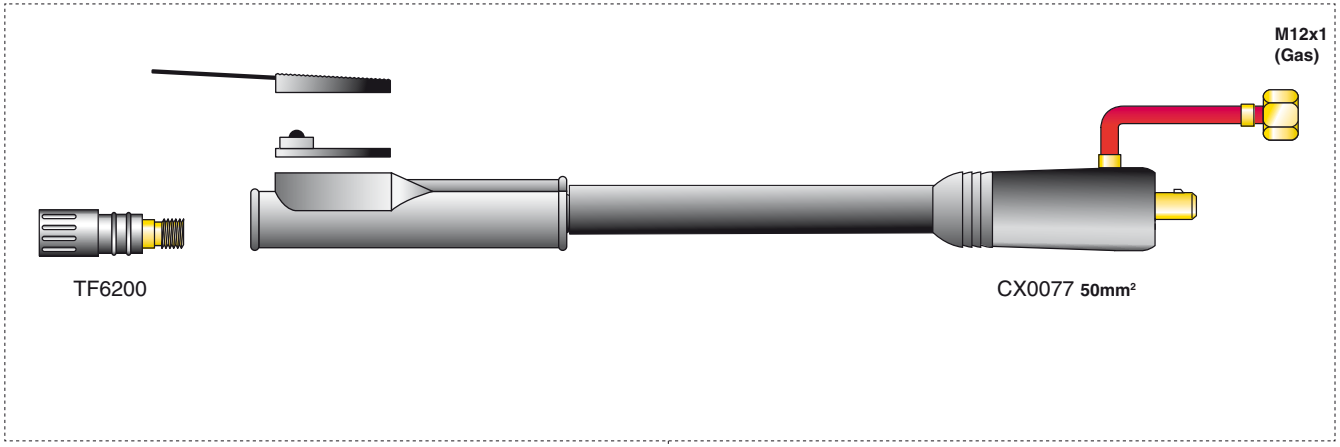

torch head

TF6092	**9**
TF6097	**9 fx**
TF6274	**24 fx**
TF6260	**26**
TF6265	**26 fx**

cable assembly

CLASSIC	S46409-10	4m	TSK50 - M12x1
CLASSIC	S46809-10	8m	TSK50 - M12x1
TOP	H46409-10	4m	TSK50 - M12x1
TOP	H46809-10	8m	TSK50 - M12x1

All trademarks are of exclusive property of the respective companies. Data and images are indicative and may be changed in any time without notice.

Interlock

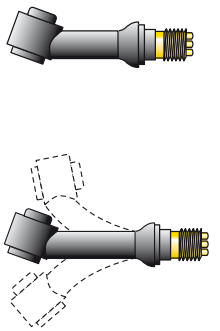

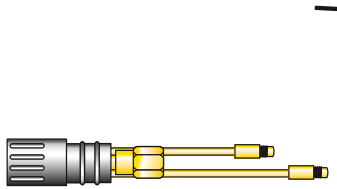

TG6300



CX0080 **50mm²**

torch head

TG6180	**18**
TG6202	**20**
TG6207	**20 fx**
TG6247	**24W fx**

cable assembly

CLASSIC	S96437-10	4m	TSK50 - M12x1
CLASSIC	S96837-10	8m	TSK50 - M12x1
TOP	H86437-10	4m	TSK50 - M12x1
TOP	H86837-10	8m	TSK50 - M12x1

All trademarks are of exclusive property of the respective companies. Data and images are indicative and may be changed in any time without notice.

TIG **9V**

Tig welding

SC4403-00	4m	TSKM25-2m
SC4803-00	8m	TSKM25-2m

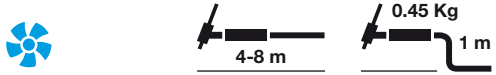

V peak	113
X 35%	110A DC 95A AC

	Argon
Ø mm	0.5 ÷ 1.6





TSK 50-2m

EN 60974-7

All trademarks are of exclusive property of the respective companies. Data and images are indicative and may be changed in any time without notice.

BW0063	BW0064	BW0065



EA0129

Standard



Ø	COD.	REF.
0,5	TD0003-05	13N20
1,0	TD0003-10	13N21
1,6	TD0003-16	13N22
2,0	TD0003-20	
2,4	TD0003-24	13N23
3,2	TD0003-32	13N24

TQ0001



Ø	COD.	REF.
0,5	TE0003-05	13N25
1,0	TE0003-10	13N26
1,6	TE0003-16	13N27
2,0	TE0003-20	
2,4	TE0003-24	13N28
3,2	TE0003-32	13N29

TC0012	TC0013	TC00096	TC0097	TC0098
4	5	4	5	6
Ø 6.4	Ø 8	Ø 6.5	Ø 8	Ø 9.5

TC0014	TC0015	TC0101	TC0102	TC0103
6	7	4	5	4
Ø 9.8	Ø 11.2			

TC0016	TC0017
8	10
Ø 12.7	Ø 15.7

Ø 6.5 Ø 8 Ø 6.5

Jumbo

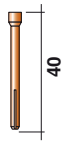

Ø	COD.
1,6	TD0088-16
2,4	TD0088-24
3,2	TD0088-32

TQ0026



Ø	COD.
1,6	TE0088-16
2,4	TE0088-24
3,2	TE0088-32

TC0118	TC0119	TC0120
8	10	12
Ø 12.7	Ø 15.7	Ø 19.5

Gas Lens



Ø	COD.	REF.
0,5	TD0003-05	13N20
etc.	etc.	etc.

TQ0001



Ø	COD.	REF.
0,5	TE0005-05	45V41
1,0	TE0005-10	45V42
1,6	TE0005-16	45V43
2,4	TE0005-24	45V44
3,2	TE0005-32	45V45

TC0041	TC0042	TC0043
4	5	6
Ø 6.4	Ø 8	Ø 9.8

TC0044	TC0045
7	8
Ø 11.2	Ø 12.7

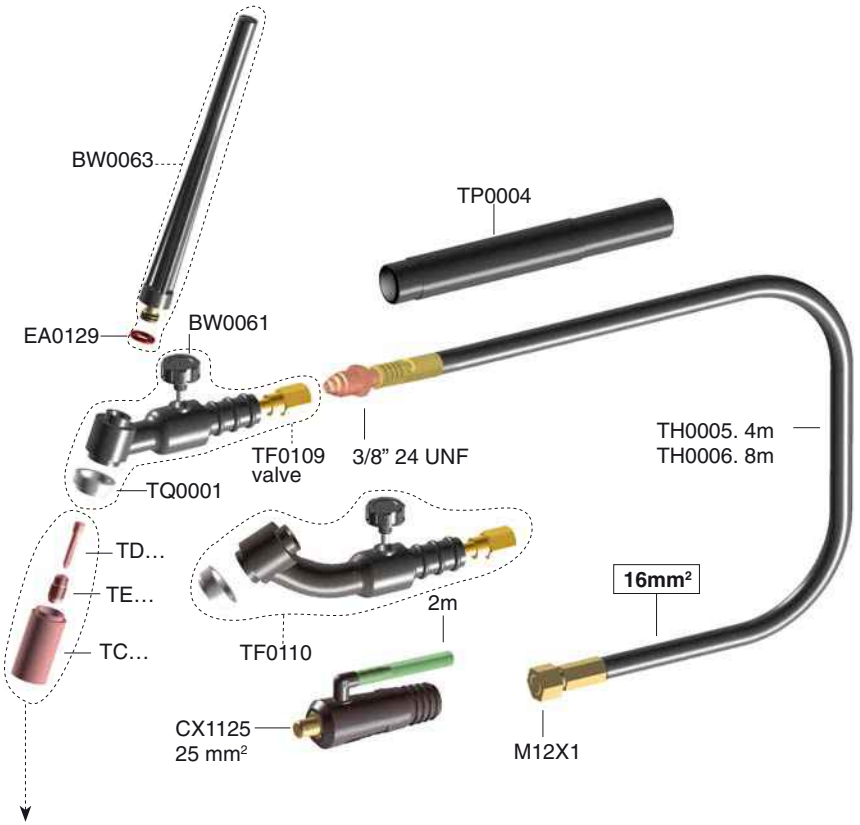

Spare parts kit not included



TT0101	Ø 1,6 Thor.
TT0102	Ø 2,4 Thor.

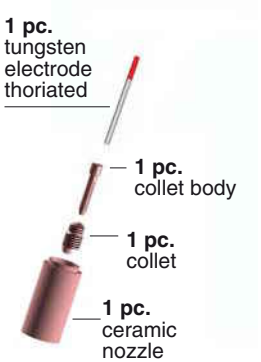

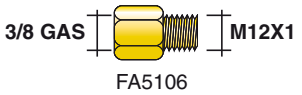

Copyright © 2012 Trafimet Spa
Edition 08/2012

All trademarks are of exclusive property of the respective companies.
Data and images are indicative and may be changed in any time without notice.

TIG **17V**

Tig welding

SH4403-00	4m	TSKM25-2m
SH4407-00	4m	TSK50-2m
SH4813-00	8m	TSKM25-2m
SH4807-00	8m	TSK50-2m

4-8 m

0.55 Kg

1 m

V peak	113
X 35%	140A DC 125A AC

Argon

Ø mm 0.5 ÷ 2.4





TSK 50-2m

EN 60974-7

All trademarks are of exclusive property of the respective companies. Data and images are indicative and may be changed in any time without notice.

BW0066	BW0056	BW0067



EA0130



Standard

Ø	COD.	REF.
0,5	TD0001-05	10N20
1,0	TD0001-10	10N22
1,6	TD0001-16	10N23
2,0	TD0001-20	
2,4	TD0001-24	10N24
3,2	TD0001-32	10N25
4,0	TD0001-40	54N20
4,8	TD0001-48	30028

TQ0002





Ø	COD.	REF.
0,5	TE0001-05	10N29
1,0	TE0001-10	10N30
1,6	TE0001-16	10N31
2,0	TE0001-20	-
2,4	TE0001-24	10N32
3,2	TE0001-32	10N28
4,0	TE0001-40	406488
4,8	TE0001-48	30126

TC0002	TC0003	TC0004	TC0005	TC0006

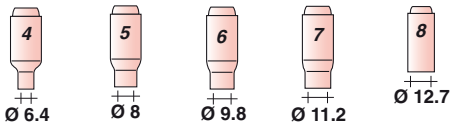

TC0007	TC0008	TC0091	TC0092	TC0093

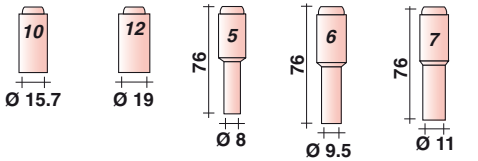

Jumbo

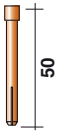

TQ0027

Ø	COD.	REF.
0,5	TD0001-05	10N20
etc.	etc.	etc.

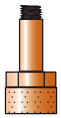

Ø	COD.	REF.
1,6	TE0009-16	45V16
2,4	TE0009-24	45V64
3,2	TE0009-32	-
4,0	TE0009-40	45V63

TC0118	TC0119	TC0120

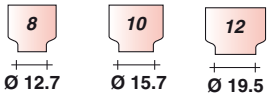

Gas Lens



TQ0003

Ø	COD.
1,0	TD0022-10
1,6	TD0022-16
2,4	TD0022-24
3,2	TD0022-32
4,0	TD0022-40



Ø	COD.	REF.
0,5	TE0006-05	45V41
1,0	TE0006-10	45V42
1,6	TE0006-16	45V43
2,4	TE0006-24	45V44
3,2	TE0006-32	45V45

TC0031	TC0032	TC0033	TC0034	TC0035

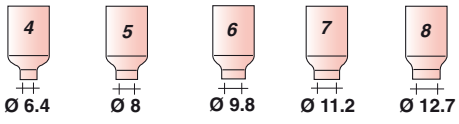

TC0036	TC0037	TC0086	TC0087	TC0088

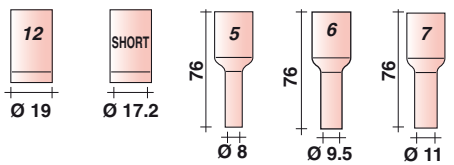

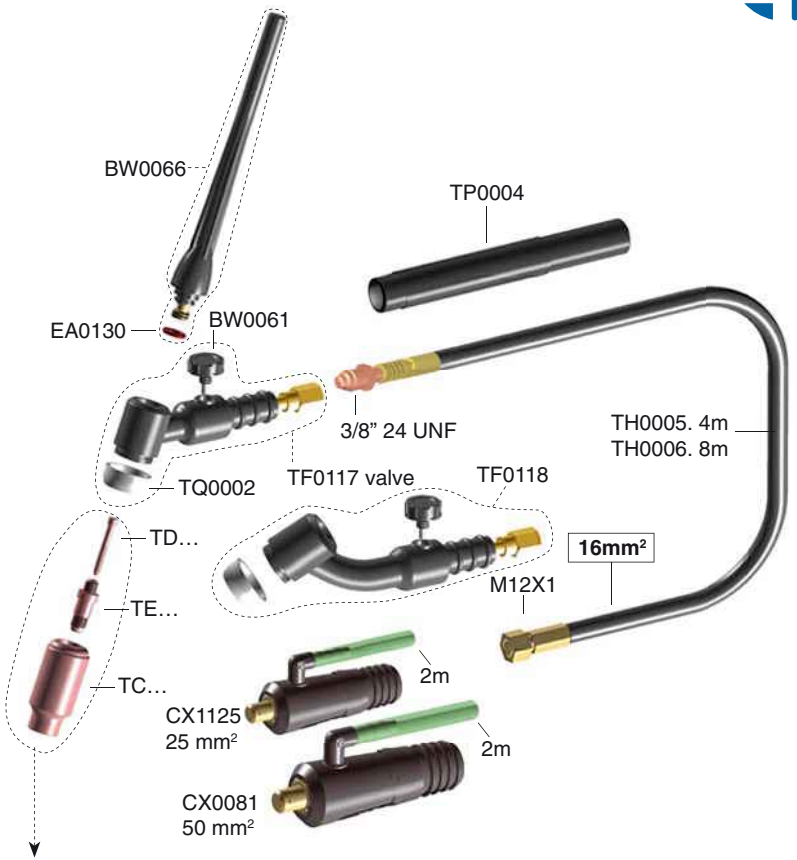

Spare parts kit not included



TT0101	Ø 1,6 Thor.
TT0102	Ø 2,4 Thor.

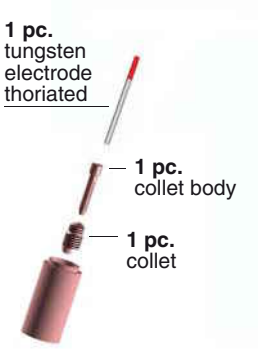

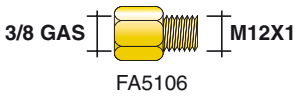

Copyright © 2012 Trafimet Spa
Edition 08/2012

All trademarks are of exclusive property of the respective companies.
Data and images are indicative and may be changed in any time without notice.

TIG **26V**

Tig welding

SM4407-00	4m	TSK50-2m
SM4807-00	8m	TSK50-2m



4-8 m

0.80 Kg

1 m

V peak	113
X 35%	180A DC 150A AC

Argon

Ø mm 0.5 ÷ 4.0



EN 60974-7

All trademarks are of exclusive property of the respective companies. Data and images are indicative and may be changed in any time without notice.

BW0066	BW0056	BW0067



EA0130

Standard

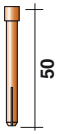

Ø	COD.	REF.
0,5	TD0001-05	10N20
1,0	TD0001-10	10N22
1,6	TD0001-16	10N23
2,0	TD0001-20	
2,4	TD0001-24	10N24
3,2	TD0001-32	10N25
4,0	TD0001-40	54N20
4,8	TD0001-48	30028

TQ0002



Ø	COD.	REF.
0,5	TE0001-05	10N29
1,0	TE0001-10	10N30
1,6	TE0001-16	10N31
2,0	TE0001-20	-
2,4	TE0001-24	10N32
3,2	TE0001-32	10N28
4,0	TE0001-40	406488
4,8	TE0001-48	30126

TC0002	TC0003	TC0004	TC0005	TC0006
				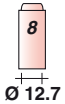
Ø 6.4	Ø 8	Ø 9.8	Ø 11.2	Ø 12.7

TC0007	TC0008	TC0091	TC0092	TC0093
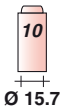	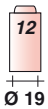	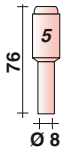	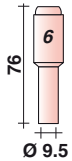	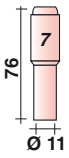
Ø 15.7	Ø 19	Ø 8	Ø 9.5	Ø 11

Jumbo

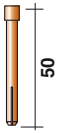

TQ0027

Ø	COD.	REF.
0,5	TD0001-05	10N20
etc.	etc.	etc.

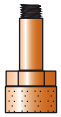

Ø	COD.	REF.
1,6	TE0009-16	45V16
2,4	TE0009-24	45V64
3,2	TE0009-32	-
4,0	TE0009-40	45V63

TC0118	TC0119	TC0120
		
Ø 12.7	Ø 15.7	Ø 19.5

Gas Lens



Ø	COD.
1,0	TD0022-10
1,6	TD0022-16
2,4	TD0022-24
3,2	TD0022-32
4,0	TD0022-40

TQ0003



Ø	COD.	REF.
0,5	TE0006-05	45V41
1,0	TE0006-10	45V42
1,6	TE0006-16	45V43
2,4	TE0006-24	45V44
3,2	TE0006-32	45V45

TC0031	TC0032	TC0033	TC0034	TC0035
				
Ø 6.4	Ø 8	Ø 9.8	Ø 11.2	Ø 12.7

TC0036	TC0037	TC0086	TC0087	TC0088
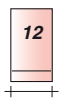	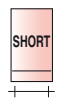	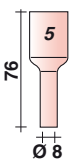	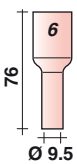	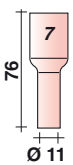
Ø 19	Ø 17.2	Ø 8	Ø 9.5	Ø 11

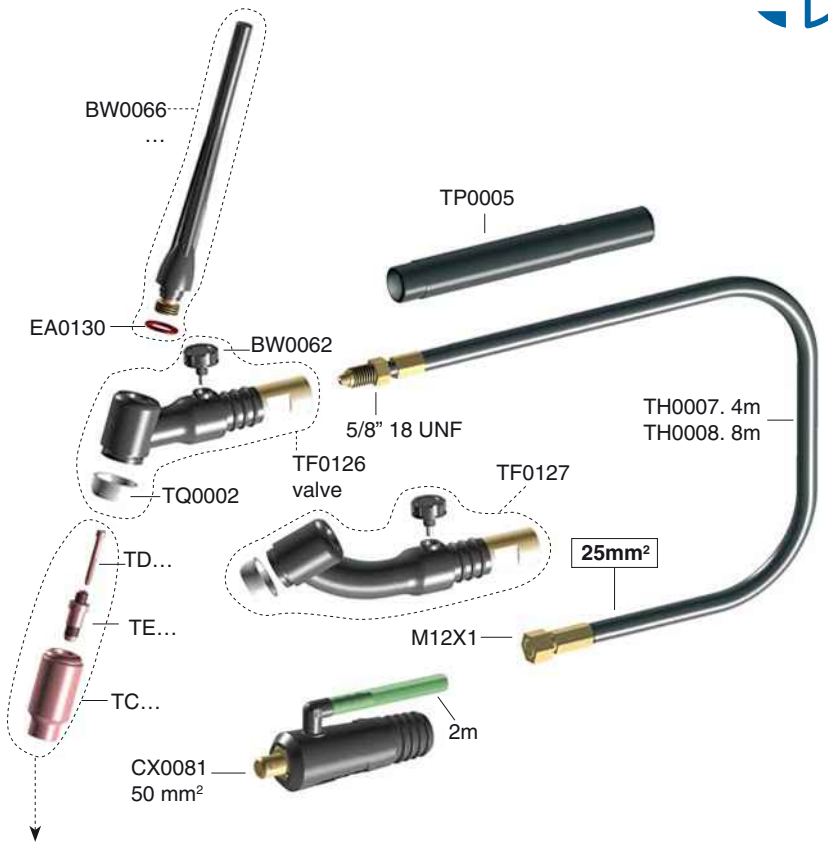

Spare parts kit not included



TT0103	Ø 1,6 Thor.
TT0104	Ø 2,4 Thor.
TT0105	Ø 3,2 Thor.

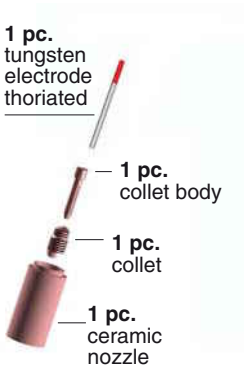

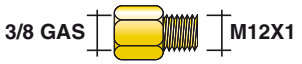

FA5106

Copyright © 2012 Trafimet Spa
Edition 08/2012

All trademarks are of exclusive property of the respective companies.
Data and images are indicative and may be changed in any time without notice.

TIG **17V**

Tig welding

SH4427-00	4m	5/8 - 18 UNF
SH4827-00	8m	5/8 - 18 UNF



4-8 m

0.55 Kg

1 m

V peak	113
X 35%	140A DC 125A AC

Argon

Ø mm 0.5 ÷ 2.4



5/8-18 UNF

EN 60974-7

All trademarks are of exclusive property of the respective companies. Data and images are indicative and may be changed in any time without notice.

BW0066	BW0056	BW0067



EA0130

Standard

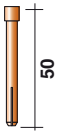

TQ0002

Ø	COD.	REF.
0,5	TD0001-05	10N20
1,0	TD0001-10	10N22
1,6	TD0001-16	10N23
2,0	TD0001-20	
2,4	TD0001-24	10N24
3,2	TD0001-32	10N25
4,0	TD0001-40	54N20
4,8	TD0001-48	30028



Ø	COD.	REF.
0,5	TE0001-05	10N29
1,0	TE0001-10	10N30
1,6	TE0001-16	10N31
2,0	TE0001-20	-
2,4	TE0001-24	10N32
3,2	TE0001-32	10N28
4,0	TE0001-40	406488
4,8	TE0001-48	30126

TC0002	TC0003	TC0004	TC0005	TC0006
4 Ø 6.4	5 Ø 8	6 Ø 9.8	7 Ø 11.2	8 Ø 12.7

TC0007	TC0008	TC0091	TC0092	TC0093
10 Ø 15.7	12 Ø 19	76 5 Ø 8	76 6 Ø 9.5	76 7 Ø 11

Jumbo

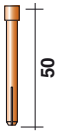

TQ0027

Ø	COD.	REF.
0,5	TD0001-05	10N20
etc.	etc.	etc.

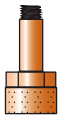

Ø	COD.	REF.
1,6	TE0009-16	45V16
2,4	TE0009-24	45V64
3,2	TE0009-32	-
4,0	TE0009-40	45V63

TC0118	TC0119	TC0120
8 Ø 12.7	10 Ø 15.7	12 Ø 19.5

Gas Lens



TQ0003

Ø	COD.
1,0	TD0022-10
1,6	TD0022-16
2,4	TD0022-24
3,2	TD0022-32
4,0	TD0022-40



Ø	COD.	REF.
0,5	TE0006-05	45V41
1,0	TE0006-10	45V42
1,6	TE0006-16	45V43
2,4	TE0006-24	45V44
3,2	TE0006-32	45V45

TC0031	TC0032	TC0033	TC0034	TC0035
4 Ø 6.4	5 Ø 8	6 Ø 9.8	7 Ø 11.2	8 Ø 12.7

TC0036	TC0037	TC0086	TC0087	TC0088
12 Ø 19	SHORT Ø 17.2	76 5 Ø 8	76 6 Ø 9.5	76 7 Ø 11

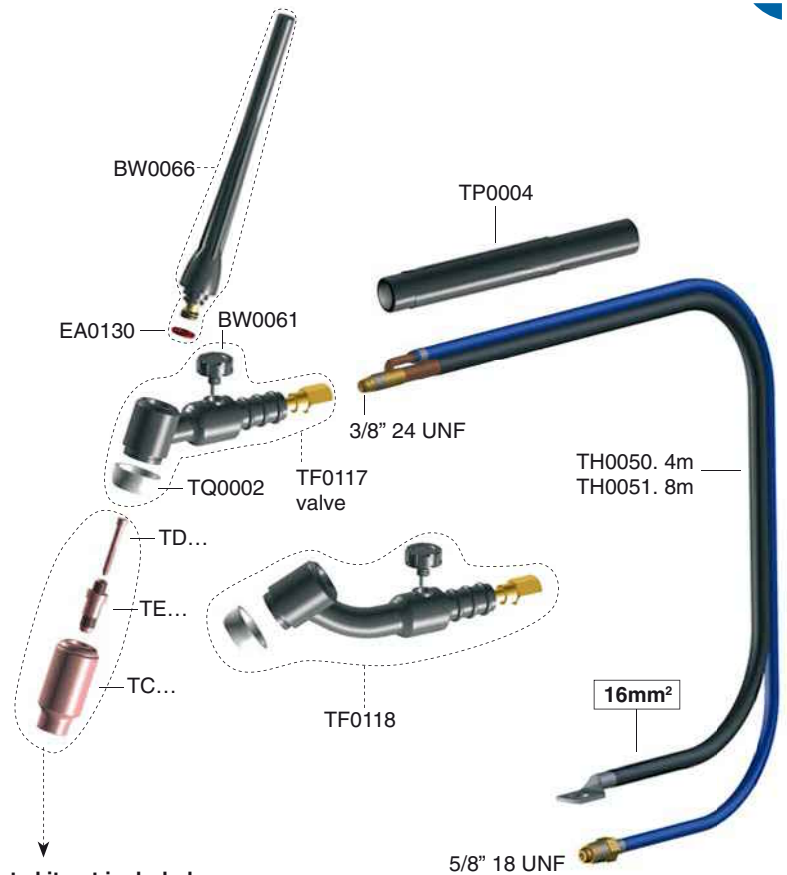

Spare parts kit not included



TT0101	Ø 1,6 Thor.
TT0102	Ø 2,4 Thor.

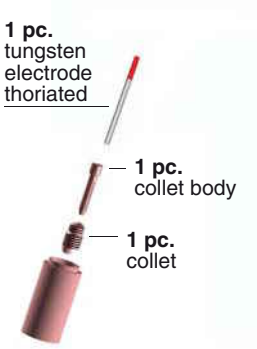

Copyright © 2012 Trafimet Spa
Edition 08/2012

All trademarks are of exclusive property of the respective companies.
Data and images are indicative and may be changed in any time without notice.

TIG **26V**

Tig welding

				Ø
	SM4427-00	4m	5/8 - 18 UNF	25 mm²
	SM4427-35	4m	5/8 - 18 UNF	35 mm²
	SM4827-00	8m	5/8 - 18 UNF	25 mm²
	SM4827-35	8m	5/8 - 18 UNF	35 mm²
FLEX	SO4427-00	4m - flex	5/8 - 18 UNF	25 mm²
FLEX	SO4427-35	4m - flex	5/8 - 18 UNF	35 mm²
FLEX	SO4827-00	4m - flex	5/8 - 18 UNF	25 mm²
FLEX	SO4827-35	4m - flex	5/8 - 18 UNF	35 mm²



4-8 m

0.80 Kg

1 m

V peak	113
X 35%	180A DC 150A AC

Argon

Ø mm 0.5 ÷ 4.0



5/8-18 UNF

EN 60974-7

All trademarks are of exclusive property of the respective companies. Data and images are indicative and may be changed in any time without notice.

BW0066	BW0056	BW0067



EA0130

Standard

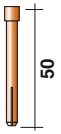

Ø	COD.	REF.
0,5	TD0001-05	10N20
1,0	TD0001-10	10N22
1,6	TD0001-16	10N23
2,0	TD0001-20	
2,4	TD0001-24	10N24
3,2	TD0001-32	10N25
4,0	TD0001-40	54N20
4,8	TD0001-48	30028

TQ0002





Ø	COD.	REF.
0,5	TE0001-05	10N29
1,0	TE0001-10	10N30
1,6	TE0001-16	10N31
2,0	TE0001-20	-
2,4	TE0001-24	10N32
3,2	TE0001-32	10N28
4,0	TE0001-40	406488
4,8	TE0001-48	30126

TC0002	TC0003	TC0004	TC0005	TC0006
4 Ø 6.4	5 Ø 8	6 Ø 9.8	7 Ø 11.2	8 Ø 12.7

TC0007	TC0008	TC0091	TC0092	TC0093
10 Ø 15.7	12 Ø 19	76 5 Ø 8	76 6 Ø 9.5	76 7 Ø 11

Jumbo

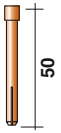

Ø	COD.	REF.
0,5	TD0001-05	10N20
etc.	etc.	etc.

TQ0027

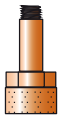

Ø	COD.	REF.
1,6	TE0009-16	45V16
2,4	TE0009-24	45V64
3,2	TE0009-32	-
4,0	TE0009-40	45V63

TC0118	TC0119	TC0120
8 Ø 12.7	10 Ø 15.7	12 Ø 19.5

Gas Lens



Ø	COD.
1,0	TD0022-10
1,6	TD0022-16
2,4	TD0022-24
3,2	TD0022-32
4,0	TD0022-40

TQ0003



Ø	COD.	REF.
0,5	TE0006-05	45V41
1,0	TE0006-10	45V42
1,6	TE0006-16	45V43
2,4	TE0006-24	45V44
3,2	TE0006-32	45V45

TC0031	TC0032	TC0033	TC0034	TC0035
4 Ø 6.4	5 Ø 8	6 Ø 9.8	7 Ø 11.2	8 Ø 12.7

TC0036	TC0037	TC0086	TC0087	TC0088
12 Ø 19	SHORT Ø 17.2	76 5 Ø 8	76 6 Ø 9.5	76 7 Ø 11

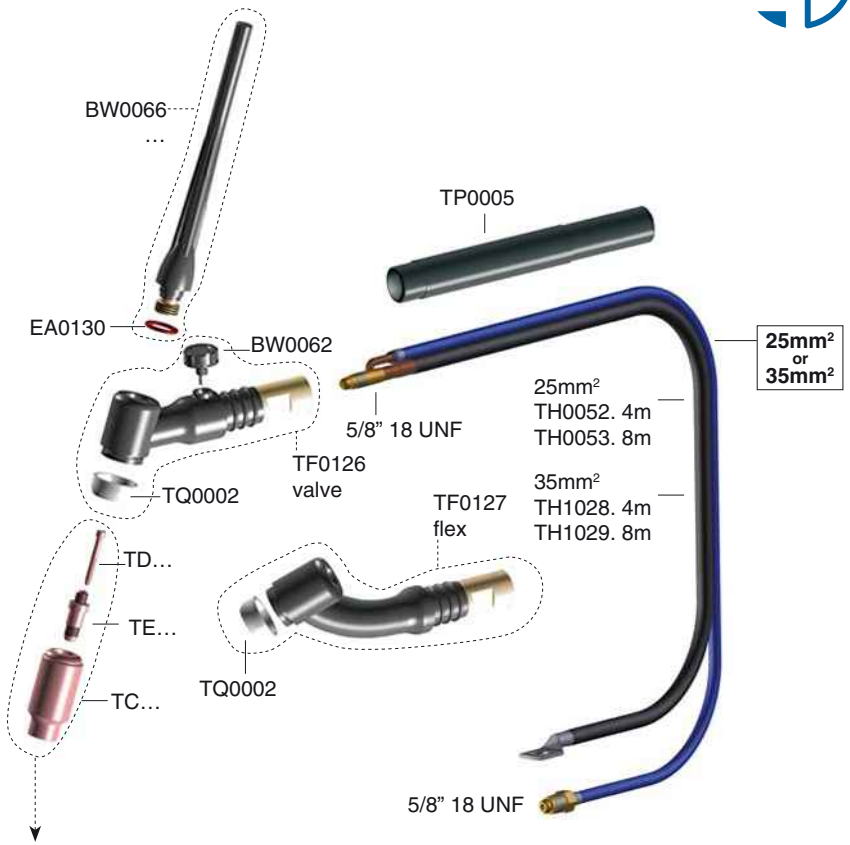

Spare parts kit not included



TT0103	Ø 1,6 Thor.
TT0104	Ø 2,4 Thor.
TT0105	Ø 3,2 Thor.

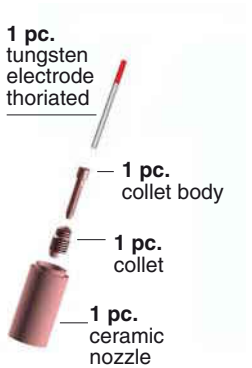

Copyright © 2012 Trafimet Spa
Edition 08/2012

All trademarks are of exclusive property of the respective companies.
Data and images are indicative and may be changed in any time without notice.

AUTOTIG **9**

Tig welding

SD4401-00	4m	M12x1
SD4801-00	8m	M12x1

4-8 m

0.45 Kg

1 m

V peak	113
X 35%	110A DC 95A AC

Argon

Ø mm 0.5 ÷ 1.6





M12x1

EN 60974-7

All trademarks are of exclusive property of the respective companies. Data and images are indicative and may be changed in any time without notice.

BW0063	BW0064	BW0065



EA0129

Standard



Ø	COD.	REF.
0,5	TD0003-05	13N20
1,0	TD0003-10	13N21
1,6	TD0003-16	13N22
2,0	TD0003-20	
2,4	TD0003-24	13N23
3,2	TD0003-32	13N24

TQ0001





Ø	COD.	REF.
0,5	TE0003-05	13N25
1,0	TE0003-10	13N26
1,6	TE0003-16	13N27
2,0	TE0003-20	
2,4	TE0003-24	13N28
3,2	TE0003-32	13N29

TC0012	TC0013	TC00096	TC0097	TC0098
4 Ø 6.4	5 Ø 8	4 Ø 6.5	5 Ø 8	6 Ø 9.5

TC0014	TC0015	TC0101	TC0102	TC0103
6 Ø 9.8	7 Ø 11.2	4 Ø 6.5	5 Ø 8	4 Ø 6.5

TC0016	TC0017
8 Ø 12.7	10 Ø 15.7

Jumbo

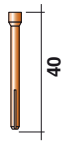

Ø	COD.
1,6	TD0088-16
2,4	TD0088-24
3,2	TD0088-32

TQ0026



Ø	COD.
1,6	TE0088-16
2,4	TE0088-24
3,2	TE0088-32

TC0118	TC0119	TC0120
8 Ø 12.7	10 Ø 15.7	12 Ø 19.5

Gas Lens



Ø	COD.	REF.
0,5	TD0003-05	13N20
etc.	etc.	etc.

TQ0001





Ø	COD.	REF.
0,5	TE0005-05	45V41
1,0	TE0005-10	45V42
1,6	TE0005-16	45V43
2,4	TE0005-24	45V44
3,2	TE0005-32	45V45

TC0041	TC0042	TC0043
4 Ø 6.4	5 Ø 8	6 Ø 9.8

TC0044	TC0045
7 Ø 11.2	8 Ø 12.7



Spare parts kit not included



TT0101	Ø 1,6 Thor.
TT0102	Ø 2,4 Thor.

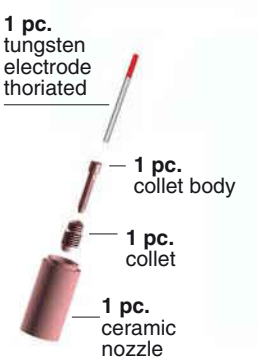



Copyright © 2012 Trafimet Spa
Edition 08/2012

All trademarks are of exclusive property of the respective companies.
Data and images are indicative and may be changed in any time without notice.

AUTOTIG **18**

Tig welding

ST4401-00	4m	M12x1
ST4801-00	8m	M12x1

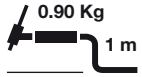

V peak	113		Argon	Ø mm	0.5 ÷ 1.6
X 100%	400A DC 300A AC		4 bar		1.5 l/min




M12x1

EN 60974-7

All trademarks are of exclusive property of the respective companies. Data and images are indicative and may be changed in any time without notice.

BW0066	BW0056	BW0067



EA0130

Standard

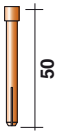

Ø	COD.	REF.
0,5	TD0001-05	10N20
1,0	TD0001-10	10N22
1,6	TD0001-16	10N23
2,0	TD0001-20	
2,4	TD0001-24	10N24
3,2	TD0001-32	10N25
4,0	TD0001-40	54N20
4,8	TD0001-48	30028

TQ0002





Ø	COD.	REF.
0,5	TE0001-05	10N29
1,0	TE0001-10	10N30
1,6	TE0001-16	10N31
2,0	TE0001-20	-
2,4	TE0001-24	10N32
3,2	TE0001-32	10N28
4,0	TE0001-40	406488
4,8	TE0001-48	30126

TC0002	TC0003	TC0004	TC0005	TC0006

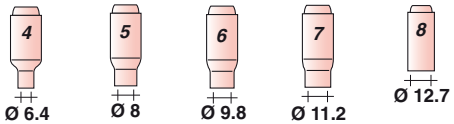

TC0007	TC0008	TC0091	TC0092	TC0093

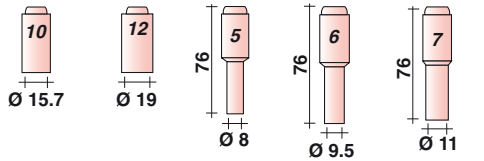

Jumbo

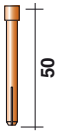

Ø	COD.	REF.
0,5	TD0001-05	10N20
etc.	etc.	etc.

TQ0027



Ø	COD.	REF.
1,6	TE0009-16	45V16
2,4	TE0009-24	45V64
3,2	TE0009-32	-
4,0	TE0009-40	45V63

TC0118	TC0119	TC0120

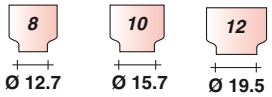

Gas Lens



Ø	COD.
1,0	TD0022-10
1,6	TD0022-16
2,4	TD0022-24
3,2	TD0022-32
4,0	TD0022-40

TQ0003



Ø	COD.	REF.
0,5	TE0006-05	45V41
1,0	TE0006-10	45V42
1,6	TE0006-16	45V43
2,4	TE0006-24	45V44
3,2	TE0006-32	45V45

TC0031	TC0032	TC0033	TC0034	TC0035

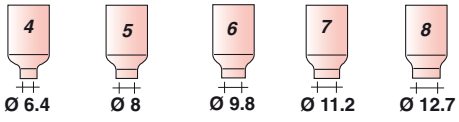

TC0036	TC0037	TC0086	TC0087	TC0088

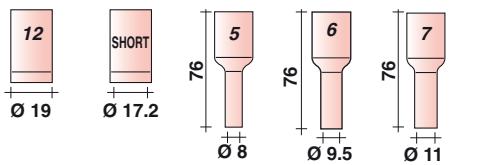



Spare parts kit not included



TT0103	Ø 1,6 Thor.
TT0104	Ø 2,4 Thor.
TT0105	Ø 3,2 Thor.

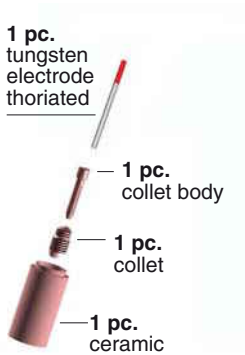

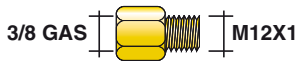

FA5106

Copyright © 2012 Trafimet Spa
Edition 08/2012

All trademarks are of exclusive property of the respective companies.
Data and images are indicative and may be changed in any time without notice.

AUTOTIG **20**

Tig welding

SX4401-00	4m	M12x1
SX4801-00	8m	M12x1

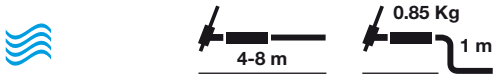

V peak	113	Argon	Ø mm 0.5 ÷ 3.2
X 100%	320A DC 250A AC	4 bar	1.5 l/min



M12x1

EN 60974-7

All trademarks are of exclusive property of the respective companies. Data and images are indicative and may be changed in any time without notice.

BW0063	BW0064	BW0065



EA0129

Standard



TQ0001

Ø	COD.	REF.
0,5	TD0003-05	13N20
1,0	TD0003-10	13N21
1,6	TD0003-16	13N22
2,0	TD0003-20	
2,4	TD0003-24	13N23
3,2	TD0003-32	13N24



Ø	COD.	REF.
0,5	TE0003-05	13N25
1,0	TE0003-10	13N26
1,6	TE0003-16	13N27
2,0	TE0003-20	
2,4	TE0003-24	13N28
3,2	TE0003-32	13N29

TC0012	TC0013	TC00096	TC0097	TC0098
Ø 6.4	Ø 8	Ø 6.5	Ø 8	Ø 9.5

TC0014	TC0015	TC0101	TC0102	TC0103
Ø 9.8	Ø 11.2	Ø 6.5	Ø 8	Ø 6.5

TC0016	TC0017
Ø 12.7	Ø 15.7

Jumbo

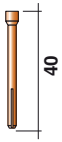

TQ0026



Ø	COD.
1,6	TD0088-16
2,4	TD0088-24
3,2	TD0088-32

Ø	COD.
1,6	TE0088-16
2,4	TE0088-24
3,2	TE0088-32

TC0118	TC0119	TC0120
Ø 12.7	Ø 15.7	Ø 19.5

Gas Lens



TQ0001



Ø	COD.	REF.
0,5	TD0003-05	13N20
etc.	etc.	etc.

Ø	COD.	REF.
0,5	TE0005-05	45V41
1,0	TE0005-10	45V42
1,6	TE0005-16	45V43
2,4	TE0005-24	45V44
3,2	TE0005-32	45V45

TC0041	TC0042	TC0043
Ø 6.4	Ø 8	Ø 9.8

TC0044	TC0045
Ø 11.2	Ø 12.7

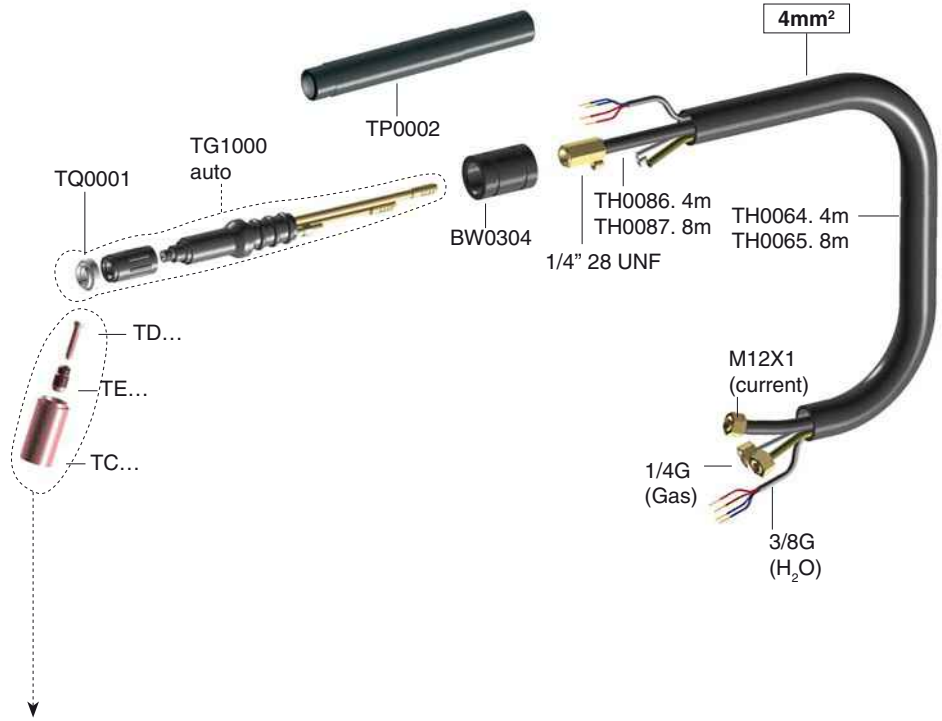

Spare parts kit not included



TT0101	Ø 1,6 Thor.
TT0102	Ø 2,4 Thor.

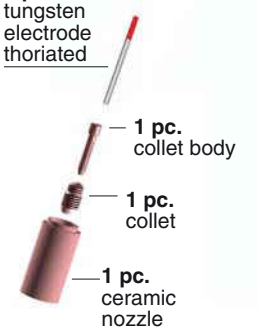

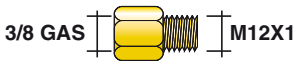

FA5106

Copyright © 2012 Trafimet Spa
Edition 08/2012

All trademarks are of exclusive property of the respective companies.
Data and images are indicative and may be changed in any time without notice.

AUTOTIG **26**

Tig welding

SN4401-00	4m	M12x1
SN4801-00	8m	M12x1

4-8 m

0.80 Kg

1 m

V peak	113
X 35%	180A DC 150A AC

Argon

Ø mm 0.5 ÷ 4.0





M12x1

EN 60974-7

All trademarks are of exclusive property of the respective companies. Data and images are indicative and may be changed in any time without notice.

BW0066	BW0056	BW0067



EA0130

Standard

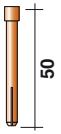

Ø	COD.	REF.
0,5	TD0001-05	10N20
1,0	TD0001-10	10N22
1,6	TD0001-16	10N23
2,0	TD0001-20	
2,4	TD0001-24	10N24
3,2	TD0001-32	10N25
4,0	TD0001-40	54N20
4,8	TD0001-48	30028

TQ0002



Ø	COD.	REF.
0,5	TE0001-05	10N29
1,0	TE0001-10	10N30
1,6	TE0001-16	10N31
2,0	TE0001-20	-
2,4	TE0001-24	10N32
3,2	TE0001-32	10N28
4,0	TE0001-40	406488
4,8	TE0001-48	30126

TC0002	TC0003	TC0004	TC0005	TC0006
4	5	6	7	8
Ø 6.4	Ø 8	Ø 9.8	Ø 11.2	Ø 12.7

TC0007	TC0008	TC0091	TC0092	TC0093
10	12	5	6	7
Ø 15.7	Ø 19	76	76	76
		Ø 8	Ø 9.5	Ø 11

Jumbo

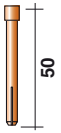

TQ0027

Ø	COD.	REF.
0,5	TD0001-05	10N20
etc.	etc.	etc.

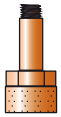

Ø	COD.	REF.
1,6	TE0009-16	45V16
2,4	TE0009-24	45V64
3,2	TE0009-32	-
4,0	TE0009-40	45V63

TC0118	TC0119	TC0120
8	10	12
Ø 12.7	Ø 15.7	Ø 19.5

Gas Lens



Ø	COD.
1,0	TD0022-10
1,6	TD0022-16
2,4	TD0022-24
3,2	TD0022-32
4,0	TD0022-40

TQ0003



Ø	COD.	REF.
0,5	TE0006-05	45V41
1,0	TE0006-10	45V42
1,6	TE0006-16	45V43
2,4	TE0006-24	45V44
3,2	TE0006-32	45V45

TC0031	TC0032	TC0033	TC0034	TC0035
4	5	6	7	8
Ø 6.4	Ø 8	Ø 9.8	Ø 11.2	Ø 12.7

TC0036	TC0037	TC0086	TC0087	TC0088
12	SHORT	5	6	7
Ø 19	Ø 17.2	76	76	76
		Ø 8	Ø 9.5	Ø 11



Spare parts kit not included



TT0103	Ø 1,6 Thor.
TT0104	Ø 2,4 Thor.
TT0105	Ø 3,2 Thor.

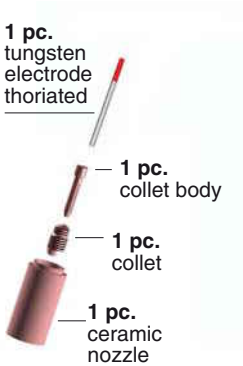

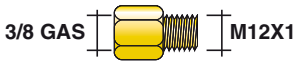

FA5106

Copyright © 2012 Trafimet Spa
Edition 08/2012

All trademarks are of exclusive property of the respective companies.
Data and images are indicative and may be changed in any time without notice.

EASY **300**

Torches

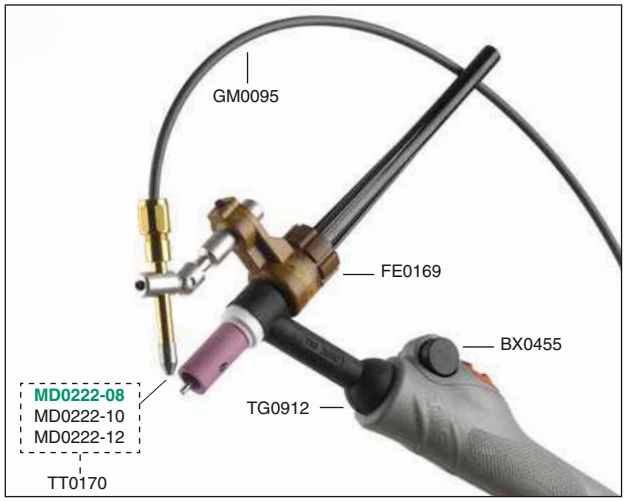

S62490D00	Dualtig RC Super 20/4m - Easy 300	1
BX0455	potentiometer 1K	1
FE0169	wire guide holder x Tig 9/20/25	1
GM0095	Ø 0,9÷1,2 graphite liner	(m)
MD0222-08	Ø 0,8 tip Easy 300	20
MD0222-10	Ø 1,0 tip Easy 300	20
MD0222-12	Ø 1,2 tip Easy 300	20
TG0912	torch head	1
TT0170	Easy 300 tip KIT	1

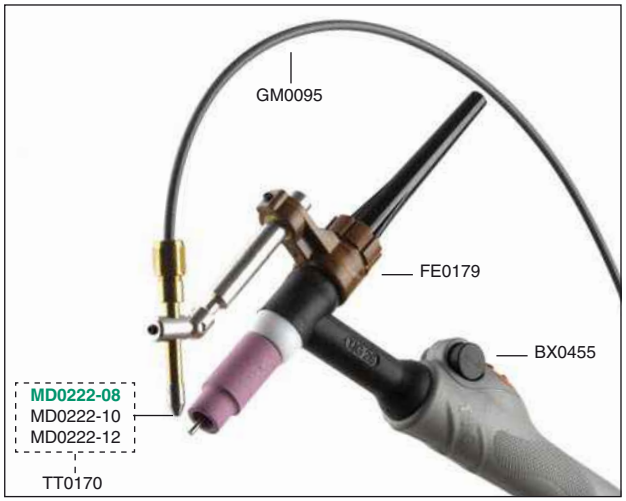

SK2490A00	Dualtig RC 26/4m - Easy 300	1
S12490D00	Dualtig RC Super 18/4m - Easy 300	1
BX0455	potentiometer 1K	1
FE0179	wire guide holder x Tig 17/18/26	1
GM0095	0,9÷1,2 graphite liner	(m)
MD0222-08	Ø 0,8 tip Easy 300	20
MD0222-10	Ø 1,0 tip Easy 300	20
MD0222-12	Ø 1,2 tip Easy 300	20
TF0026	torch head	1
TT0170	Easy 300 tip KIT	1



S92490D00	Autotig 20/4m - Easy 300	1
FE0189	wire guide holder x auto	1
GM0095	Ø 0,9÷1,2 graphite liner	(m)
MD0222-08	Ø 0,8 tip Easy 300	20
MD0222-10	Ø 1,0 tip Easy 300	20
MD0222-12	Ø 1,2 tip Easy 300	20
TG1000	torch head	1
TT0170	tip Easy 300 KIT	1

All trademarks are of exclusive property of the respective companies. Data and images are indicative and may be changed in any time without notice.

EASY **300** system - optional

System



DT0011	**Easy 300 pulsed system**	**1**
BX0520	cable 50 mm2 1.5m	1
MU0621	professional feeder	1
S62490D00	Dualtig RC Super 20/4m - Easy 300	1

DT0003	**Easy 300 auto system**	**1**
BX0520	cable 50 mm2 1.5m	1
MU0621	professional feeder	1
S92490D00	Dualtig RC Super 20/4m - Easy 300	1



BX0430	transformer 220-42Vac	1
BX0431	transformer 110-42Vac	1

Wiring Diagram

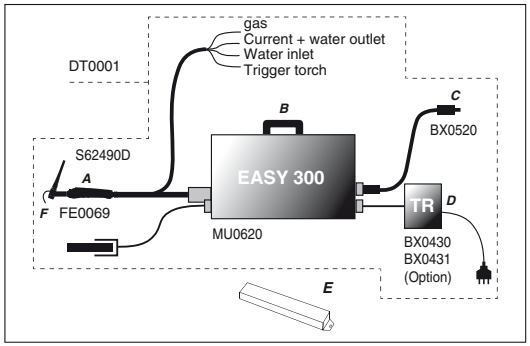

EQUIPMENT

EASY 300 Cold Wire Tig Device includes:

A. ERGOTIG SUPER 20 torch 300A (100%), water cooled, equipped with (4+1,5)m EXTRAFLEX cable

B. Wire feeder with electronic wire speed control

C. Power cable 1,5m length (power source-wire feeder)

D. Auxiliary transformer 220Vac-42Vac - 200VA (optional)

E. Torch accessories kit (2.4)

F. Wire guide holder EASY 300

Optional



TT0171	carriage kit	1



TT0098	professional panel EASY 300	1



TT0172	automatic wire feeding	1



TT0173	manual wire feeding	1



BX0520	cable 50 mm² 1.5m	1



BX0695	remote control	

EN 60974-7

All trademarks are of exclusive property of the respective companies. Data and images are indicative and may be changed in any time without notice.

CENTRAL ADAPTORS

The Tig central adaptor allows a fast and safe connection of the torch to the welding device and is characterized by an excellent electric insulation and by the possibility of assembling even 9 different contacts.







FY0002





The Central Adaptor shows the following features:

1 - better liner guide
2 - smaller overall dimensions of the box
3 - inclined output of the water tubes towards the torch reducing the radial overall dimensions of the connector
4 - book-like opening of the box
5 - removable internal sectioning walls to ease the input additional cables.

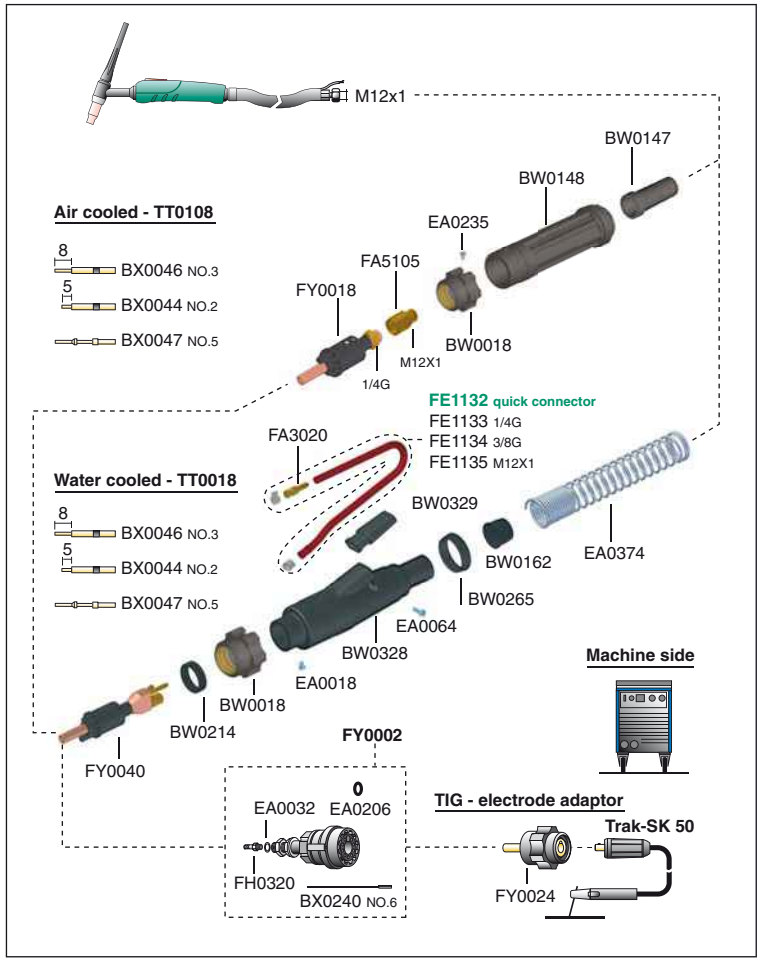

All trademarks are of exclusive property of the respective companies. Data and images are indicative and may be changed in any time without notice.

CONNECTORS M12x1 - 3/8 G

CX0077	Tig plug 50 gas 1/4G	1
CX0078	Tig plug 50 gas 3/8G	1
CX0079	Tig plug 50 gas M12x1	1
CX0080	Tig plug 50 gas quick	1
CX0081	Tig plug 50 gas tube 2m	1
CX0087	Tig plug 25 gas 1/4G	1
CX0088	Tig plug 25 gas 3/8G	1
CX0089	Tig plug 25 gas M12x1	1
CX0090	Tig plug 25 gas quick	1
CX1125	Tig plug 25 gas tube 2m	1
TT0106	kit L-TEC	1
TT0107	kit Eurotig M12x1	1
TT0113	water kit L-TEC	1
TT0114	water kit Eurotig	1

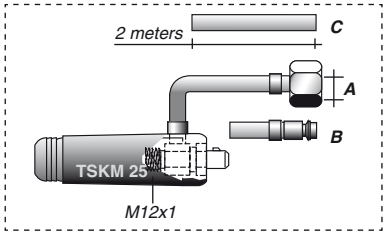

A
1/4 G CX0087
3/8 G CX0088
M12x1 CX0089
B
CX0090
C
CX1125

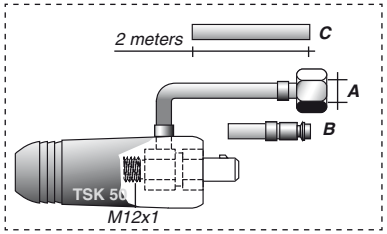

A
1/4 G CX0077
3/8 G CX0078
M12x1 CX0079
B
CX0080
C
CX0081

KIT EURO TIG - TT0107

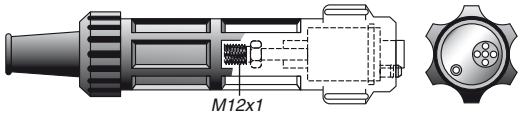

KIT EURO TIG WATER - TT0114

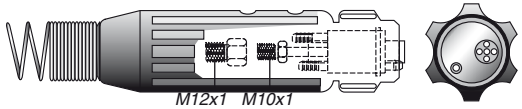

KIT L-TEC - TT0106

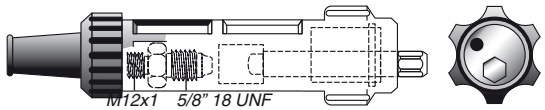

KIT L-TEC WATER - TT0113

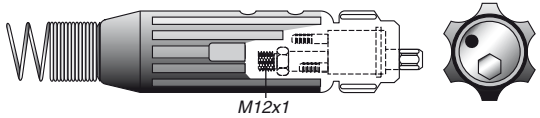

CX0050	Tig plug 25 gas 3/8G	1
CX0051	Tig plug 50 gas 3/8G	1
CX0093	Tig plug 25 gas 1/4G	1
CX0094	Tig plug 50 gas 1/4G	1
EA0120	o ring	10
FA0008	lock nut 3/8G	10
FA0009	hose fitting	10
FA5022	reduction 3/8G - 3/8G	1
TT0127	kit Eurotig 3/8G	1

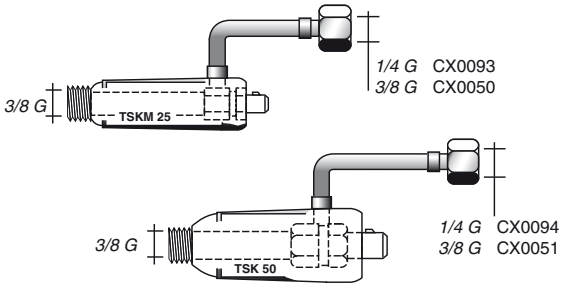

POWER CABLE ADAPTORS 3/8 G



CENTRAL CONNECTOR KIT - TT0127

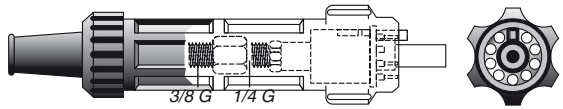

All trademarks are of exclusive property of the respective companies. Data and images are indicative and may be changed in any time without notice.

SPECIFIC CONNECTIONS

Tig welding

Choose the welding machine configuration, we supply torch with the right connection

CASTOLIN® 018



Dual

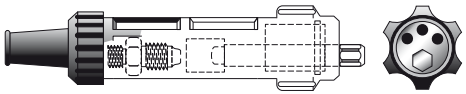

Central Connector



Electric Plug | 5 Pin

CASTOLIN® 019



Dual

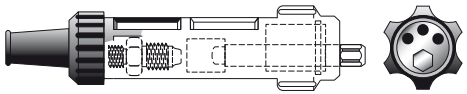

Central Connector



Electric Plug | 7 Pin

CASTOLIN® 079

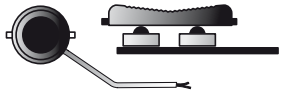

Multi

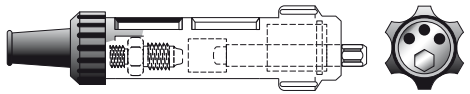

Central Connector



Electric Plug | 7 Pin

CASTOLIN® 097

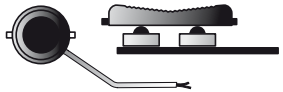

Multi

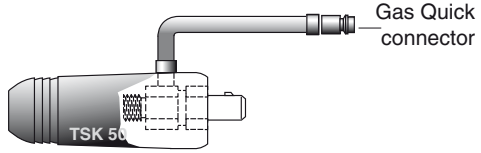

Connector TSK 50



Electric Plug | 7 Pin

CASTOLIN® 018



Dual

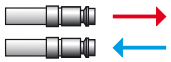

H_2O

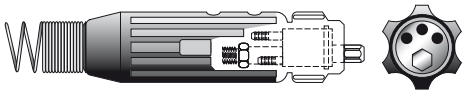

Central Connector



Electric Plug | 5 Pin

CASTOLIN® 019



Dual

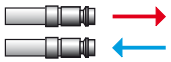

H_2O

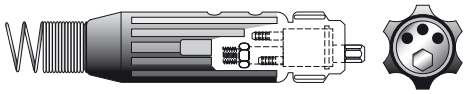

Central Connector



Electric Plug | 7 Pin

CASTOLIN® 079

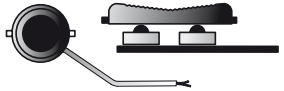

Multi

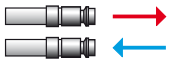

H_2O

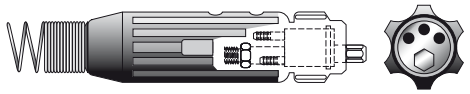

Central Connector



Electric Plug | 7 Pin

CASTOLIN® 097

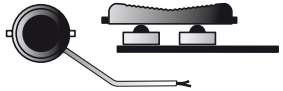

Multi

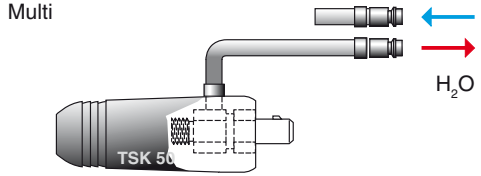

Connector TSK 50



Electric Plug | 7 Pin

All trademarks are of exclusive property of the respective companies. Data and images are indicative and may be changed in any time without notice.

SPECIFIC CONNECTIONS

Choose the welding machine configuration, we supply torch with the right connection

CEA® 071

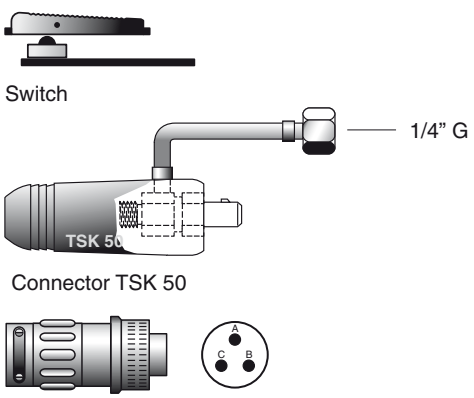

CEA® 072

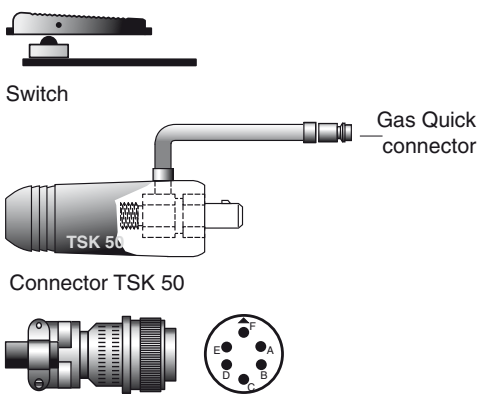

CEA® 073

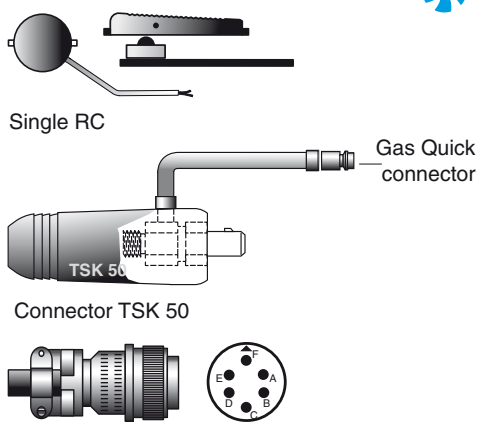

CEA® 277

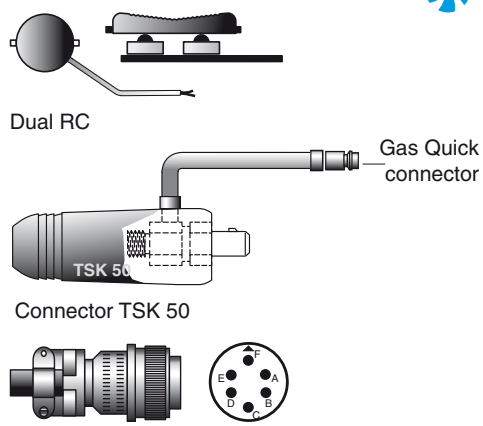

CEA® 071

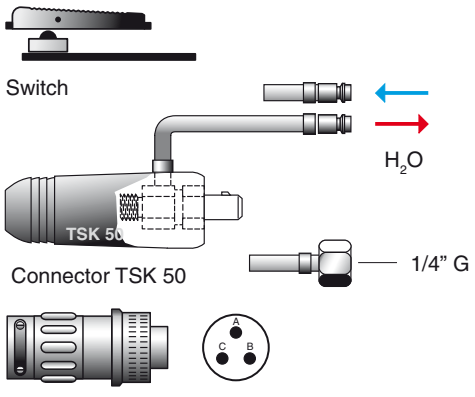

CEA® 072

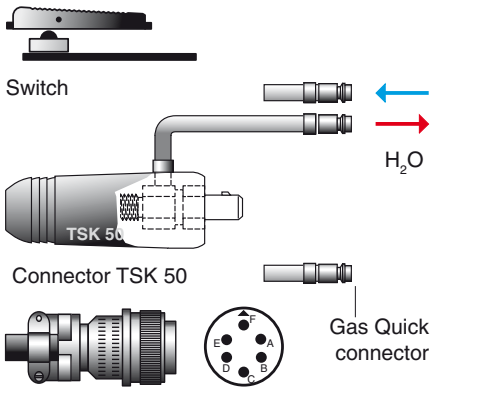

CEA® 073

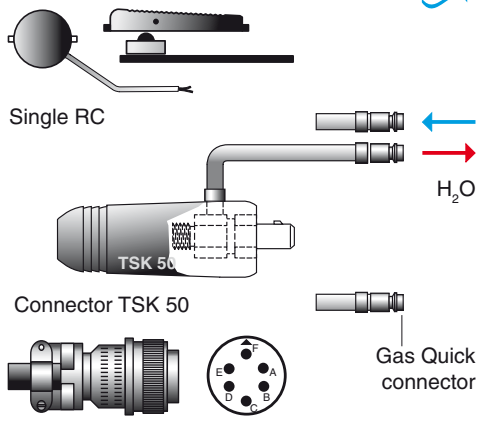

CASTOLIN® CEA® 277

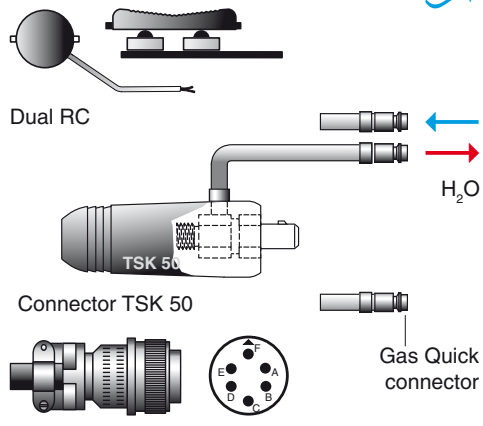

All trademarks are of exclusive property of the respective companies. Data and images are indicative and may be changed in any time without notice.

SPECIFIC CONNECTIONS

Tig welding

Choose the welding machine configuration, we supply torch with the right connection

CEBORA® 050

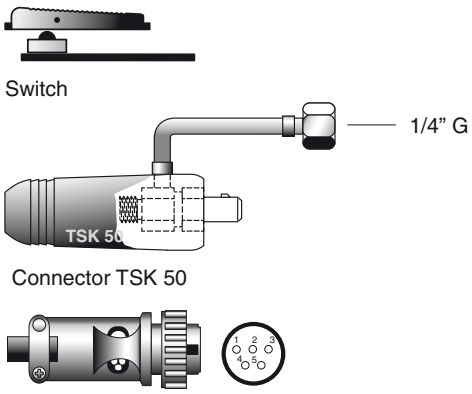

CEBORA® 051

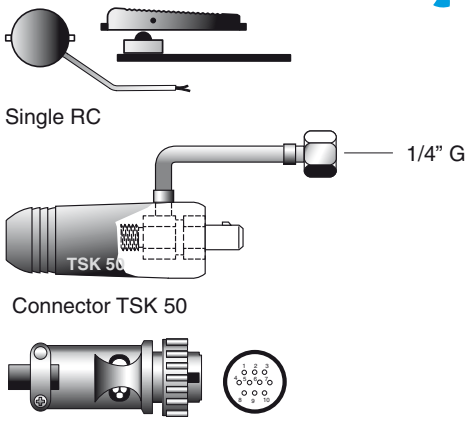

CEBORA® 094

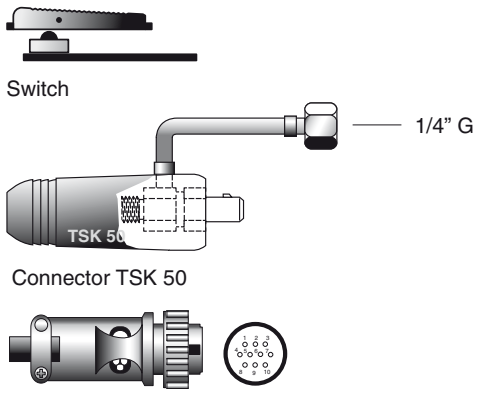

CEBORA® 183

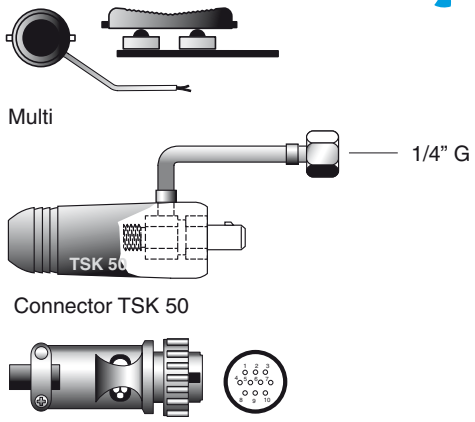

CEBORA® 050

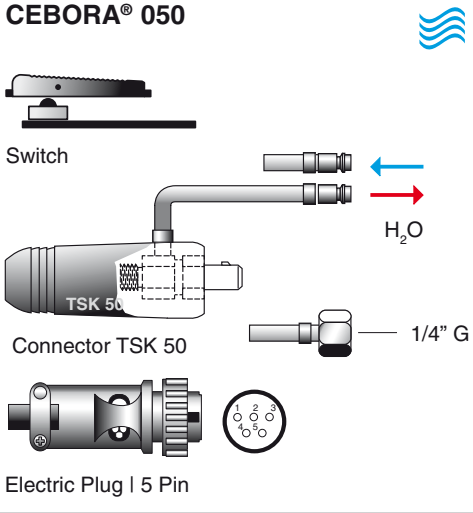

CEBORA® 051

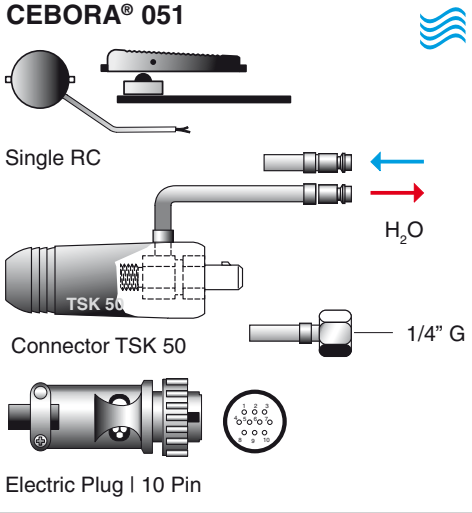

CEBORA® 094

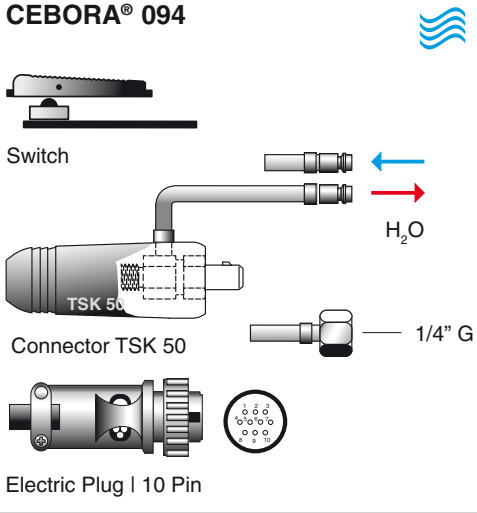

CEBORA® 183

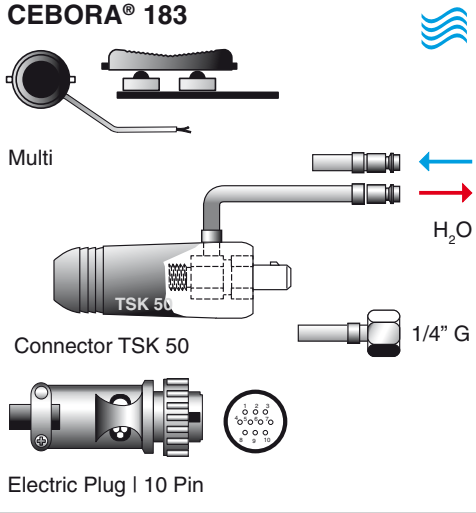

All trademarks are of exclusive property of the respective companies. Data and images are indicative and may be changed in any time without notice.

SPECIFIC CONNECTIONS

Choose the welding machine configuration, we supply torch with the right connection

CEMONT® 066

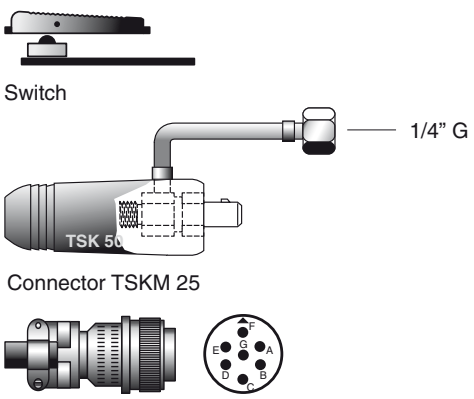

CEMONT® 067

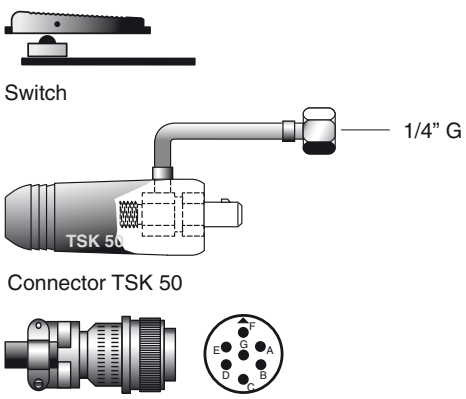

CEMONT® 068

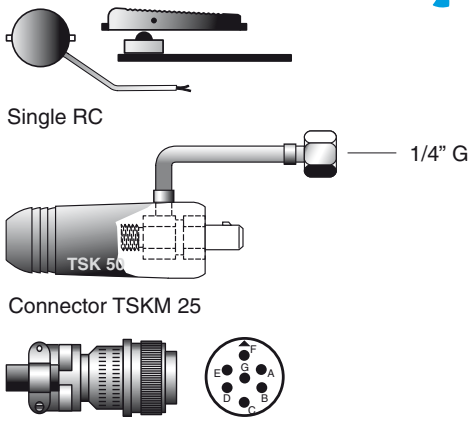

CEMONT® 069

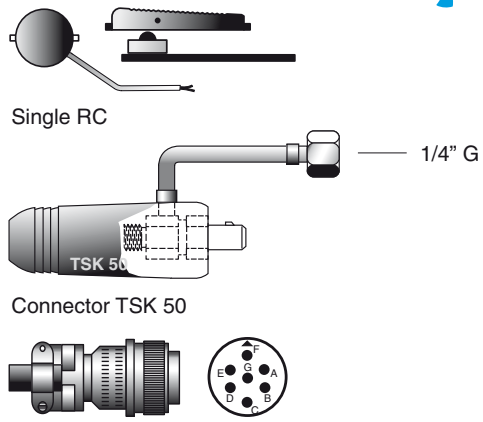

CEMONT® 066

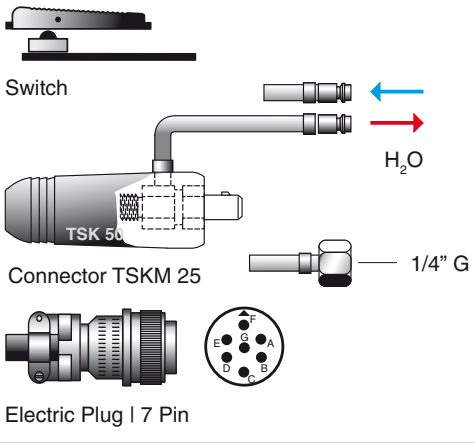

CEMONT® 067

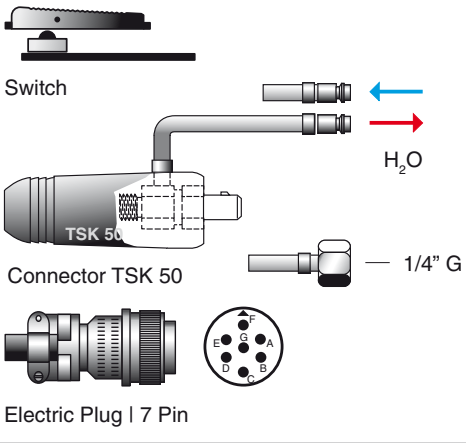

CEMONT® 068

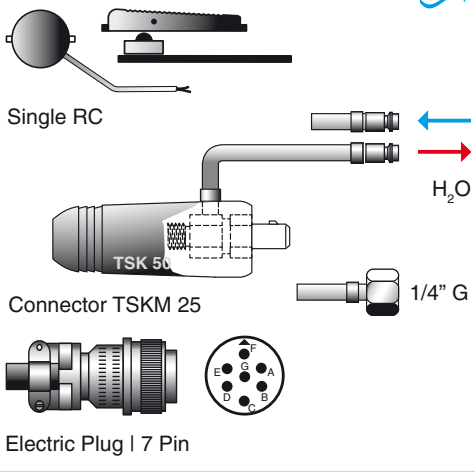

CEMONT® 069

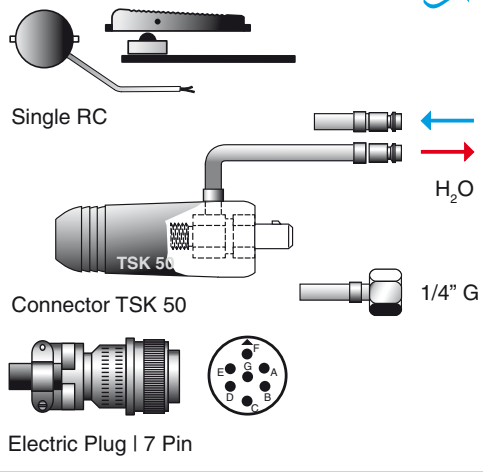

All trademarks are of exclusive property of the respective companies. Data and images are indicative and may be changed in any time without notice.

trafimet welding & cutting

SPECIFIC CONNECTIONS

Tig welding

Choose the welding machine configuration, we supply torch with the right connection

CEMONT® 093



Switch

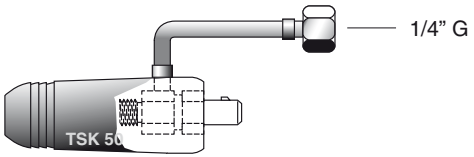

Connector TSKM 25



Electric Plug

CEMONT® 096



Switch

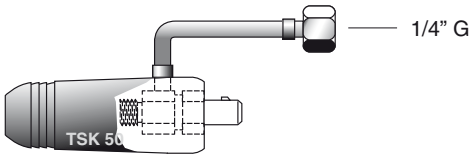

Connector TSK 50



Electric Plug

CLOOS® 020



Dual



Central Connector



Electric Plug | 3 Pin

CLOOS® 078



Switch



Central Connector



Electric Plug | 3 Pin

CEMONT® 093



Switch

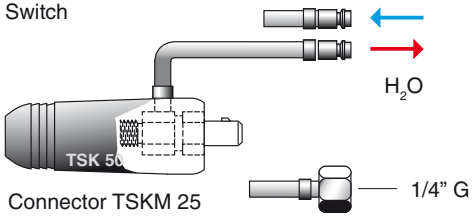

Connector TSKM 25



Electric Plug

CEMONT® 096



Switch

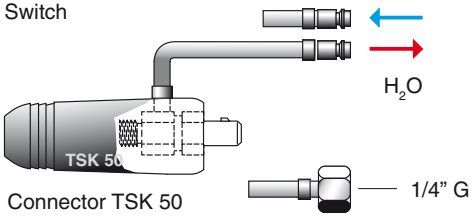

Connector TSK 50



Electric Plug

CLOOS® 020



Dual



Central Connector



Electric Plug | 3 Pin

CLOOS® 078



Switch



Central Connector



Electric Plug | 3 Pin

All trademarks are of exclusive property of the respective companies. Data and images are indicative and may be changed in any time without notice.

SPECIFIC CONNECTIONS

Choose the welding machine configuration, we supply torch with the right connection

D+L® 061

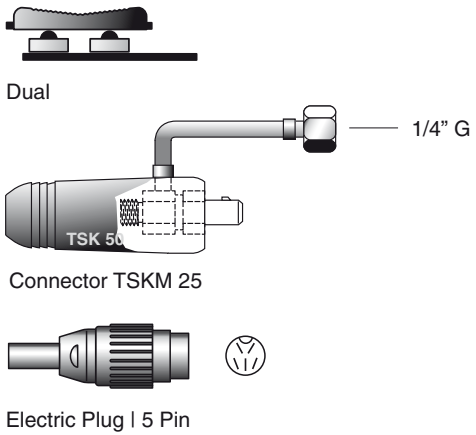

D+L® 062

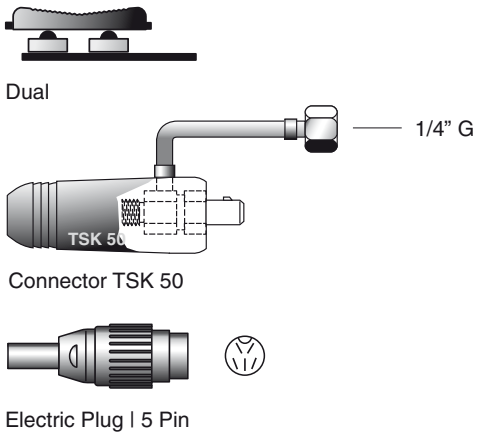

DALEX® 021

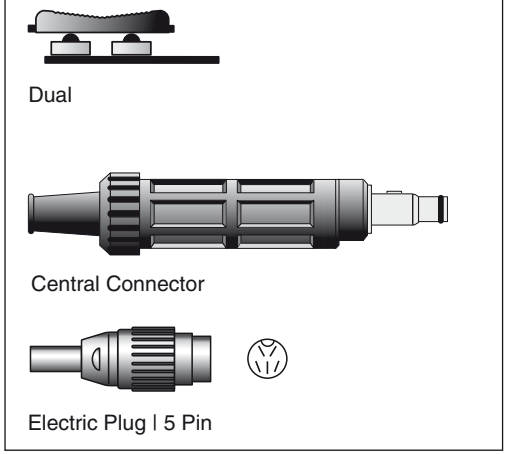

D+L® 062

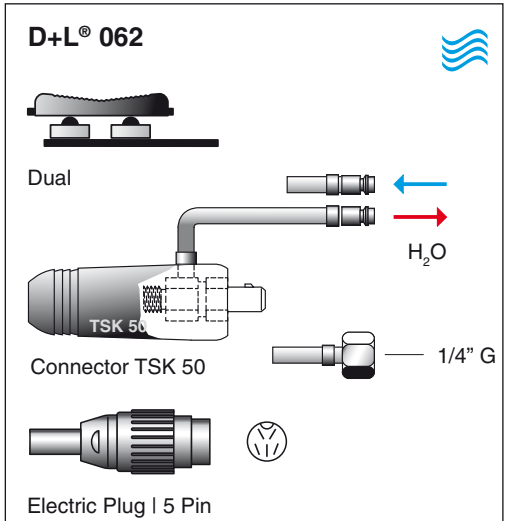

DALEX® 021

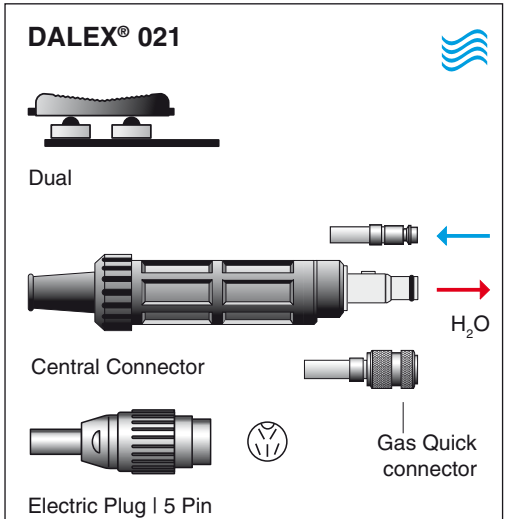

DALEX® 022

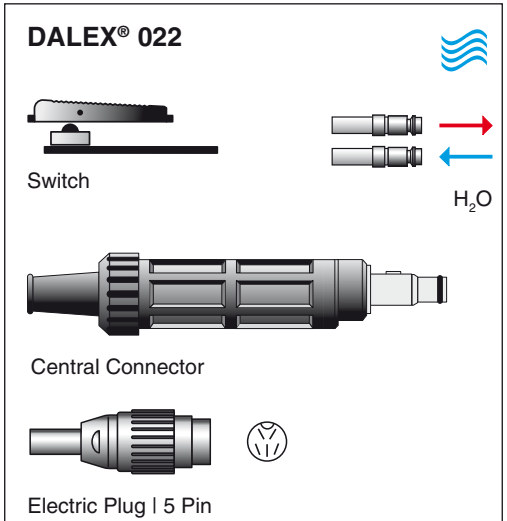

All trademarks are of exclusive property of the respective companies. Data and images are indicative and may be changed in any time without notice.

trafimet welding & cutting

SPECIFIC CONNECTIONS

Tig welding

Choose the welding machine configuration, we supply torch with the right connection

DALEX® 074



Switch





Electric Plug | 3 Pin

DALEX® 075

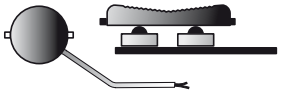

Dual RC



Central Connector



Electric Plug | 5 pin | 7 Pin

ELEKTRA BECKUM® 023



Dual

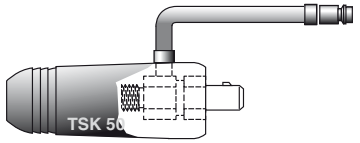

Connector TSKM 25

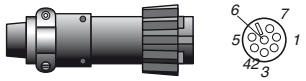

Electric Plug | 7 Pin

Gas Quick connector

DALEX® 074



Switch

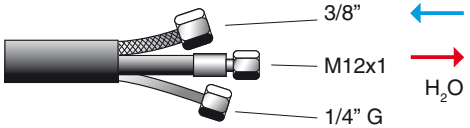



Electric Plug | 3 Pin

DALEX® 075

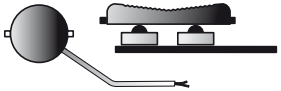

Dual RC

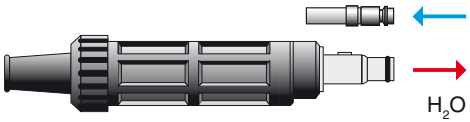

Central Connector

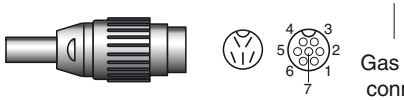

Gas Quick connector

Electric Plug | 5 pin | 7 Pin

DALEX® 076



Dual RC



Central Connector



Electric Plug | 5 pin | 7 Pin

ELEKTRA BECKUM® 023



Dual

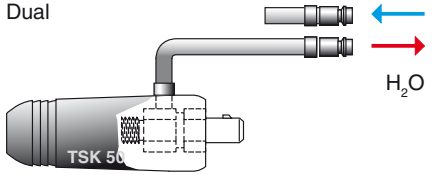

Connector TSKM 25

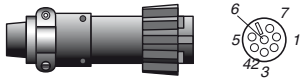

Gas Quick connector

Electric Plug | 7 Pin

All trademarks are of exclusive property of the respective companies. Data and images are indicative and may be changed in any time without notice.

SPECIFIC CONNECTIONS

Choose the welding machine configuration, we supply torch with the right connection

ELEKTRA BECKUM® 024



Dual

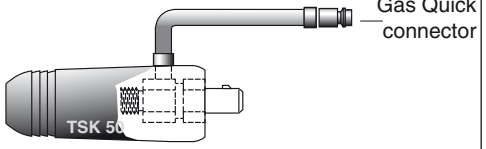

Connector TSK 50

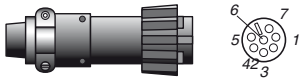

Electric Plug | 7 Pin

ELEKTRA BECKUM® 025

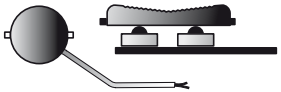

Dual RC

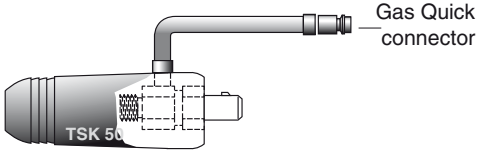

Connector TSKM 25

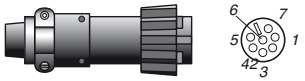

Electric Plug | 7 Pin

ELEKTRA BECKUM® 026

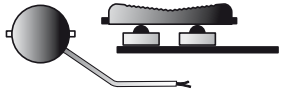

Dual RC

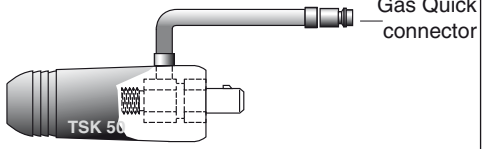

Connector TSK 50

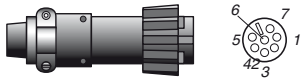

Electric Plug | 7 Pin

ERFI® 091



Switch

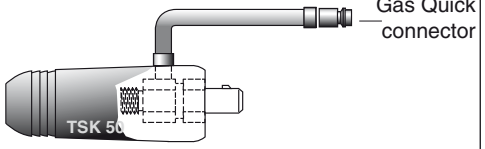

Connector TSKM 25



Electric Plug | 5 Pin

ELEKTRA BECKUM® 024



Dual

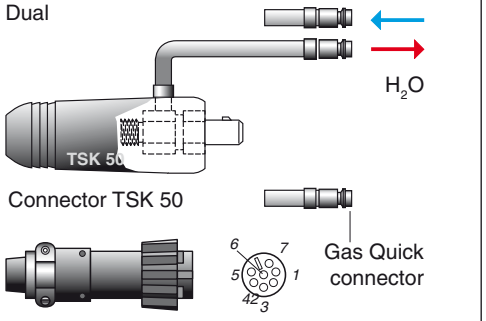

Connector TSK 50

Electric Plug | 7 Pin

ELEKTRA BECKUM® 025

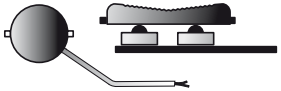

Dual RC

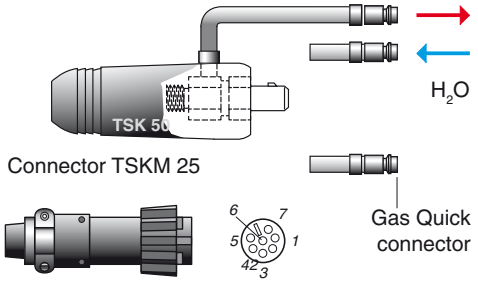

Connector TSKM 25

Electric Plug | 7 Pin

ELEKTRA BECKUM® 026

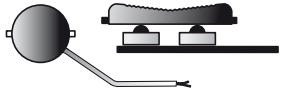

Dual RC

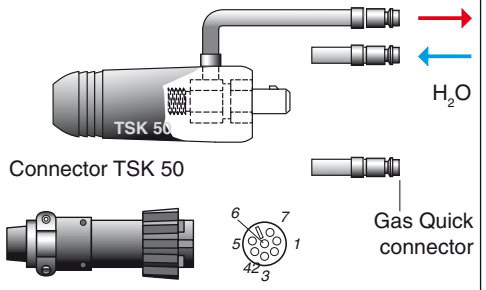

Connector TSK 50

Electric Plug | 7 Pin

ERFI® 091



Switch

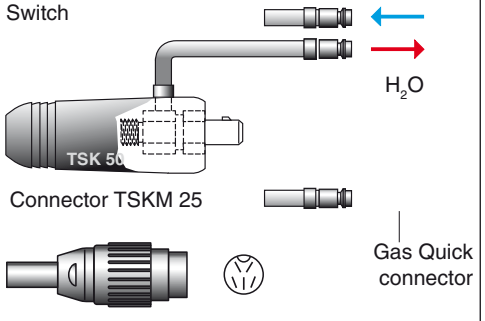

Connector TSKM 25

Electric Plug | 5 Pin

All trademarks are of exclusive property of the respective companies. Data and images are indicative and may be changed in any time without notice.

SPECIFIC CONNECTIONS

Tig welding

Choose the welding machine configuration, we supply torch with the right connection

ERFI® 090



Switch

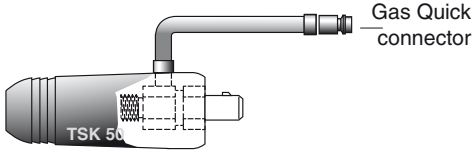

Connector TSK 50



Electric Plug | 5 Pin

ERGUS® 226



Switch

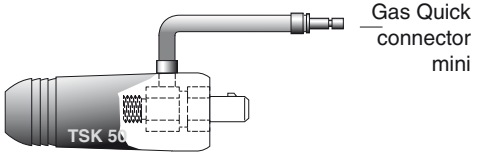

Connector TSKM 25

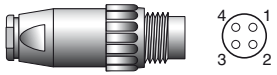

Electric Plug | 4 Pin

ERGUS® 220



Switch

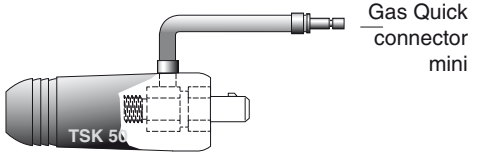

Connector TSK 50

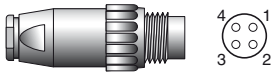

Electric Plug | 4 Pin

ERGUS® 221

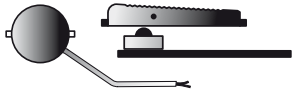

Single RC

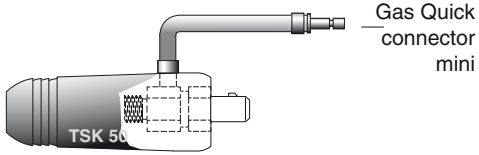

Connector TSK 50

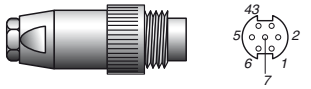

Electric Plug | 7 Pin

ERFI® 090



Switch

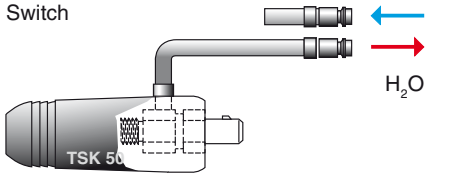

Connector TSK 50



Electric Plug | 5 Pin

All trademarks are of exclusive property of the respective companies. Data and images are indicative and may be changed in any time without notice.

SPECIFIC CONNECTIONS

Choose the welding machine configuration, we supply torch with the right connection

ESAB® 008



Switch

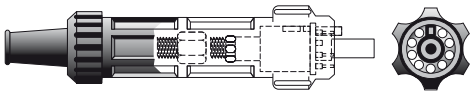

Central Connector

ESAB® 009



Switch

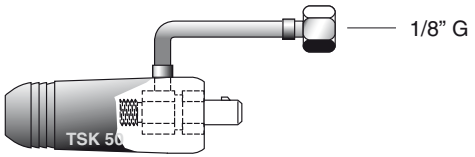

Connector TSK 50



Electric Plug | 2 Pin

ESAB® 165



Switch

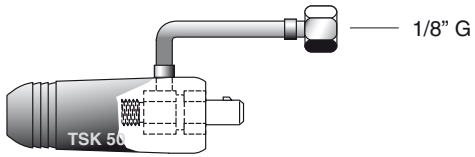

Connector TSKM 25



Electric Plug | 2 Pin

ESS® 006



Dual





Electric Plug | 5 Pin

ESAB® 008



Switch

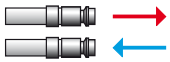

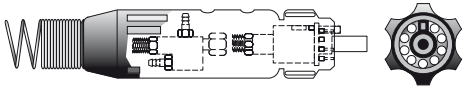

Central Connector

ESAB® 009



Switch

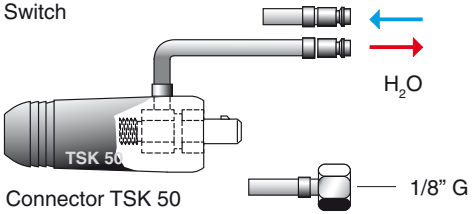

Connector TSK 50



Electric Plug | 2 Pin

ESAB® 165



Switch

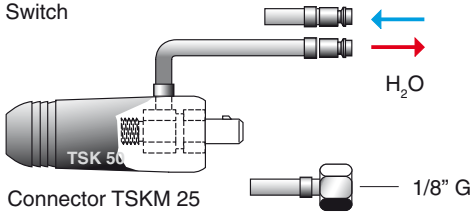

Connector TSKM 25



Electric Plug | 2 Pin

ESS® 006



Dual

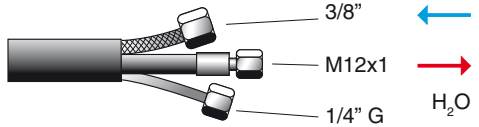



Electric Plug | 5 Pin

All trademarks are of exclusive property of the respective companies. Data and images are indicative and may be changed in any time without notice.

trafimet welding & cutting

SPECIFIC CONNECTIONS

Tig welding

Choose the welding machine configuration, we supply torch with the right connection

ESS® 007



Dual

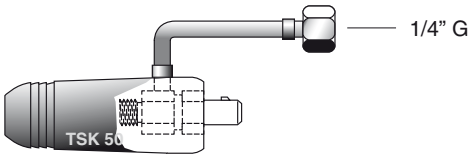

Connector TSK 50



Electric Plug | 5 Pin

ESS® 084

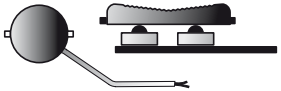

Dual RC

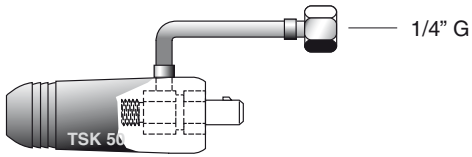

Connector TSK 50



Electric Plug | 5 Pin - 3 Pin

ESSETI® 054



Dual

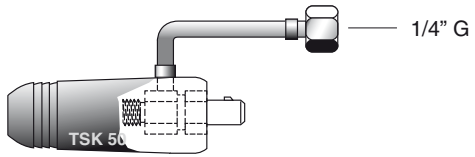

Connector TSK 50



Electric Plug | 3 Pin

ESS® 007



Dual

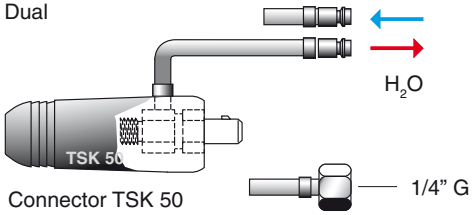

Connector TSK 50



Electric Plug | 5 Pin

ESS® 084

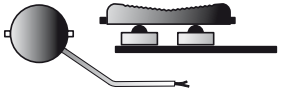

Dual RC

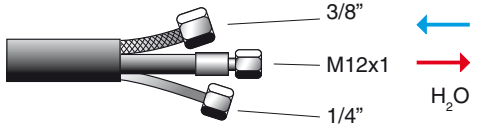



Electric Plug | 5 Pin - 3 Pin

ESS® 174



Dual

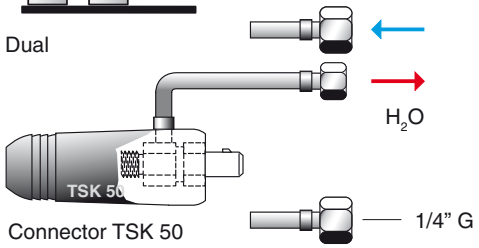

Connector TSK 50



Electric Plug | 5 Pin

ESSETI® 054



Dual

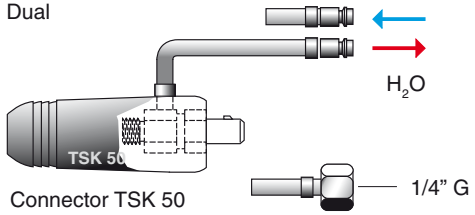

Connector TSK 50



Electric Plug | 3 Pin

All trademarks are of exclusive property of the respective companies. Data and images are indicative and may be changed in any time without notice.

SPECIFIC CONNECTIONS

Choose the welding machine configuration, we supply torch with the right connection

ESSETI® 055

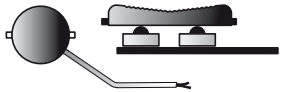

Dual RC

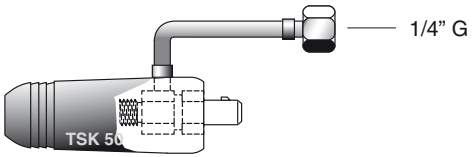

Connector TSK 50

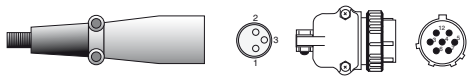

Electric Plug | 3 Pin | 7 Pin

EWM® 011



Dual

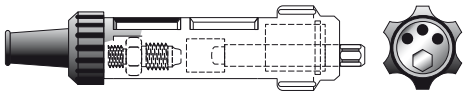

Central Connector



Electric Plug | 5 Pin

EWM® 027



Dual

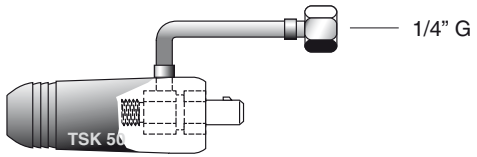

Connector TSK 50



Electric Plug | 5 Pin

EWM® 028

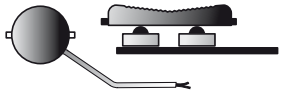

Dual RC

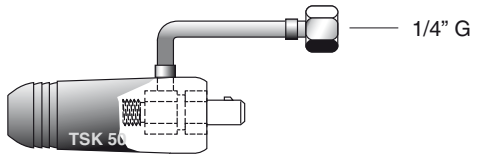

Connector TSK 50

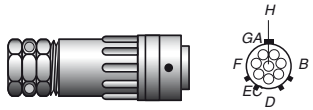

Electric Plug | 8 Pin

ESSETI® 055

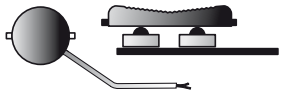

Dual RC

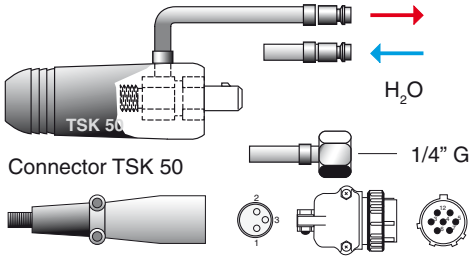

Connector TSK 50

Electric Plug | 3 Pin | 7 Pin

EWM® 011



Dual

Central Connector



Electric Plug | 5 Pin

EWM® 027



Dual

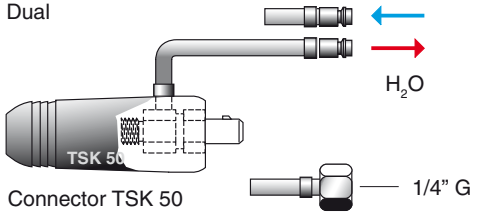

Connector TSK 50



Electric Plug | 5 Pin

EWM® 028

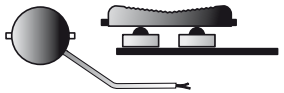

Dual RC

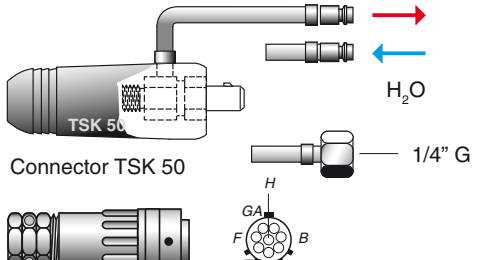

Connector TSK 50

Electric Plug | 8 Pin

All trademarks are of exclusive property of the respective companies. Data and images are indicative and may be changed in any time without notice.

SPECIFIC CONNECTIONS

Tig welding

Choose the welding machine configuration, we supply torch with the right connection

EWM® 238

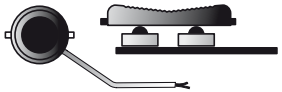

Multi

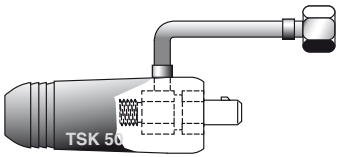

Connector TSK 50

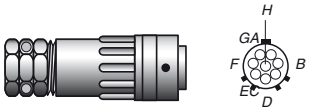

Electric Plug | 8 Pin

FRONIUS® 029



Dual

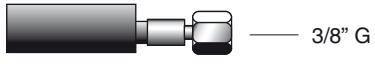

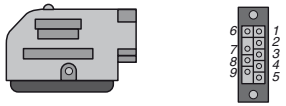

Electric Plug | 9 Pin

FRONIUS® 030

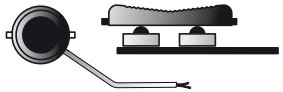

Multi

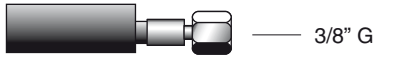

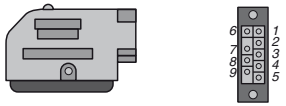

Electric Plug | 9 Pin

FRONIUS® 202



Dual

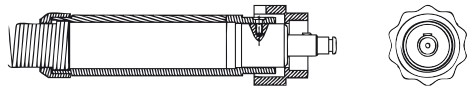

Central Connector

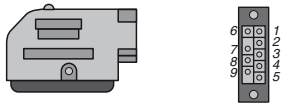

Electric Plug | 9 Pin

EWM® 238

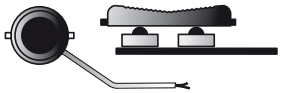

Multi

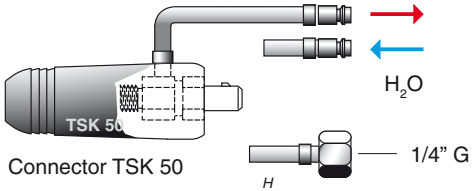

Connector TSK 50



Electric Plug | 8 Pin

FRONIUS® 029



Dual

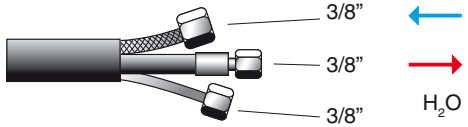

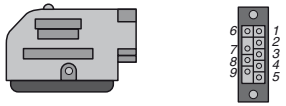

Electric Plug | 9 Pin

FRONIUS® 030

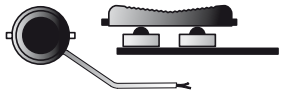

Multi

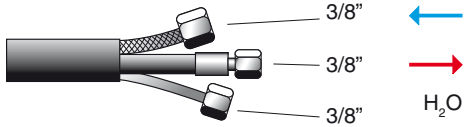

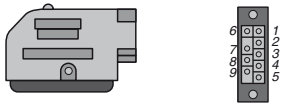

Electric Plug | 9 Pin

FRONIUS® 202



Dual

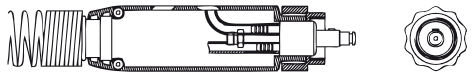

Central Connector

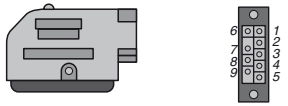

Electric Plug | 9 Pin

All trademarks are of exclusive property of the respective companies. Data and images are indicative and may be changed in any time without notice.

SPECIFIC CONNECTIONS

Choose the welding machine configuration, we supply torch with the right connection

FRONIUS® 203

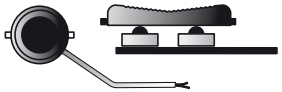

Multi

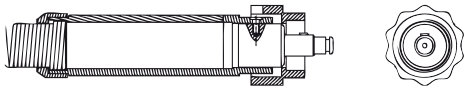

Central Connector

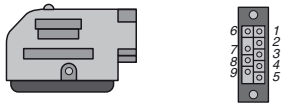

Electric Plug | 9 Pin

GYS® 191



Switch

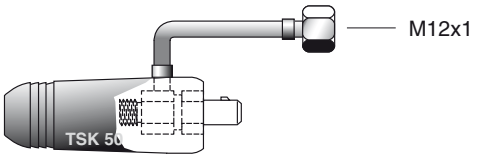

Connector TSKM 25



Electric Plug | 3 Pin

GYS® 192



Switch

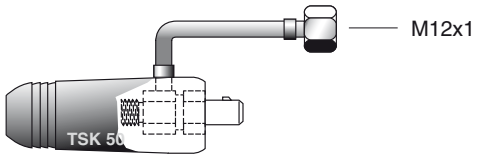

Connector TSK 50



Electric Plug | 3 Pin

JÄCKLE® 006



Dual





Electric Plug | 5 Pin

FRONIUS® 203



Multi

H_2O

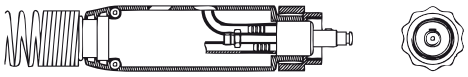

Central Connector

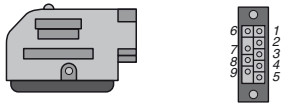

Electric Plug | 9 Pin

GYS® 192



Switch

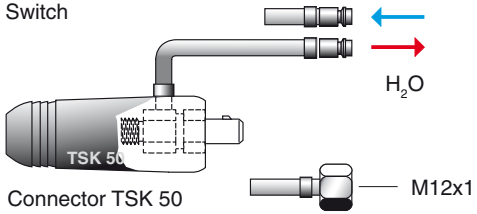

Connector TSK 50



Electric Plug | 3 Pin

JÄCKLE® 006



Dual

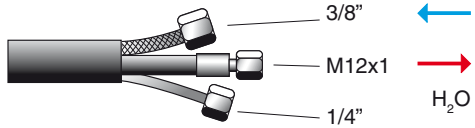



Electric Plug | 5 Pin

All trademarks are of exclusive property of the respective companies. Data and images are indicative and may be changed in any time without notice.

trafimet welding & cutting

SPECIFIC CONNECTIONS

Tig welding

Choose the welding machine configuration, we supply torch with the right connection

JÄCKLE® 007



Dual

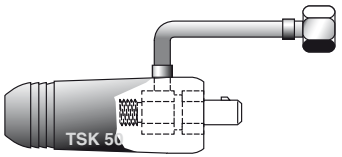

Connector TSK 50



Electric Plug | 5 Pin

JÄCKLE® 092



Switch

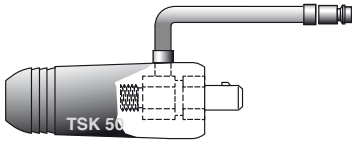

Connector TSK 50



Electric Plug | 5 Pin

Gas Quick connector

JÄCKLE® 160

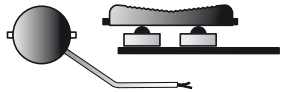

Dual RC

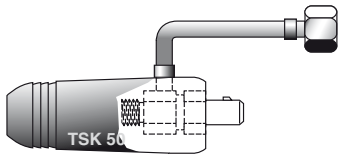

Connector TSK 50



Electric Plug | 7 Pin

JÄCKLE® 173

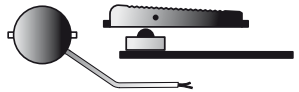

Single RC

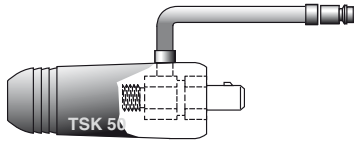

Connector TSK 50



Electric Plug | 7 Pin

Gas Quick connector

JÄCKLE® 007



Dual

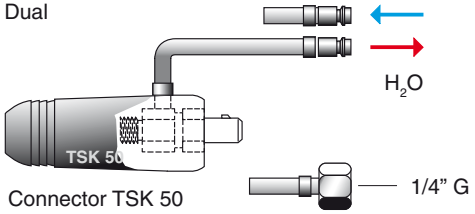

Connector TSK 50



Electric Plug | 5 Pin

JÄCKLE® 092



Switch

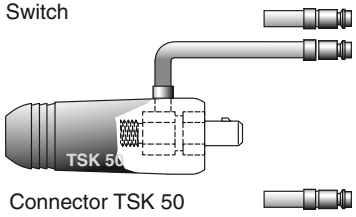

Connector TSK 50



Electric Plug | 5 Pin

Gas Quick connector

JÄCKLE® 160

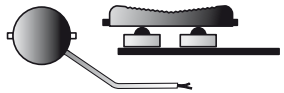

Dual RC

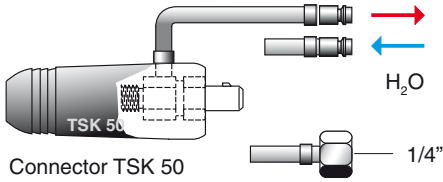

Connector TSK 50



Electric Plug | 7 Pin

JÄCKLE® 173

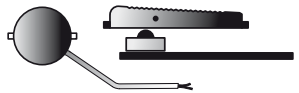

Single RC

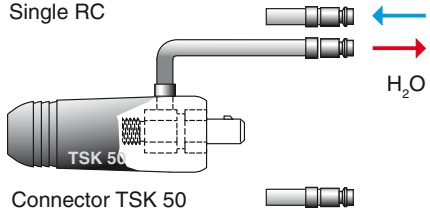

Connector TSK 50



Electric Plug | 7 Pin

Gas Quick connector

All trademarks are of exclusive property of the respective companies. Data and images are indicative and may be changed in any time without notice.

SPECIFIC CONNECTIONS

Choose the welding machine configuration, we supply torch with the right connection

KEMPPI® 002



Switch





Electric Plug | 4 Pin

KEMPPI® 003

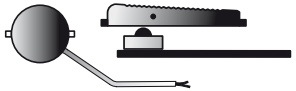

Single RC



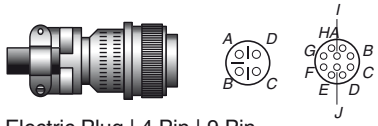

Electric Plug | 4 Pin | 9 Pin

KEMPPI - MLS® 081



Switch





Electric Plug | 7 Pin

KEMPPI - MLS® 082

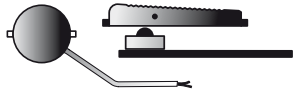

Single RC





Electric Plug | 7 Pin

KEMPPI® 002



Switch

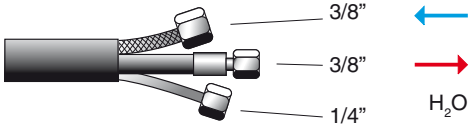



Electric Plug | 4 Pin

KEMPPI® 003

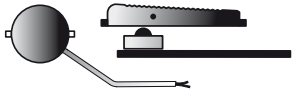

Single RC

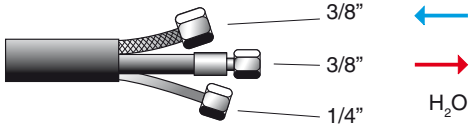

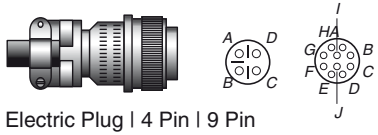

Electric Plug | 4 Pin | 9 Pin

KEMPPI - MLS® 081



Switch

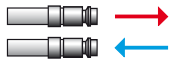



Central Connector



Electric Plug | 7 Pin

KEMPPI - MLS® 082

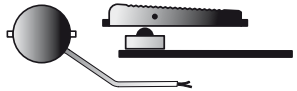

Single RC

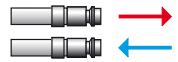



Central Connector



Electric Plug | 7 Pin

All trademarks are of exclusive property of the respective companies. Data and images are indicative and may be changed in any time without notice.

trafimet welding & cutting

SPECIFIC CONNECTIONS

Tig welding

Choose the welding machine configuration, we supply torch with the right connection

KEMPPI - MLS® 083

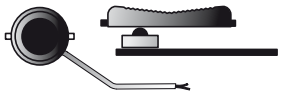

Multi



1/4" G



Electric Plug | 7 Pin

KEMPPI - PRO® 008



Switch

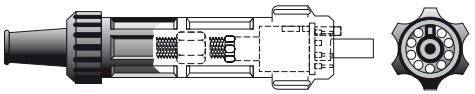

Central Connector

KJELLBERG® 031



Switch

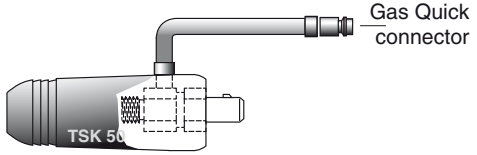

Connector TSKM 25



Electric Plug | 5 Pin

KJELLBERG® 032



Switch

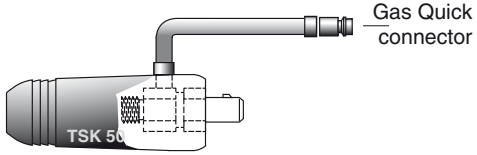

Connector TSK 50



Electric Plug | 5 Pin

KEMPPI - MLS® 083

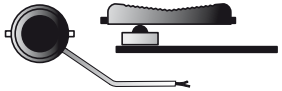

Multi

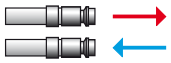



1/4" G

Central Connector



Electric Plug | 7 Pin

KEMPPI - PRO® 008



Switch

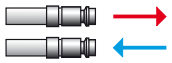

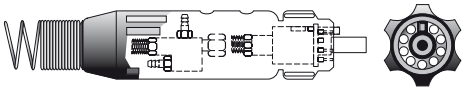

Central Connector

KJELLBERG® 031



Switch

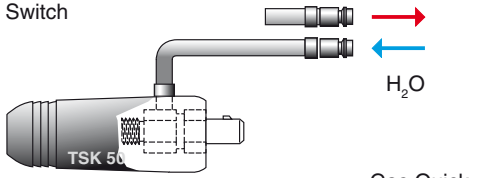

Connector TSKM 25



Electric Plug | 5 Pin

KJELLBERG® 032



Switch

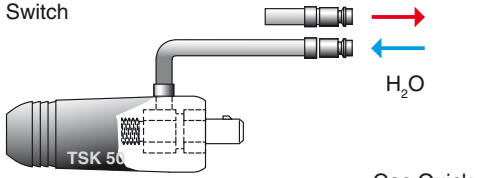

Connector TSK 50



Electric Plug | 5 Pin

All trademarks are of exclusive property of the respective companies. Data and images are indicative and may be changed in any time without notice.

SPECIFIC CONNECTIONS

Choose the welding machine configuration, we supply torch with the right connection

KJELLBERG® 033

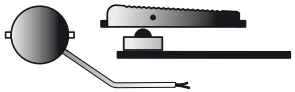

Single RC

Gas Quick connector

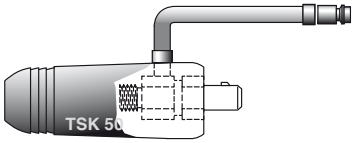

Connector TSKM 25



Electric Plug | 7 Pin

KJELLBERG® 034

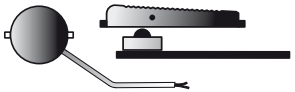

Single RC

Gas Quick connector

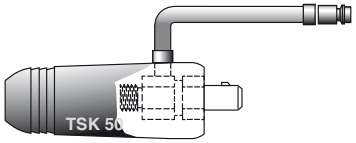

Connector TSK 50



Electric Plug | 7 Pin

LINCOLN® 216



Switch

Gas Quick connector mini

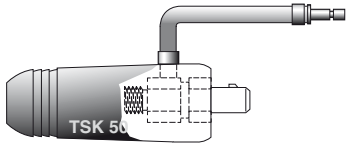

Connector TSK 50



Electric Plug | 5 Pin

LINCOLN® 274



Switch

Gas Quick connector mini

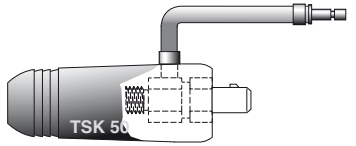

Connector TSK 50



Electric Plug | 6 Pin

KJELLBERG® 033

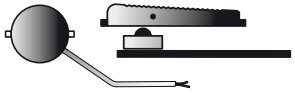

Single RC

H_2O

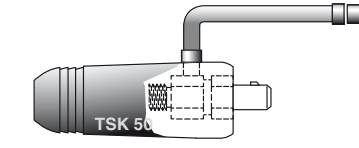

Connector TSKM 25

Gas Quick connector



Electric Plug | 7 Pin

KJELLBERG® 034

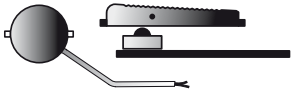

Single RC

H_2O

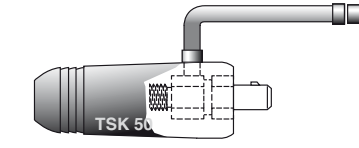

Connector TSK 50

Gas Quick connector



Electric Plug | 7 Pin

LINCOLN® 216



Switch

H_2O

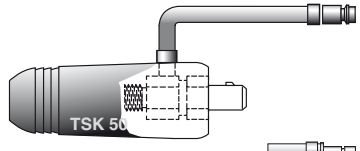

Connector TSK 50

Gas Quick connector mini



Electric Plug | 5 Pin

LINCOLN® 274



Switch

H_2O

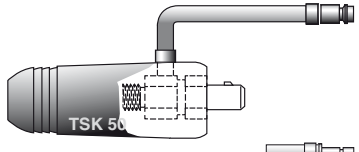

Connector TSK 50

Gas Quick connector mini



Electric Plug | 6 Pin

All trademarks are of exclusive property of the respective companies. Data and images are indicative and may be changed in any time without notice.

trafimet welding & cutting

SPECIFIC CONNECTIONS

Tig welding

Choose the welding machine configuration, we supply torch with the right connection

LINCOLN® 273

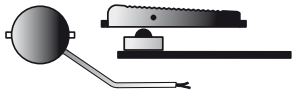

Single RC

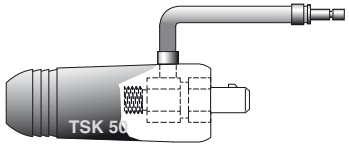

Gas Quick connector mini

Connector TSK 50



Electric Plug | 6 Pin

LORCH® 015



Dual

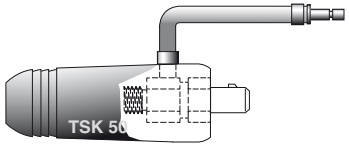

Gas Quick connector mini

Connector TSK 50



Electric Plug | 5 Pin

LORCH® 016



Dual

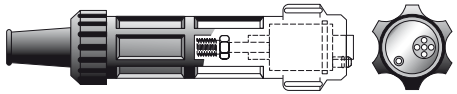

Central Connector

LORCH® 017



Dual

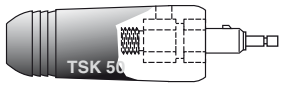

Central Connector

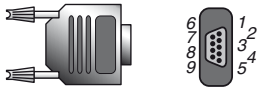

Electric Plug | 9 Pin

LINCOLN® 273

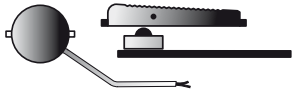

Single RC

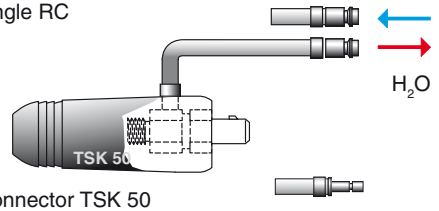

Connector TSK 50



Electric Plug | 6 Pin

Gas Quick connector mini

LORCH® 015



Dual

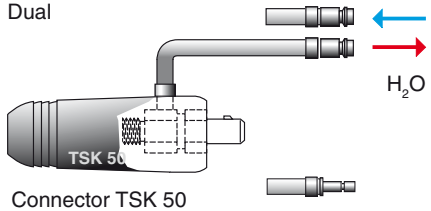

Connector TSK 50



Electric Plug | 5 Pin

Gas Quick connector mini

LORCH® 016



Dual

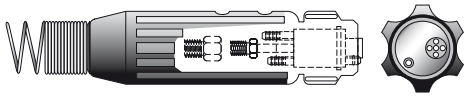

Central Connector

LORCH® 017



Dual

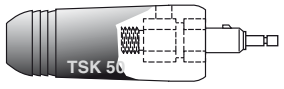

Central Connector

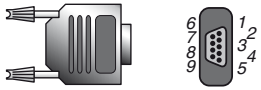

Electric Plug | 9 Pin

All trademarks are of exclusive property of the respective companies. Data and images are indicative and may be changed in any time without notice.

SPECIFIC CONNECTIONS

Choose the welding machine configuration, we supply torch with the right connection

LORCH® 088

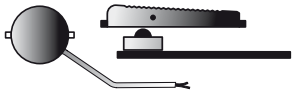

Single RC

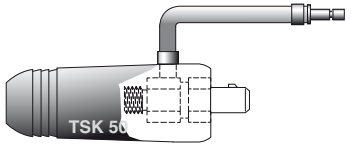

Connector TSK 50

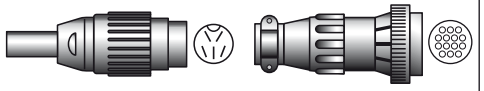

Electric Plug | 5 Pin | 14 pin

LORCH - K® 201



Dual

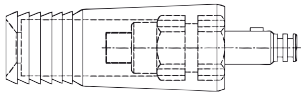

Central Connector



Electric Plug

LORCH - V® 217

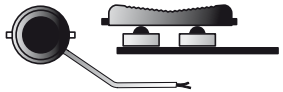

Multi

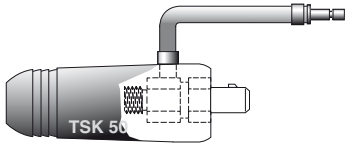

Connector TSK 50



Electric Plug | 5 Pin

L-TEC® 035



Switch

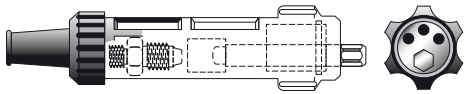

Central Connector



Electric Plug | 5 Pin

LORCH® 088

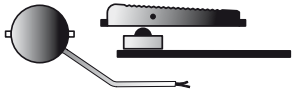

Single RC

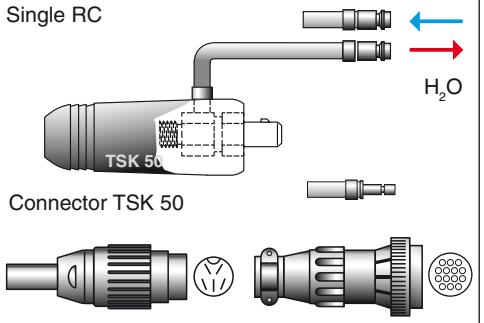

Connector TSK 50

Electric Plug | 5 Pin | 14 pin

LORCH - V® 217



Dual

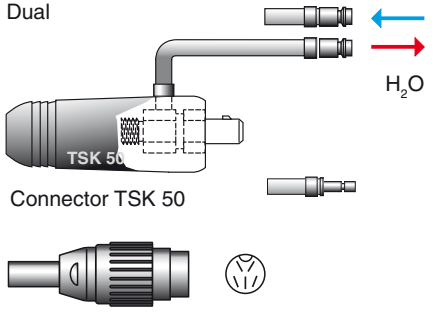

Connector TSK 50

Electric Plug | 5 Pin

L-TEC® 035



Switch

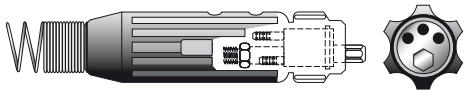

Central Connector



Electric Plug | 5 Pin

All trademarks are of exclusive property of the respective companies. Data and images are indicative and may be changed in any time without notice.

SPECIFIC CONNECTIONS

Tig welding

Choose the welding machine configuration, we supply torch with the right connection

L-TEC® 036



Dual

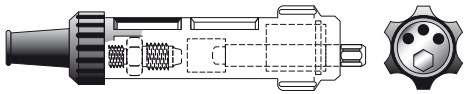

Central Connector



Electric Plug | 5 Pin

MAHE® 188



Dual

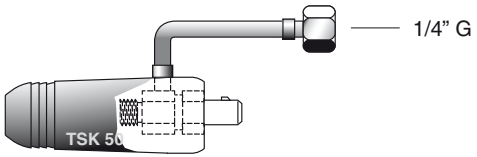

Connector TSK 50



Electric Plug | 5 Pin

MAHE® 189

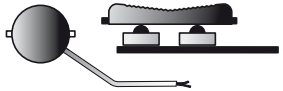

Dual RC

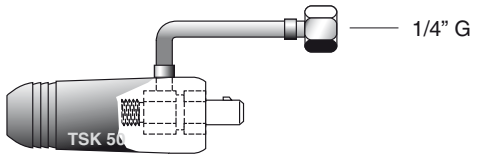

Connector TSK 50



Electric Plug | 5 Pin

MERKLE® 010



Dual

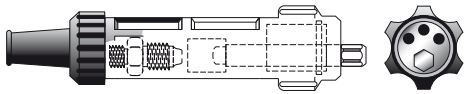

Central Connector



Electric Plug | 3 Pin

L-TEC® 036



Dual

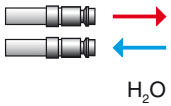

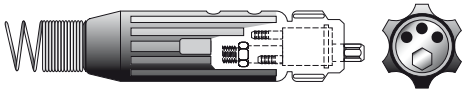

Central Connector



Electric Plug | 5 Pin

MAHE® 188



Dual

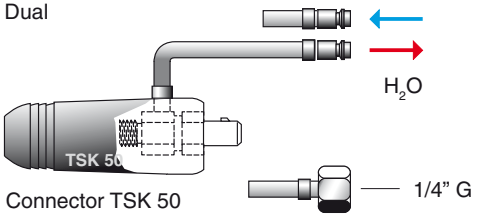

Connector TSK 50



Electric Plug | 5 Pin

MAHE® 189

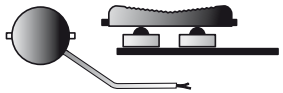

Dual RC

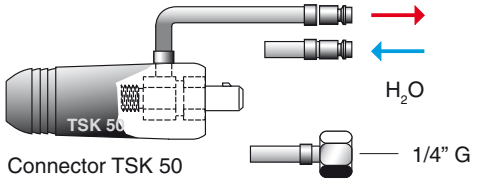

Connector TSK 50



Electric Plug | 5 Pin

MERKLE® 010



Dual

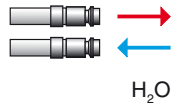

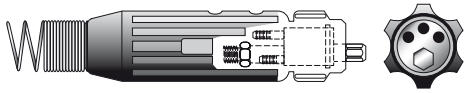

Central Connector



Electric Plug | 3 Pin

All trademarks are of exclusive property of the respective companies. Data and images are indicative and may be changed in any time without notice.

SPECIFIC CONNECTIONS

Choose the welding machine configuration, we supply torch with the right connection

MERKLE® 011



Dual

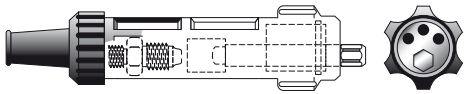

Central Connector



Electric Plug | 5 Pin

MERKLE® 012



Dual

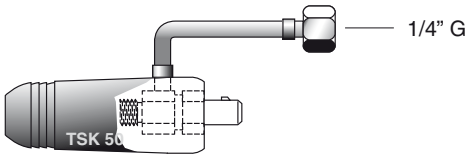

Connector TSK 50



Electric Plug | 3 Pin

MERKLE® 013



Dual

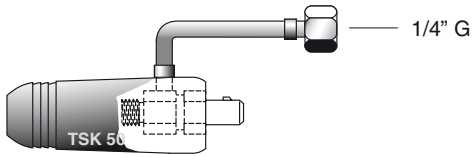

Connector TSK 50



Electric Plug | 5 Pin

MERKLE® 014

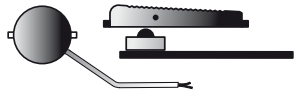

Single RC

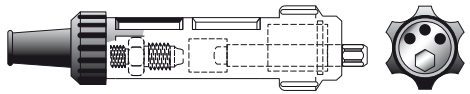

Central Connector



Electric Plug | 5 Pin

MERKLE® 011



Dual

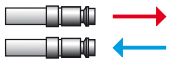

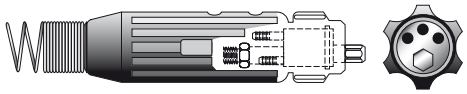

Central Connector



Electric Plug | 5 Pin

MERKLE® 012



Dual

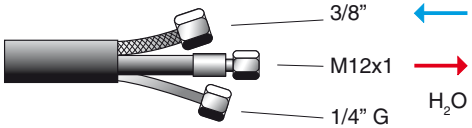



Electric Plug | 3 Pin

MERKLE® 013



Dual

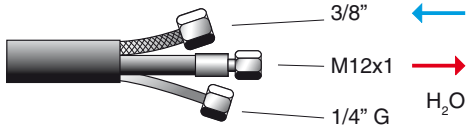



Electric Plug | 5 Pin

MERKLE® 014



Single RC

H_2O

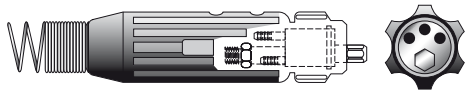

Central Connector



Electric Plug | 5 Pin

All trademarks are of exclusive property of the respective companies. Data and images are indicative and may be changed in any time without notice.

trafimet welding & cutting

SPECIFIC CONNECTIONS

Tig welding

Choose the welding machine configuration, we supply torch with the right connection

MERKLE - TCG® 208



Dual

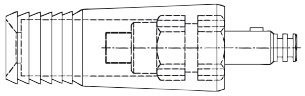

Connector TSK 50



Electric Plug | 5 Pin

MERKLE - TCG® 212

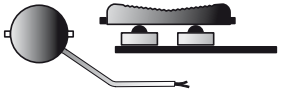

Dual RC

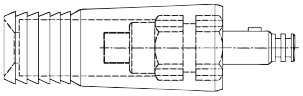

Connector TSK 50



Electric Plug | 5 Pin

MESSER - CH® 227



Dual

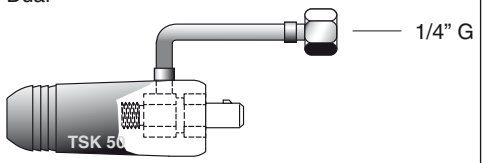

Connector TSK 50



Electric Plug | 5 Pin

MESSER - LINCOLN® 006



Dual





Electric Plug | 5 Pin

MERKLE - TCG® 208



Dual

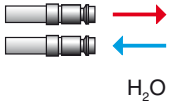

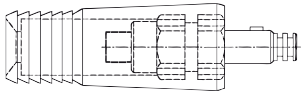

Connector TSK 50



Electric Plug | 5 Pin

MERKLE - TCG® 212

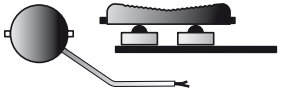

Dual RC

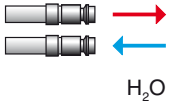

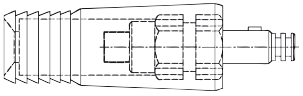

Connector TSK 50



Electric Plug | 5 Pin

MESSER - CH® 227



Dual

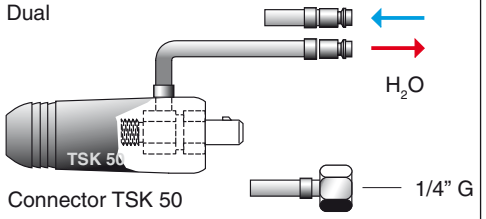

Connector TSK 50



Electric Plug | 5 Pin

MESSER - LINCOLN® 006



Dual

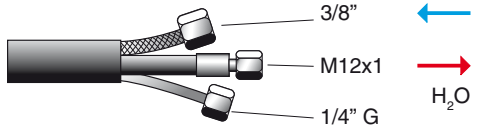



Electric Plug | 5 Pin

All trademarks are of exclusive property of the respective companies. Data and images are indicative and may be changed in any time without notice.

SPECIFIC CONNECTIONS

Choose the welding machine configuration, we supply torch with the right connection

MESSER - LINCOLN® 037



Dual





Electric Plug | 5 Pin

MIGATRONIC® 039



Switch

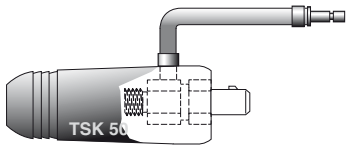

Connector TSK 50

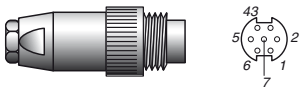

Electric Plug | 7 Pin

MIGATRONIC® 040



Switch

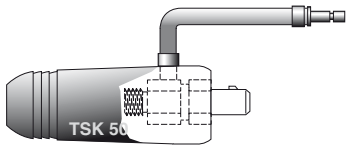

Connector TSK 50

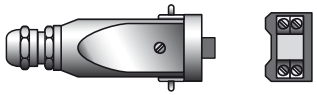

Electric Plug | 6 Pin

MIGATRONIC® 041



Switch

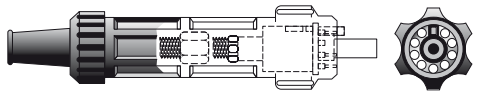

Central Connector

MESSER - LINCOLN® 038



Dual

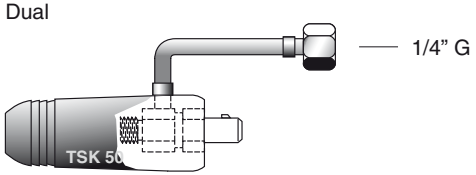

Connector TSK 50



Electric Plug | 5 Pin

MIGATRONIC® 039



Switch

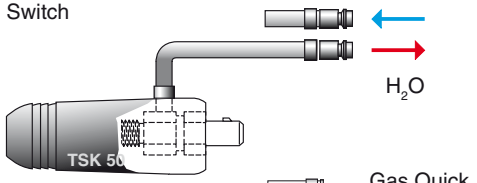

Connector TSK 50



Electric Plug | 7 Pin

MIGATRONIC® 040



Switch

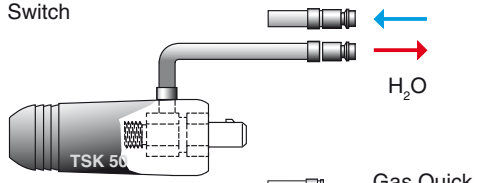

Connector TSK 50

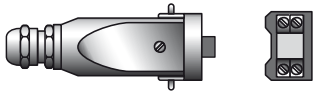

Electric Plug | 6 Pin

MIGATRONIC® 041



Switch

Central Connector

All trademarks are of exclusive property of the respective companies. Data and images are indicative and may be changed in any time without notice.

SPECIFIC CONNECTIONS

Tig welding

Choose the welding machine configuration, we supply torch with the right connection

MIGATRONIC® 057



Switch



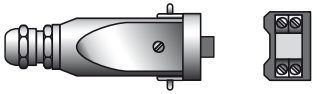

Electric Plug | 6 Pin

MIGATRONIC® 058

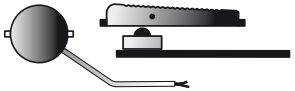

Single RC

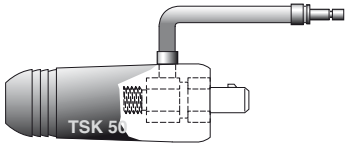

Connector TSK 50



Electric Plug | 7 Pin

Gas Quick connector

MIGATRONIC® 059

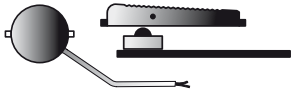

Single RC

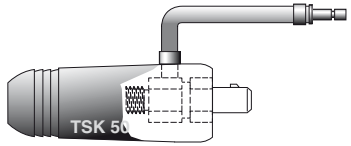

Connector TSK 50

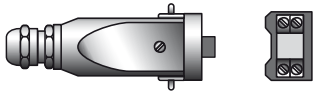

Electric Plug | 6 Pin

MIGATRONIC® 060

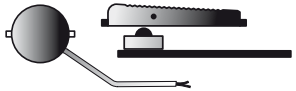

Single RC

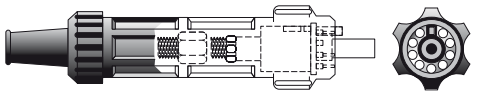

Central Connector

MIGATRONIC® 058

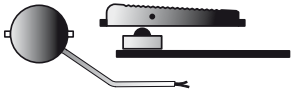

Single RC

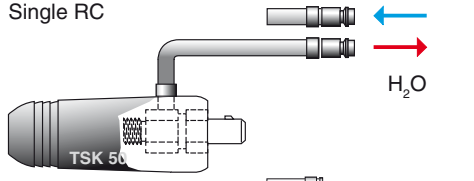

Connector TSK 50



Electric Plug | 7 Pin

Gas Quick connector

MIGATRONIC® 059

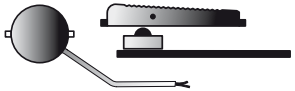

Single RC

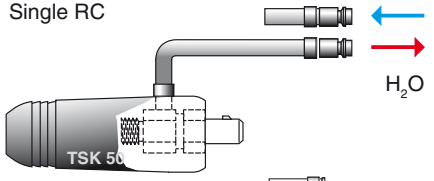

Connector TSK 50

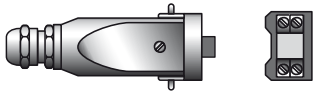

Electric Plug | 6 Pin

MIGATRONIC® 060



Single RC

H_2O

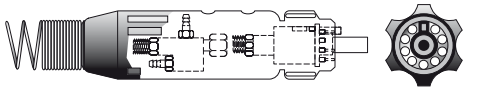

Central Connector

All trademarks are of exclusive property of the respective companies. Data and images are indicative and may be changed in any time without notice.

SPECIFIC CONNECTIONS

Choose the welding machine configuration, we supply torch with the right connection

MIG-O-MAT® 077



Dual

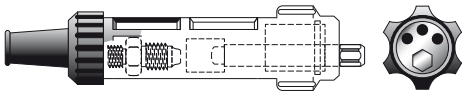

Central Connector



Electric Plug | 5 Pin

MILLER® 186



Switch

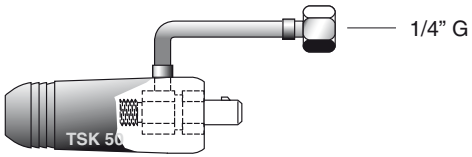

Connector TSK 50



Electric Plug | 3 Pin

OERLIKON® / SAF® 043

PRESTOTIG® - CC5B



Dual



Central Connector



Electric Plug | 5 Pin

OERLIKON® / SAF® 225

CITOTIG® - C5B



Dual

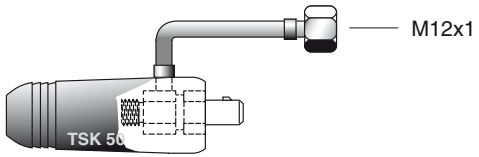

Connector TSK 50



Electric Plug | 5 Pin

MIG-O-MAT® 077



Dual

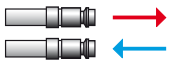

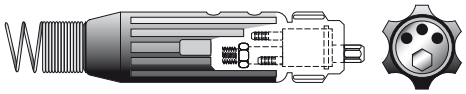

Central Connector



Electric Plug | 5 Pin

MILLER® 186



Switch

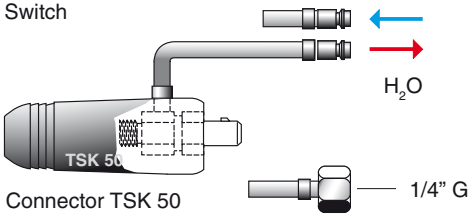

Connector TSK 50



Electric Plug | 3 Pin

OERLIKON® / SAF® 043

PRESTOTIG® - CC5B





Central Connector



Electric Plug | 5 Pin

OERLIKON® / SAF® 225

CITOTIG® - C5B



Dual

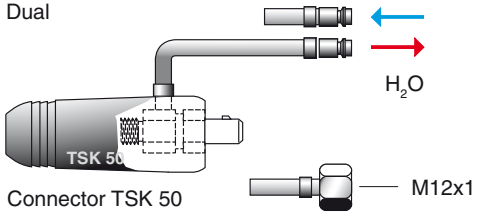

Connector TSK 50



Electric Plug | 5 Pin

All trademarks are of exclusive property of the respective companies. Data and images are indicative and may be changed in any time without notice.

trafimet welding & cutting

SPECIFIC CONNECTIONS

Tig welding

Choose the welding machine configuration, we supply torch with the right connection

OERLIKON® / SAF® 248 S



Switch

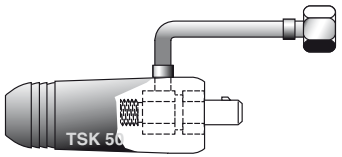

Connector TSK 50



Electric Plug

REHM® 004



Dual

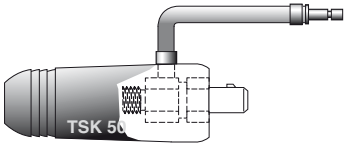

Connector TSK 50



Electric Plug | 7 Pin

REHM® 005

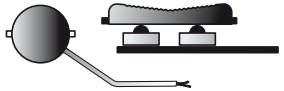

Dual RC

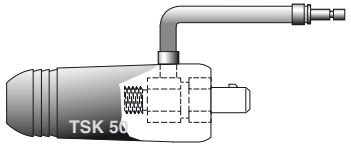

Connector TSK 50

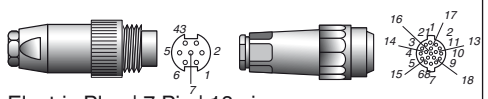

Electric Plug | 7 Pin | 18 pin

REHM® 087

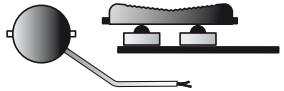

Dual RC

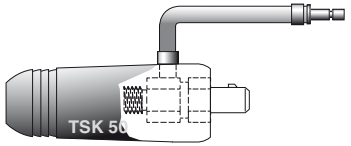

Connector TSK 50



Electric Plug | 7 Pin

OERLIKON® / SAF® 248 S



Switch

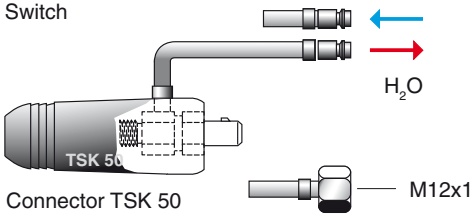

Connector TSK 50



Electric Plug

REHM® 004



Dual

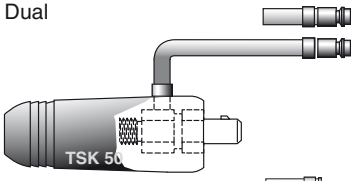

Connector TSK 50



Electric Plug | 7 Pin

REHM® 005

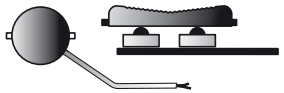

Dual RC

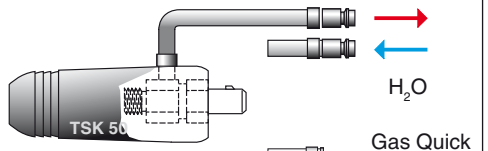

Connector TSK 50



Electric Plug | 7 Pin | 18 pin

REHM® 087

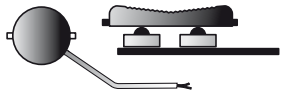

Dual RC

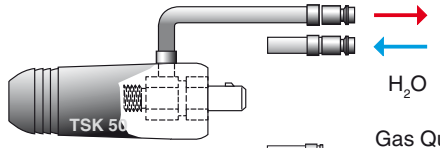

Connector TSK 50



Electric Plug | 7 Pin

All trademarks are of exclusive property of the respective companies. Data and images are indicative and may be changed in any time without notice.

SPECIFIC CONNECTIONS

Choose the welding machine configuration, we supply torch with the right connection

REHM INVERTIG® 253

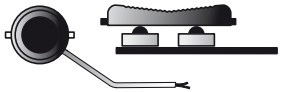

Multi

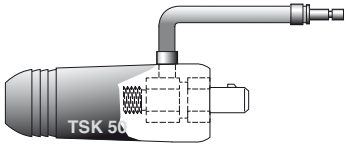

Connector TSK 50



Electric Plug | 12 Pin

REHM INVERTIG® 254



Dual

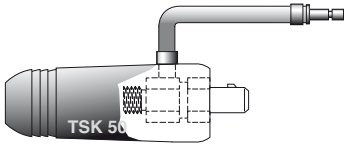

Connector TSK 50



Electric Plug | 12 Pin

REHM INVERTIG® 255

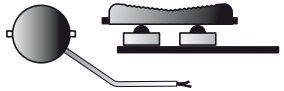

Dual RC

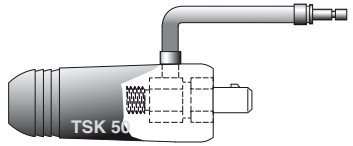

Connector TSK 50



Electric Plug | 12 Pin

RÖWAC® 044



Switch

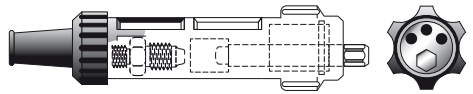

Central Connector



Electric Plug | 5 Pin

REHM INVERTIG® 253

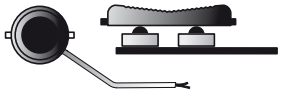

Multi

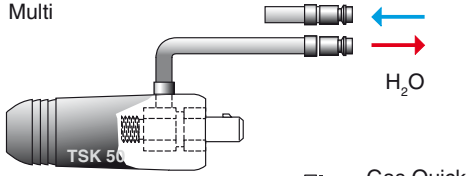

Connector TSK 50



Electric Plug | 12 Pin

REHM INVERTIG® 254



Dual

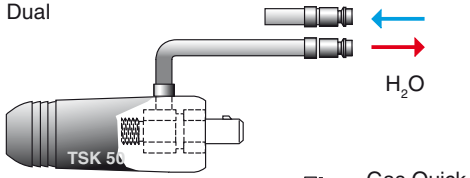

Connector TSK 50



Electric Plug | 12 Pin

REHM® 255

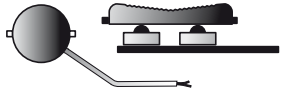

Dual RC

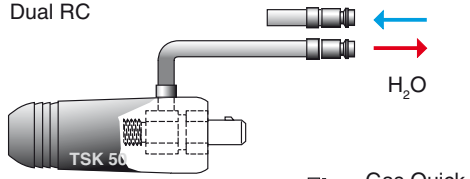

Connector TSK 50



Electric Plug | 12 Pin

RÖWAC® 044



Switch

Central Connector



Electric Plug | 5 Pin

All trademarks are of exclusive property of the respective companies. Data and images are indicative and may be changed in any time without notice.

trafimet welding & cutting

SPECIFIC CONNECTIONS

Tig welding

Choose the welding machine configuration, we supply torch with the right connection

RS TECHNOLOGIES® 085



Dual

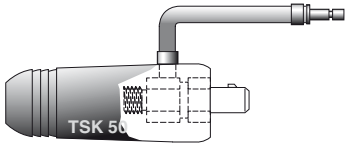

Gas Quick connector

Connector TSK 50



Electric Plug | 5 Pin

RS TECHNOLOGIES® 086

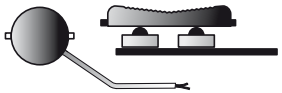

Dual RC

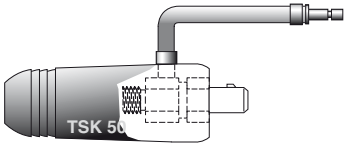

Gas Quick connector

Connector TSK 50



Electric Plug | 5 Pin

SELCO® 008



Switch

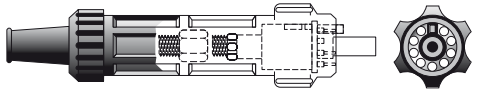

Central Connector

SELCO® 056



Switch

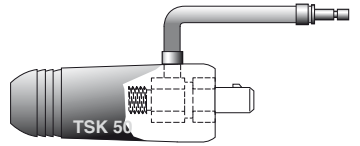

Gas Quick connector mini

Connector TSKM 25



Electric Plug | 2 Pin

RS TECHNOLOGIES® 085



Dual

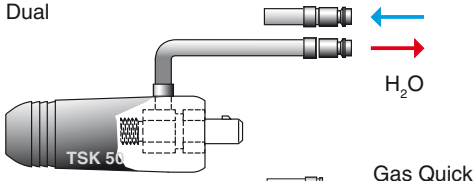

Gas Quick connector

Connector TSK 50



Electric Plug | 5 Pin

RS TECHNOLOGIES® 086

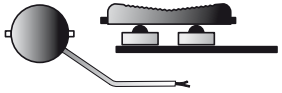

Dual RC

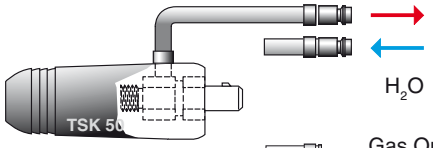

Gas Quick connector

Connector TSK 50



Electric Plug | 5 Pin

SELCO® 008



Switch

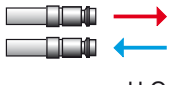

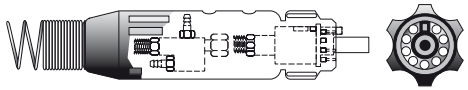

Central Connector

All trademarks are of exclusive property of the respective companies. Data and images are indicative and may be changed in any time without notice.

SPECIFIC CONNECTIONS

Choose the welding machine configuration, we supply torch with the right connection

SELCO® 195



Switch

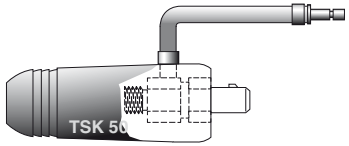

Gas Quick connector mini

Connector TSKM 25

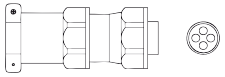

Electric Plug | 4 Pin

STEL® 080



Switch

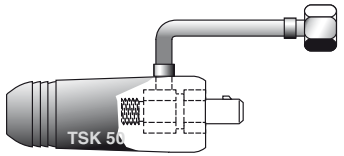

1/4" G

Connector TSK 50



Electric Plug | 3 Pin

STEL® 222



Switch

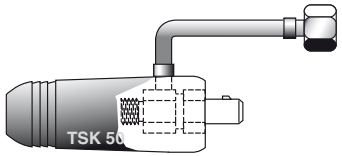

1/4" G

Connector TSK 50



Electric Plug | 7 Pin

STEL® 214

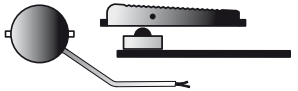

Single RC

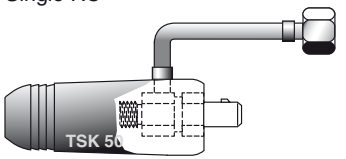

1/4" G

Connector TSK 50



Electric Plug | 7 Pin

STEL® 222



Switch

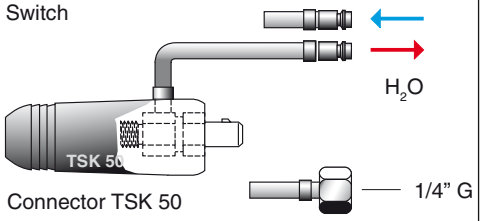

1/4" G

Connector TSK 50



Electric Plug | 7 Pin

STEL® 214

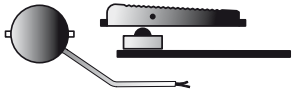

Single RC

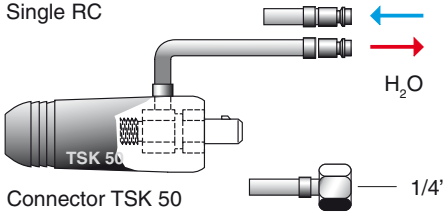

1/4" G

Connector TSK 50



Electric Plug | 7 Pin

All trademarks are of exclusive property of the respective companies. Data and images are indicative and may be changed in any time without notice.

trafimet welding & cutting

SPECIFIC CONNECTIONS

Tig welding

Choose the welding machine configuration, we supply torch with the right connection

STEL® 275



Dual

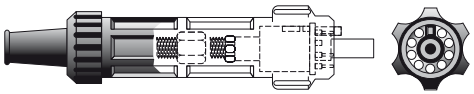

Central Connector

TELWIN® 047



Switch

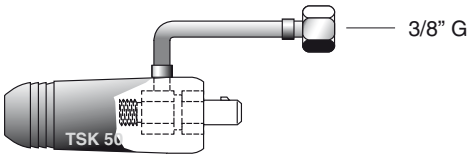

Connector TSKM 25



Electric Plug | 3 Pin

TELWIN® 048



Switch

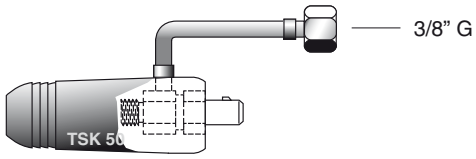

Connector TSK 50



Electric Plug | 3 Pin

TELWIN® 049

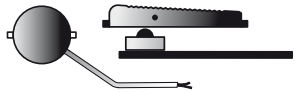

Single RC

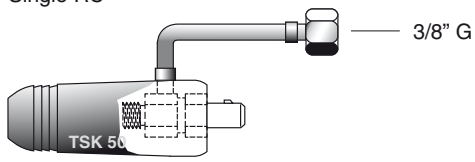

Connector TSK 50

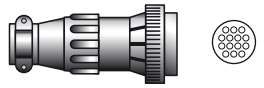

Electric Plug | 14 Pin

STEL® 275



Dual

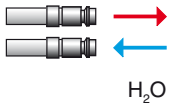

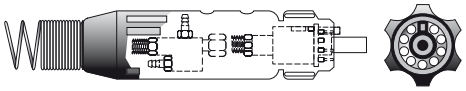

Central Connector

TELWIN® 047



Switch

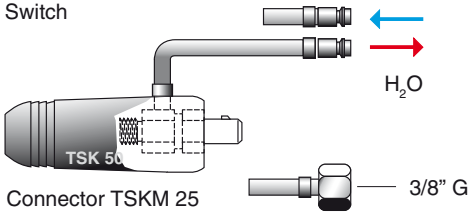

Connector TSKM 25



Electric Plug | 3 Pin

TELWIN® 048



Switch

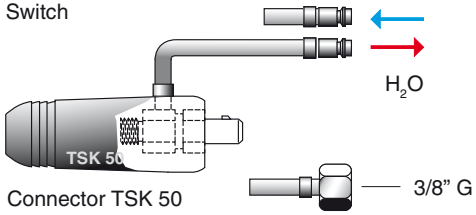

Connector TSK 50



Electric Plug | 3 Pin

TELWIN® 049

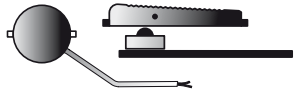

Single RC

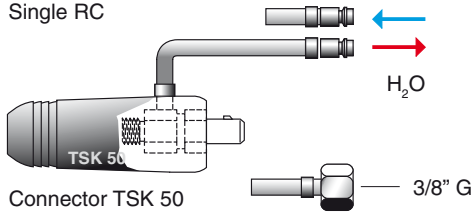

Connector TSK 50

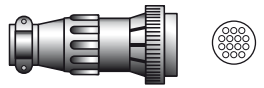

Electric Plug | 14 Pin

All trademarks are of exclusive property of the respective companies. Data and images are indicative and may be changed in any time without notice.

SPECIFIC CONNECTIONS

Choose the welding machine configuration, we supply torch with the right connection

UTP® 045

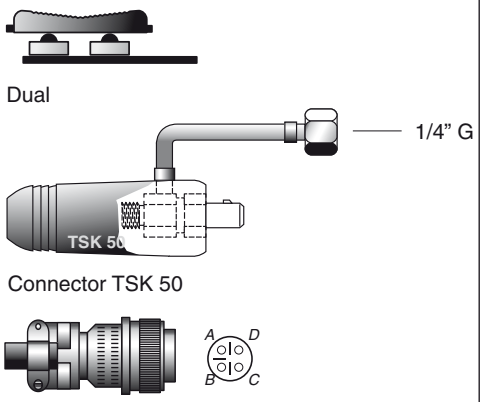

UTP® 046

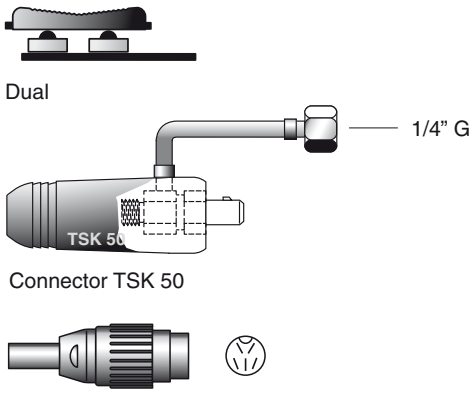

WECO® 052

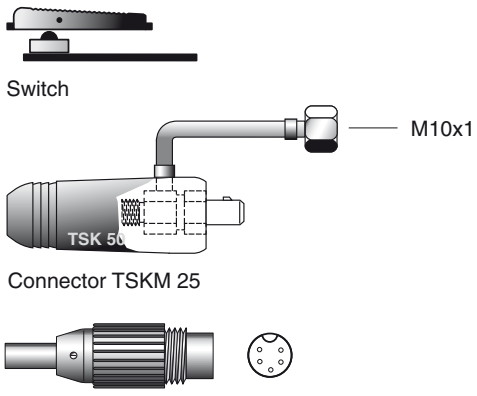

WECO® 053

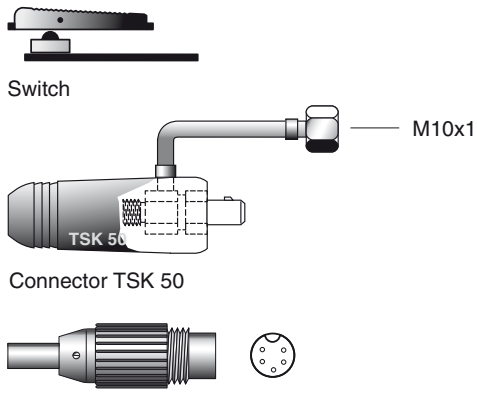

UTP® 045

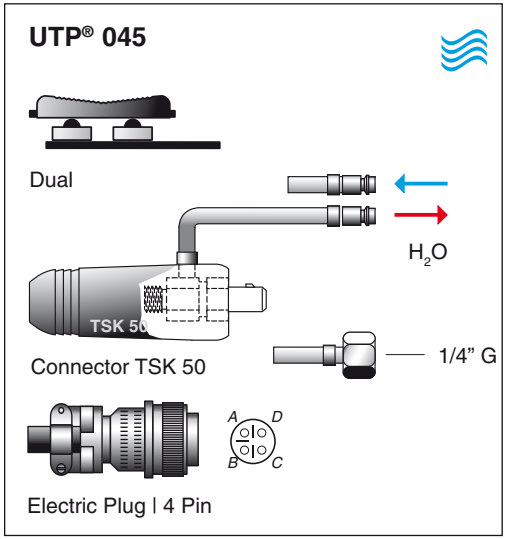

WECO® 053

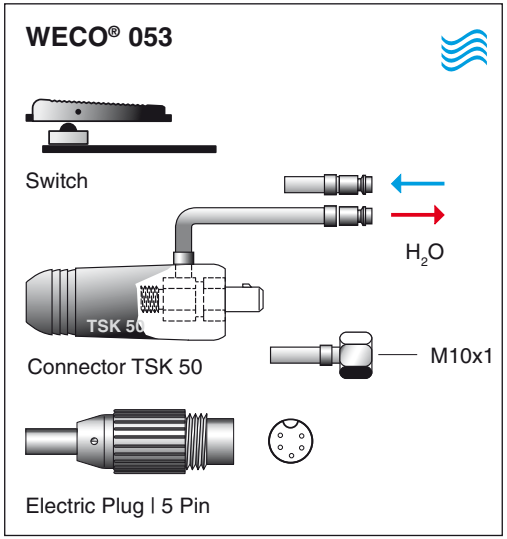

All trademarks are of exclusive property of the respective companies. Data and images are indicative and may be changed in any time without notice.

SPECIFIC CONNECTIONS

Tig welding

Choose the welding machine configuration, we supply torch with the right connection

WECO® 063

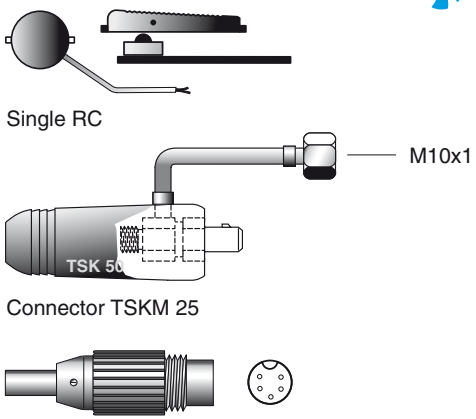

WECO® 064

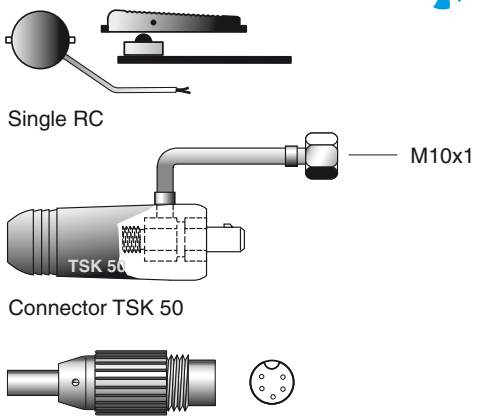

WECO® 065

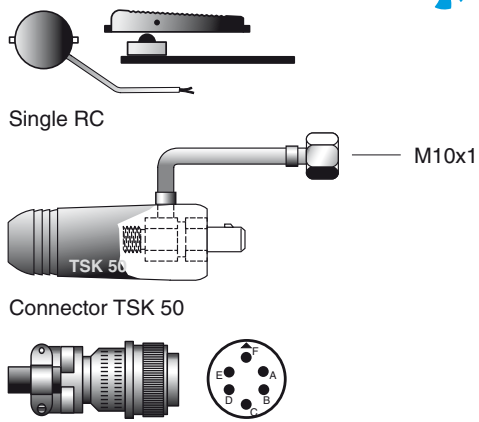

WECO® 249

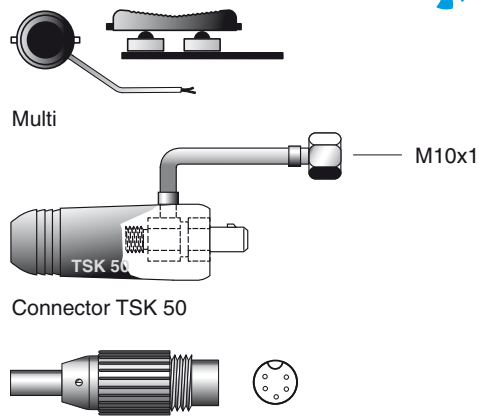

WECO® 064

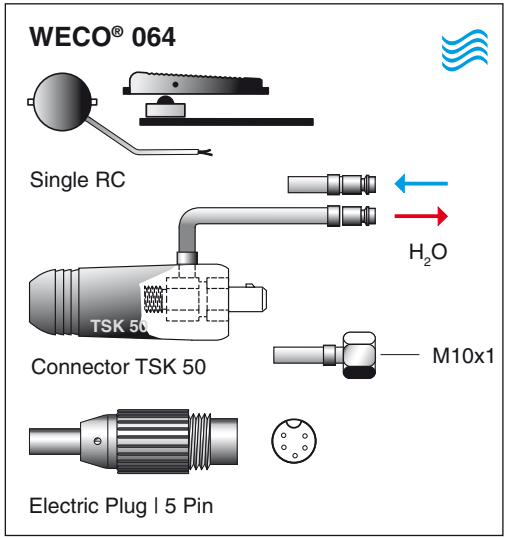

WECO® 065

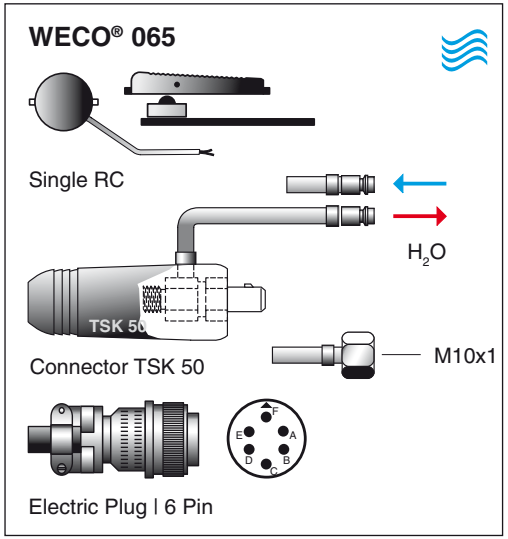

WECO® 249

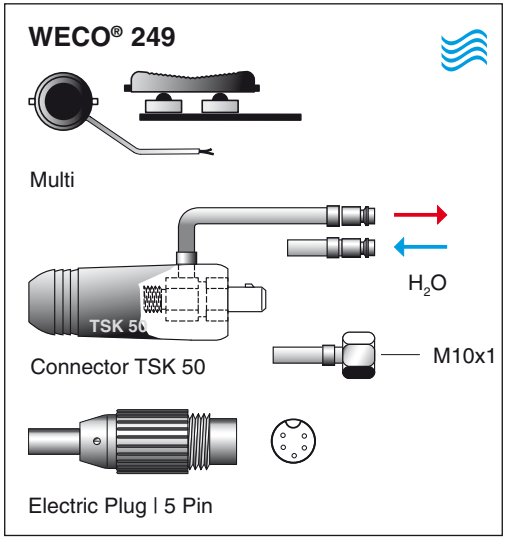

All trademarks are of exclusive property of the respective companies. Data and images are indicative and may be changed in any time without notice.

SPECIFIC CONNECTIONS

Choose the welding machine configuration, we supply torch with the right connection

WELTEC/BENJAMIN® 054



Dual

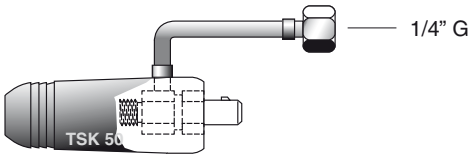

Connector TSK 50



Electric Plug | 3 Pin

WELTEC/BENJAMIN® 055

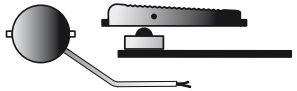

Single RC

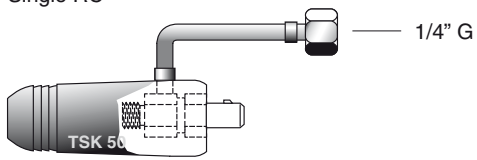

Connector TSK 50

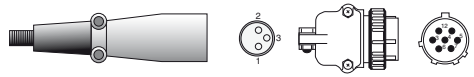

Electric Plug | 3 Pin | 7 pin

WELTEC/BENJAMIN® 054



Dual

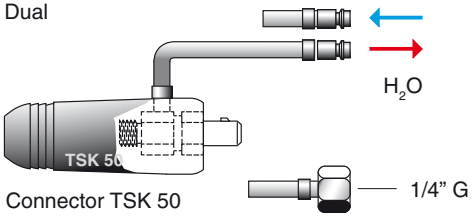

Connector TSK 50



Electric Plug | 3 Pin

WELTEC/BENJAMIN® 055

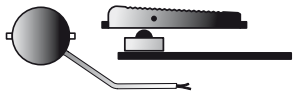

Single RC

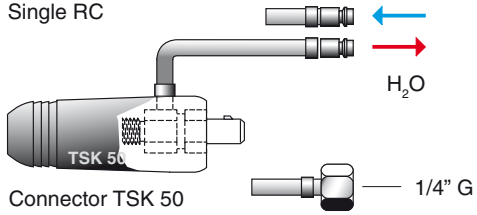

Connector TSK 50

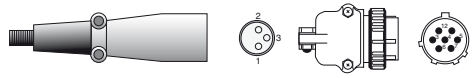

Electric Plug | 3 Pin | 7 pin

All trademarks are of exclusive property of the respective companies. Data and images are indicative and may be changed in any time without notice.

ELECTRIC PLUGS

FOR WELDING MACHINES: Messer, Migomat, Kjellberg, EWM, Oerlikon, Lincoln-EWS, Dalex, Jaeckle, Castolin, Nimak, Lorch, L-Tec, Fronius, Rowac, Merckle

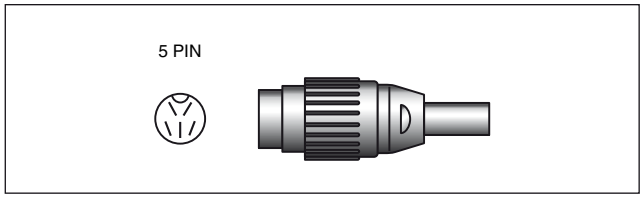

BX0251	5 pins Tuchel-Stecker	1

FOR WELDING MACHINES: Migatronic

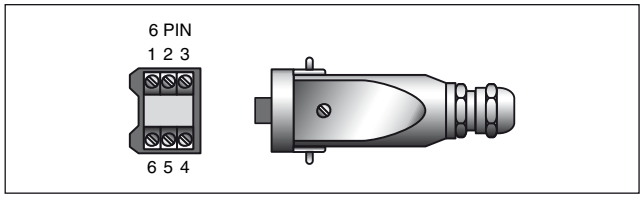

BX0476	6 pins Harting-Stecker	1

FOR WELDING MACHINES: Kjellberg, Dalex, Castolin, Salteco, Elma-technick

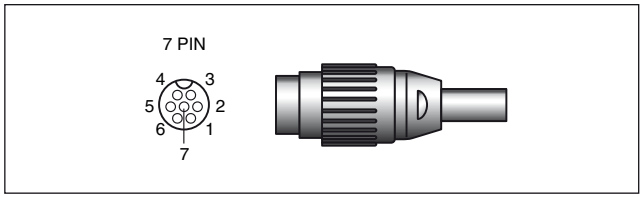

BX0479	7 pins Tuchel-Stecker	1

FOR WELDING MACHINES: Kjellberg, Dalex, Lorch, Merckle, Telwin, Cloos

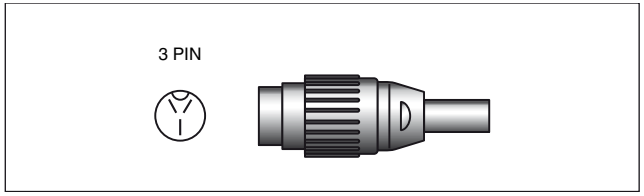

BX0282	3 pins Tuchel-Stecker	1

FOR WELDING MACHINES: Elektra-Bechum, Migatronic, SVR

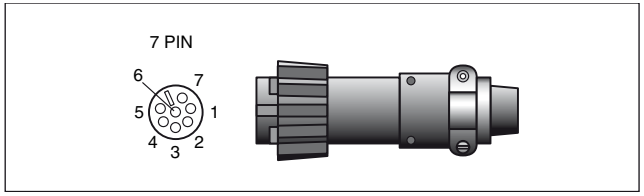

BX0477	7 pins Stecker	1

FOR WELDING MACHINES: Lorch

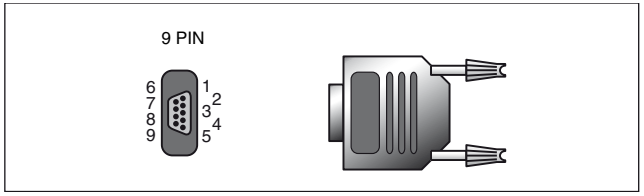

BX0480	9 pins Amp-Stecker	1



BX0283	6 pins Amp-Stecker	1

FOR WELDING MACHINES: Castolin, Fronius

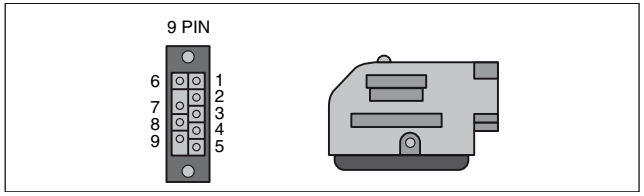

BX0478	9 pins Rechtec	1

FOR WELDING MACHINES: Esab

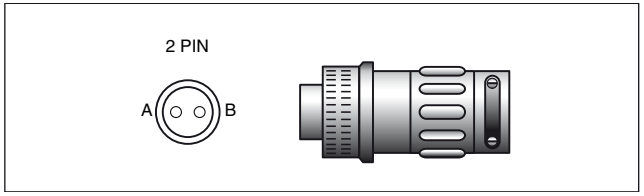

BX0481	2 pins Amp-Stecker	1

All trademarks are of exclusive property of the respective companies. Data and images are indicative and may be changed in any time without notice.

ELECTRIC PLUGS

Tig welding

FOR WELDING MACHINES: Kemppi, UTP

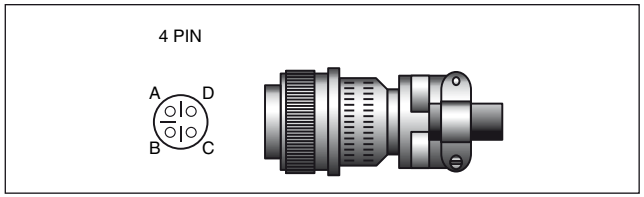

BX0482	4 pins Amp-Stecker	1

FOR WELDING MACHINES: Rehm Tiger

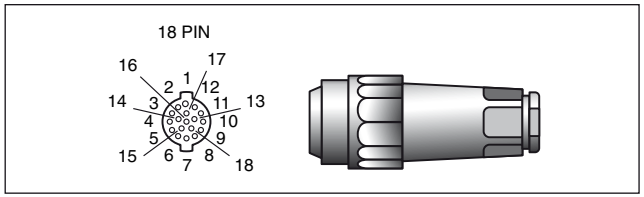

BX0485	18 pins Amp-Stecker	1

FOR WELDING MACHINES: ESS, Deca

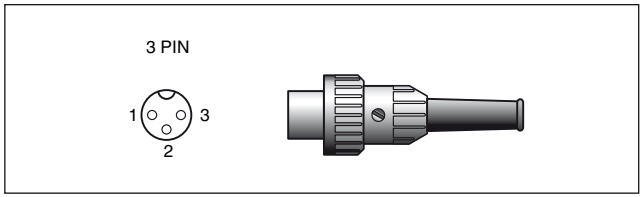

BX0488	3 pins Dioden-Stecker	1



BX0483	8 pins Amp-Stecker	1

FOR WELDING MACHINES: Bester, Migatronic, Rehm, Cife, Easy 300, Control Box

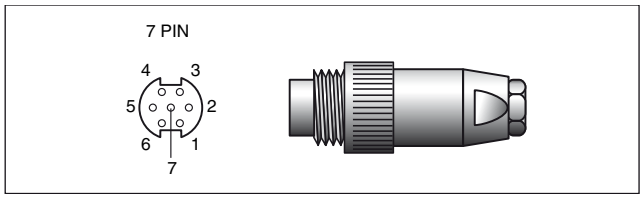

BX0486	7 pins Rechtec	1

FOR WELDING MACHINES: EWM, Telwin, Miller, Fro, Cife

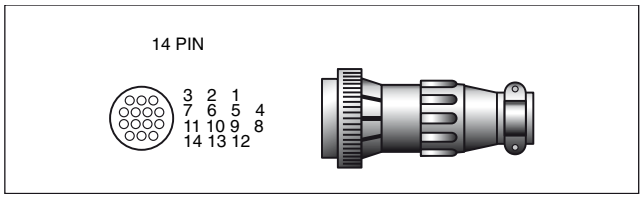

BX0489	14 pins Amp-Stecker	1

FOR WELDING MACHINES: Kemppi

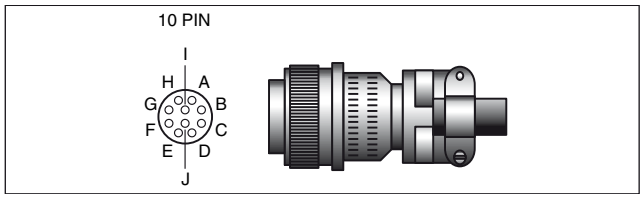

BX0484	10 pins Amp-Stecker	1

FOR WELDING MACHINES: EWM

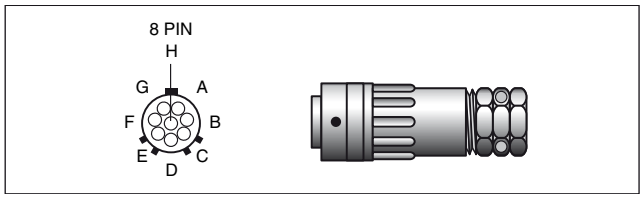

BX0487	8 pins Burndy-Stecker	1



BX0516	4 pins Amphenol-Tuchel	1

All trademarks are of exclusive property of the respective companies. Data and images are indicative and may be changed in any time without notice.

REMOTE CONTROL

ERGOTIG

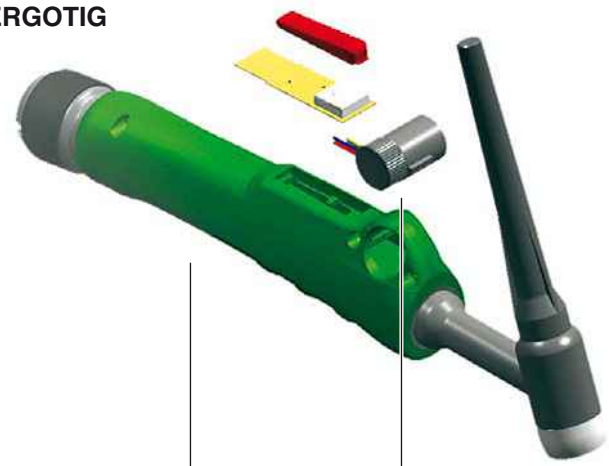

TP0100 **BX0455**
TP0101 **BX0456**
TP0102 **BX0457**
TP0103 **BX0458**
BX0459

TPRO



BW0305	Sintig switch	5
BW0306	Dualtig switch	5
BX0455	Potentiometer 1K ERGOTIG RC	1
BX0456	Potentiometer 4,7K ERGOTIG RC	1
BX0457	Potentiometer 10K ERGOTIG RC	1
BX0458	Potentiometer 47K ERGOTIG RC	1
BX0459	Potentiometer 100K ERGOTIG RC	1
BX0470	Double switch MULTITIG	1
BX0625	Single Micro	1
BX0626	Double Micro	1
TP0100	Ergotig RC Green Handle	1
TP0101	Ergotig RC Blue Handle	1
TP0102	Ergotig RC Black Handle	1
TP0103	Ergotig RC Red Handle	1
TP0104	Ergotig RC Dark Green Handle RC	1
TT0140	Sintig RC Kit 8m 1KOhm	1
TT0141	Sintig RC Kit 8m 4,7KOhm	1
TT0142	Sintig RC Kit 8m 10KOhm	1
TT0143	Sintig RC Kit 8m 47KOhm	1
TT0144	Sintig RC Kit 8m 100KOhm	1
TT0150	Dualtig RC Kit 8m 1KOhm	1
TT0151	Dualtig RC Kit 8m 4,7KOhm	1
TT0152	Dualtig RC Kit 8m 10KOhm	1
TT0153	Dualtig RC Kit 8m 47KOhm	1
TT0154	Dualtig RC Kit 8m 100KOhm	1

SINTIG RC

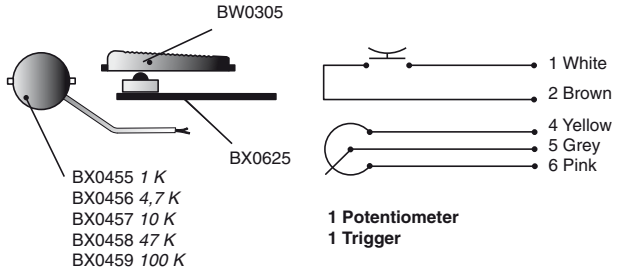

1 Potentiometer
1 Trigger

DUALTIG RC

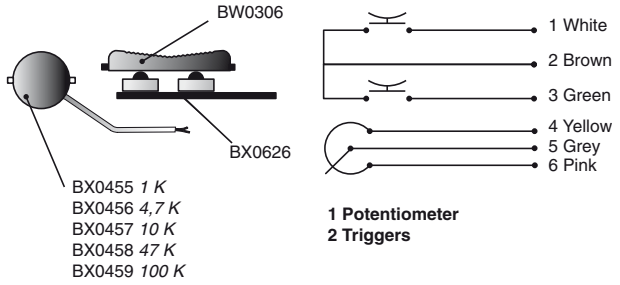

1 Potentiometer
2 Triggers

MULTITIG

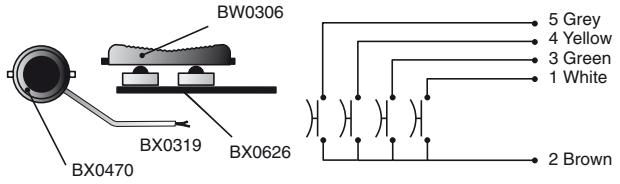

4 Triggers

All trademarks are of exclusive property of the respective companies. Data and images are indicative and may be changed in any time without notice.

TIG TORCH HEADS

TF0009		TIG 9	1
TF0010		TIG 9 FLEX	1
TF0017		TIG 17	1
TF0022		TIG 17 FLEX	1
TF0024		TIG 24	1
TF0026		TIG 26	1

TF0027		TIG 26 FLEX	1
TF0109		TIG 9 V	1
TF0110		TIG 9 V FLEX	1
TF0111		TIG 9 FLEX 100 mm	1
TF0117		TIG 17 V	1
TF0118		TIG 17 V FLEX	1

TF0126		TIG 26 V	1
TF0127		TIG 26 V FLEX	1
TF0224		TIG 24 FLEX	1
TF1000		AUTOTIG 9	1
TF1001		AUTOTIG 26	1
TF6092		INTERLOCK 9	1

All trademarks are of exclusive property of the respective companies. Data and images are indicative and may be changed in any time without notice.

TIG TORCH HEADS

Tig welding

TF6097	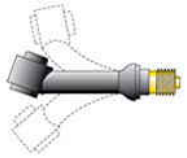	INTERLOCK 9 FLEX	1
TF6172		INTERLOCK 17	1
TF6200		INTERLOCK 9 INTERLOCK 17 INTERLOCK 26	1
TF6257	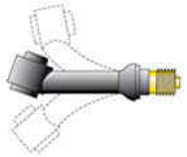	INTERLOCK 25	1
TF6260		INTERLOCK 26	1
TF6265	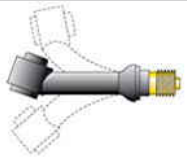	INTERLOCK 26 FLEX	1

TF6274	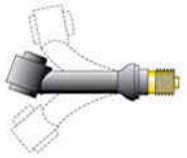	INTERLOCK 24 FLEX	1
TG0018		TIG 18	1
TG0020		TIG 20	1
TG0024		TIG 24W	1
TG0025		TIG 25	1
TG0118		TIG 18 FLEX	1

TG0220		TIG 20 FLEX	1
TG0223		TIG 20 FLEX 125 mm	1
TG0224		TIG 24W FLEX	1
TG0911		TIG 20 HC FLEX	1
TG0912		TIG 20 HC	1
TG0913		TIG 18 HC	1

All trademarks are of exclusive property of the respective companies. Data and images are indicative and may be changed in any time without notice.

TIG TORCH HEADS

TG0914		TIG Super 50	1
TG0917		TIG 18 SHC	1
TG1000		AUTOTIG 20	1
TG1001		AUTOTIG 18	1
TG6180		INTERLOCK 18	1
TG6202		INTERLOCK 20	1

TG6207	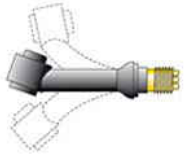	INTERLOCK 20 FLEX	1
TG6247	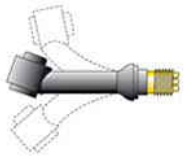	INTERLOCK 24W FLEX	1
TG6257	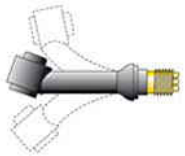	INTERLOCK 25W FLEX	1
TG6300		INTERLOCK 18 INTERLOCK 20 INTERLOCK 24W INTERLOCK 25W	1

FLEXLOCK

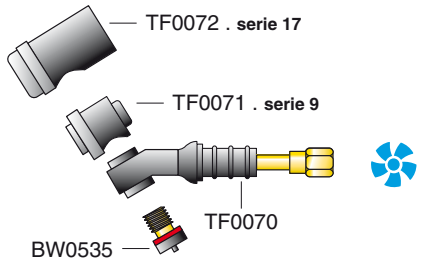

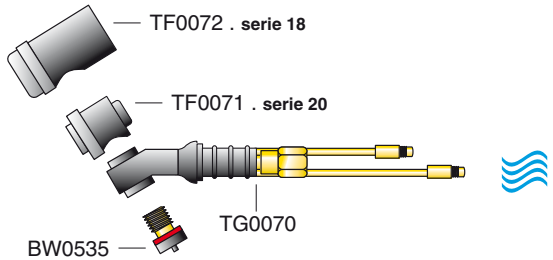

All trademarks are of exclusive property of the respective companies. Data and images are indicative and may be changed in any time without notice.

HANDLES - TRIGGERS

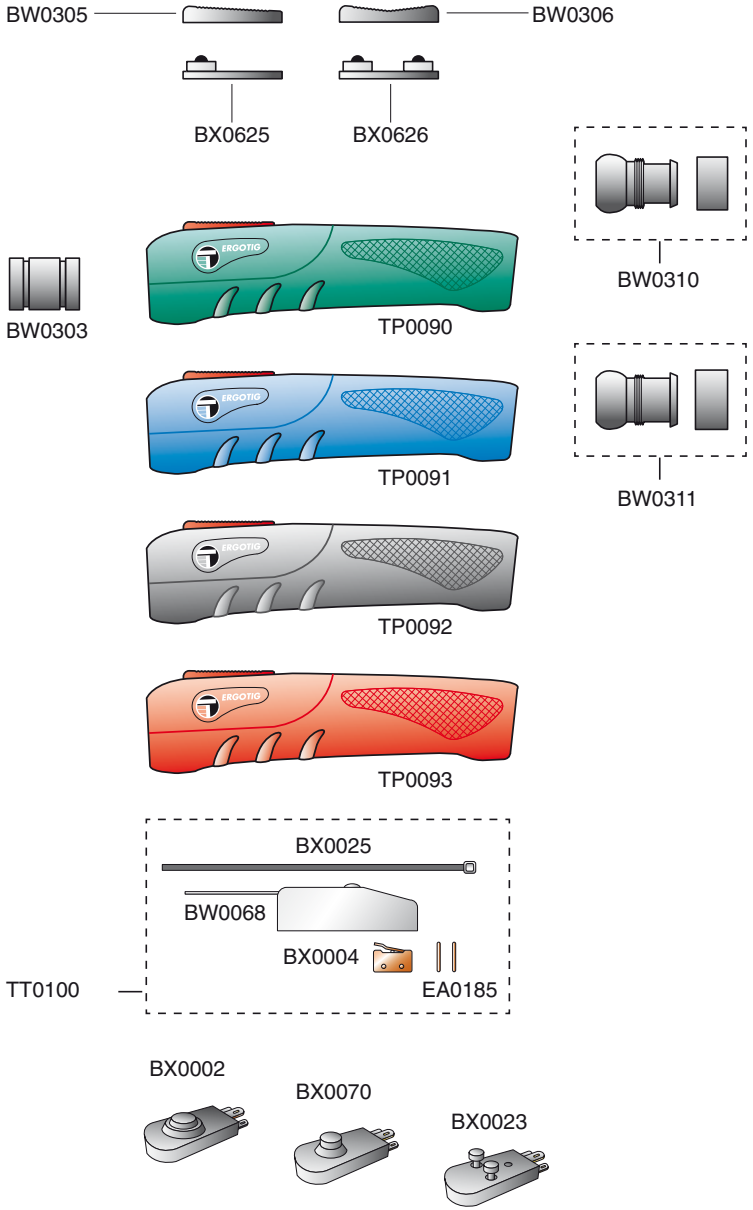

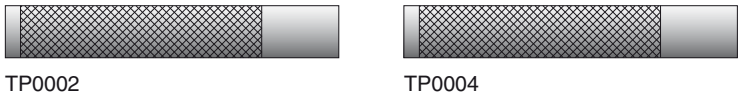





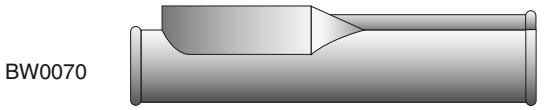

BX0462 • SW1-12
BX0463 • SW1-25

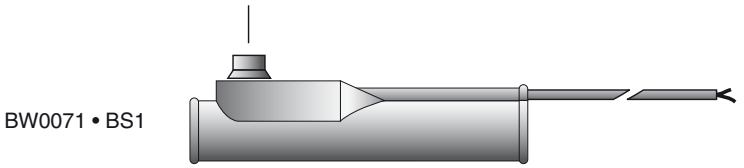

BX0352 • SW1-12
BX0353 • SW1-25

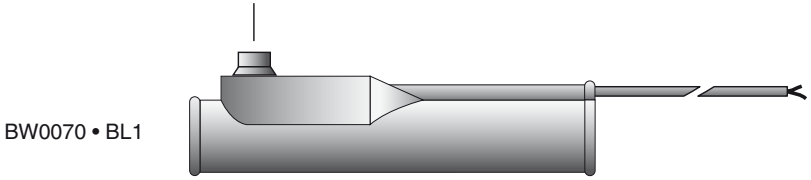

All trademarks are of exclusive property of the respective companies. Data and images are indicative and may be changed in any time without notice.

CABLES



Tig cables characteristics:
- Highly flexible components
- High resistance of the electric insulation
- Resistance to abrasion, atmospheric and chemical agents
- Section and quality of the copper used assure electric performance better than that of the best traded standard.

HI-FLEX AIR CABLES

COMPLETE CABLE

BX0179 *(m)*



3/8" 24 UNF - 9/17/24 - 5/8" 18 UNF - 26

9/17/24

Threading	m	Code
M12x1	*4*	TH0212
	8	TH0213

26

Threading	m	Code
M12x1	*4*	TH0224
	8	TH0225

POWER CABLE



3/8" 24 UNF - 9/17/24 - 5/8" 18 UNF - 26

9/17/24

Threading	m	Code
M12x1	*4*	TH0332
	8	TH0333

26

Threading	m	Code
M12x1	*4*	TH0344
	8	TH0345

HI-FLEX WATER CABLES

COMPLETE CABLE

3/8" 24 UNF LH - 18/S18/S20

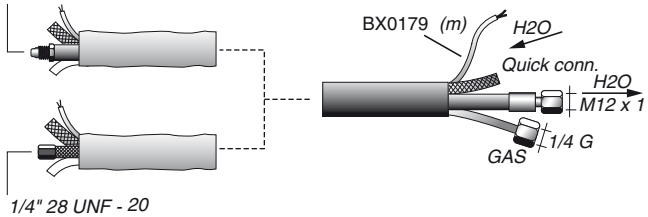

18/S18/S20

m	Code
4	TH0228
8	TH0229

20

m	Code
4	TH0232
8	TH0233

WATER AND POWER CABLE

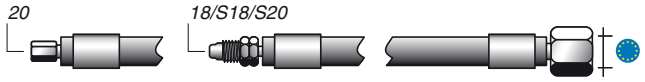

18/S18/S20

Threading	m	Code
M12x1	*4*	TH0336
	8	TH0337

20

Threading	m	Code
M12x1	*4*	TH0334
	8	TH0335

All trademarks are of exclusive property of the respective companies. Data and images are indicative and may be changed in any time without notice.

CABLES

STANDARD AIR CABLES

COMPLETE CABLE

BX0179 *(m)*



3/8" 24 UNF - 9/17/24 - 5/8" 18 UNF - 26

9/17/24

Threading	m	Code
M12x1	*4*	TH0046
	8	TH0047
3/8 G	*4*	TH0153
	8	TH0154

26

Threading	m	Code
M12x1	*4*	TH0048
	8	TH0049
3/8 G	*4*	TH0155
	8	TH0156

POWER CABLE



3/8" 24 UNF - 9/17/24 - 5/8" 18 UNF - 26

9/17/24

Threading	m	Code
M12x1	*4*	TH0005
	8	TH0006
3/8 G	*4*	TH0149
	8	TH0150

26

Threading	m	Code
M12x1	*4*	TH0007
	8	TH0008
3/8 G	*4*	TH0151
	8	TH0152

2 PIECES CABLE



9/17/24 - 3/8" 24 UNF
26 - 5/8" 18 UNF

5/8" 18 UNF RH

9/17/24

m	Code
4	TH0050
8	TH0051

26

m	Code
4	TH0052
8	TH0053

STANDARD WATER CABLES

COMPLETE CABLE

3/8" 24 UNF LH - 18

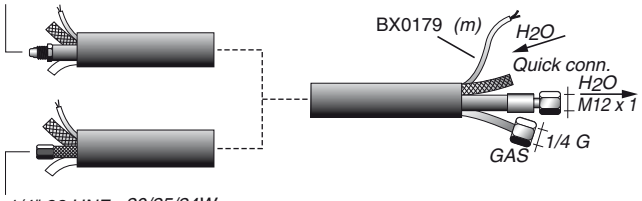

1/4" 28 UNF - 20/25/24W

18

m	Code
4	TH0145
8	TH0146

20/25/24W

m	Code
4	TH00147
8	TH00148

COMPLETE CABLE

3/8" 24 UNF LH - 18

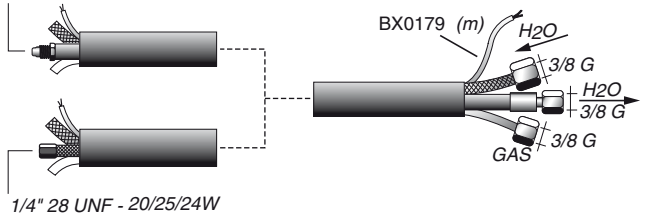

1/4" 28 UNF - 20/25/24W

18

m	Code
4	TH0076
8	TH0077

20/25/24W

m	Code
4	TH0078
8	TH0079

WATER AND POWER CABLE



18

Threading	m	Code
M12x1	*4*	TH0082
	8	TH0083
3/8 G	*4*	TH0080
	8	TH0081

20/25/24W

Threading	m	Code
M12x1	*4*	TH0086
	8	TH0087
3/8 G	*4*	TH0084
	8	TH0085

STANDARD CABLE EXTENSIONS



		m
TH0054	9 / 17	4
TH0055	9 / 17	8
TH0056	9V / 17V	4
TH0057	9V / 17V	8
TH0058	26	4
TH0059	26	8
TH0060	26 V	4
TH0061	26 V	8

All trademarks are of exclusive property of the respective companies. Data and images are indicative and may be changed in any time without notice.

CONSUMABLES KIT

SPARE PARTS KIT



TT0101	Ø1,6 Tor.	Ergotig 9-20-25	1
TT0102	Ø2,4 Tor.	Ergotig 9-20-25	1
TT0103	Ø1,6 Tor.	Ergotig 17-18-26	1
TT0104	Ø2,4 Tor.	Ergotig 17-18-26	1
TT0105	Ø3.2 Tor.	Ergotig 17-18-26	1
TT0203	Ø1.6 Tor.	Ergotig 24-24W	1
TT0204	Ø2.4 Tor.	Ergotig 24-24W	1

1 ceramic nozzle
1 collet
1 collet body
1 tungsten electrode THORIATED

SPARE PARTS KIT



TT0221	Ø1,6 Tor.	Ergotig 9-20-25	1
TT0222	Ø2,4 Tor.	Ergotig 9-20-25	1
TT0223	Ø1,6 Tor.	Ergotig 17-18-26	1
TT0224	Ø2,4 Tor.	Ergotig 17-18-26	1
TT0226	Ø1.6 Tor.	Ergotig 24-24W	1

1 ceramic nozzle
1 collet
1 collet body

ACCESSORY KIT



TT0021	Ø1,6 Cer.	Ergotig 9-20-25	1
TT0022	Ø2,4 Cer.	Ergotig 9-20-25	1
TT0023	Ø1,6 Cer.	Ergotig 17-18-26	1
TT0024	Ø2,4 Cer.	Ergotig 17-18-26	1
TT0025	Ø3.2 Cer.	Ergotig 17-18-26	1

1 ceramic nozzle
1 collet
1 collet body
1 tungsten electrode CERIATED
1 long back cap

MASTER ACCESSORY KIT



TT0109	Master kit	Ergotig 9-20-25	1
TT0110	Master kit	Ergotig 17-18-26	1

5 assorted Ø ceramic nozzles
1 long back cap
1 medium back cap
1 short back cap
5 assorted collets
5 assorted collet bodies

All trademarks are of exclusive property of the respective companies. Data and images are indicative and may be changed in any time without notice.

trafimet welding & cutting

TUNGSTEN ELECTRODES

Tig welding

		ø mm	L mm	
TR0001-10	WP	1,0	150	10
TR0001-16	WP	1,6	150	10
TR0001-20	WP	2,0	150	10
TR0001-24	WP	2,4	150	10
TR0001-32	WP	3,2	150	10
TR0001-40	WP	4,0	150	10
TR0001-48	WP	4,8	150	10
TR0002-10	WP	1,0	175	10
TR0002-16	WP	1,6	175	10
TR0002-20	WP	2,0	175	10
TR0002-24	WP	2,4	175	10
TR0002-32	WP	3,2	175	10
TR0002-40	WP	4,0	175	10
TR0002-48	WP	4,8	175	10
TR0002-64	WP	6,4	175	10
TR0003-10	WT20	1,0	150	10
TR0003-16	WT20	1,6	150	10
TR0003-20	WT20	2,0	150	10
TR0003-24	WT20	2,4	150	10
TR0003-32	WT20	3,2	150	10
TR0003-40	WT20	4,0	150	10
TR0003-48	WT20	4,8	150	10
TR0004-10	WT20	1,0	175	10
TR0004-16	WT20	1,6	175	10
TR0004-20	WT20	2,0	175	10
TR0004-24	WT20	2,4	175	10
TR0004-32	WT20	3,2	175	10
TR0004-40	WT20	4,0	175	10
TR0004-48	WT20	4,8	175	10
TR0011-10	WL10	1,0	150	10

		ø mm	L mm	
TR0011-16	WL10	1,6	150	10
TR0011-20	WL10	2,0	150	10
TR0011-24	WL10	2,4	150	10
TR0011-32	WL10	3,2	150	10
TR0011-40	WL10	4,0	150	10
TR0011-48	WL10	4,8	150	10
TR0012-16	WL10	1,6	175	10
TR0012-24	WL10	2,4	175	10
TR0012-32	WL10	3,2	175	10
TR0007-10	WC20	1,0	150	10
TR0007-16	WC20	1,6	150	10
TR0007-20	WC20	2,0	150	10
TR0007-24	WC20	2,4	150	10
TR0007-32	WC20	3,2	150	10
TR0007-40	WC20	4,0	150	10
TR0007-48	WC20	4,8	150	10
TR0008-10	WC20	1,0	175	10
TR0008-16	WC20	1,6	175	10
TR0008-20	WC20	2,0	175	10
TR0008-24	WC20	2,4	175	10
TR0008-32	WC20	3,2	175	10
TR0008-40	WC20	4,0	175	10
TR0008-48	WC20	4,8	175	10
TR0008-64	WC20	6,4	175	10
TR0013-10	WL15	1,0	150	10
TR0013-16	WL15	1,6	150	10
TR0013-20	WL15	2,0	150	10
TR0013-24	WL15	2,4	150	10
TR0013-32	WL15	3,2	150	10
TR0013-40	WL15	4,0	150	10

		ø mm	L mm	
TR0013-48	WL15	4,8	150	10
TR0014-10	WL15	1,0	175	10
TR0014-16	WL15	1,6	175	10
TR0014-20	WL15	2,0	175	10
TR0014-24	WL15	2,4	175	10
TR0014-32	WL15	3,2	175	10
TR0014-40	WL15	4,0	175	10
TR0014-48	WL15	4,8	175	10
TR0017-10	WL20	1,0	150	10
TR0017-16	WL20	1,6	150	10
TR0017-20	WL20	2,0	150	10
TR0017-24	WL20	2,4	150	10
TR0017-32	WL20	3,2	150	10
TR0017-40	WL20	4,0	150	10
TR0017-48	WL20	4,8	150	10
TR0018-10	WL20	1,0	175	10
TR0018-16	WL20	1,6	175	10
TR0018-20	WL20	2,0	175	10
TR0018-24	WL20	2,4	175	10
TR0018-32	WL20	3,2	175	10
TR0018-40	WL20	4,0	175	10
TR0019-10	WCe	1,0	150	10
TR0019-16	WCe	1,6	150	10
TR0019-20	WCe	2,0	150	10
TR0019-24	WCe	2,4	150	10
TR0019-32	WCe	3,2	150	10
TR0019-40	WCe	4,0	150	10
TR0019-48	WCe	4,8	150	10
TR0020-10	W+	1,0	175	10
TR0020-16	W+	1,6	175	10

		ø mm	L mm	
TR0020-20	W+	2,0	175	10
TR0020-24	W+	2,4	175	10
TR0020-32	W+	3,2	175	10
TR0020-40	W+	4,0	175	10
TR0021-10	WR2	1,0	150	10
TR0021-16	WR2	1,6	150	10
TR0021-20	WR2	2,0	150	10
TR0021-24	WR2	2,4	150	10
TR0021-32	WR2	3,2	150	10
TR0021-40	WR2	4,0	150	10
TR0021-48	WR2	4,8	150	10
TR0022-10	WR2	1,0	175	10
TR0022-16	WR2	1,6	175	10
TR0022-20	WR2	2,0	175	10
TR0022-24	WR2	2,4	175	10
TR0022-32	WR2	3,2	175	10
TR0022-40	WR2	4,0	175	10



UNI EN ISO 6848-2004



All trademarks are of exclusive property of the respective companies. Data and images are indicative and may be changed in any time without notice.

TUNGSTEN ELECTRODES

	Ref.	Oxide active %	Type		Applications
●	WP	-	-	tungsteni puri pure tungstens	nichel, bronzo, leghe di nichel, alluminio, leghe di alluminio, magnesio, leghe di magnesio. nichel, bronze, nichel alloys, aluminium, aluminium alloys, magnesium, magnesium alloys.
●	WC 20	1,80-2,20	CeO_2	tungsteni ceriati ceritated tungstens	acciaio carbonio, acciaio inox, bronzo, rame, titanio. steel carbon, steel, stainless steel, bronze, copper, titanium.
●	WL 10	0,90-1,20	La_2O_3	tungsteni lantaniati lantaniatum tungstens	aluminio, leghe di aluminio, acciaio inox, rame, bronzo, titanio. aluminium, aluminium alloys, stainless steel, copper, bronze, titanium.
●	WL 15	1,40-1,60			
●	WC 20	1,90-2,10			
○	WZ 8	0,70-0,90	ZrO_2	tungsteni zirconiati zirconium tungstens	aluminio, leghe di aluminio aluminium, aluminium alloys
●	WT 10	0,80-1,20	ThO_2	tungsteni toriati thoriated tungstens	acciaio carbonio, acciaio inox, bronzo, rame, titanio. steel carbon, stainless steel, bronze, copper, titanium.
●	WT 20	1,70-2,20			
●	WT 30	2,80-3,20			
●	WT 40	3,80-4,20			

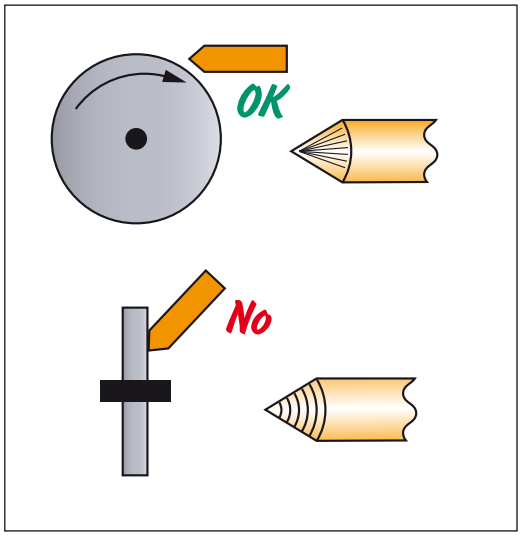

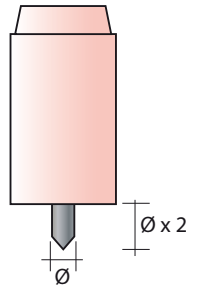

Sporgenza ottimale dell'elettrodo dall'ugello.

Optimales Vorstehen der Elektrode aus der Düse.

Distance de sortie optimale entre la buse et l'électrode.

Optimal jut of electrode from the nozzle.

		Ignitiability	Tool life	Current c. capacity	Env. compatibility
●	WP	★	★★	★★	★★★★★★
●	WC 20	★★★★★	★★★★★	★★★★★	★★★★★★
●	WL 10	★★★	★★★★★	★★★★	★★★★★★
●	WL 15	★★★★★★	★★★★★	★★★★★★	★★★★★★
●	WL 20	★★★★★★	★★★★★★	★★★★★	★★★★★★
○	WZ 8	★★★	★★★★	★★★★	★★★★★★
●	WT 10	★★★	★★★	★★★	★★★★
●	WT 20	★★★★★	★★★★	★★★★★	★★★
●	WT 30	★★★★★	★★★★★	★★★★★	★★
●	WT 40	★★★★★★	★★★★★	★★★★★★	★

★ = poor / low ★★★★★★ = very good / high

Lantanio, il futuro: l'ultima novità nel campo degli elettrodi sono quelli drogati con ossido di lantanio.
- 100% non radioattivi: nessun rischio per la salute
- utilizzabili in qualsiasi applicazione
- riducono i costi di trasporto e stoccaggio
- elevata costanza del risultato di saldatura.

Lanthan, die Zukunft: die letzte Neuheit im Elektrodenbereich stellen Elektroden mit Lanthanoxid dar:
- 100% nicht radioaktiv: keine Gesundheitsrisiken
- für jede Anwendung zu verwenden
- niedrigere Transport- und Lagerkosten
- hohe Stabilität des Schweißergebnisses

Lanthane, le futur: la dernière nouveauté en matière d'électrodes sont celles contenant de l'oxyde de lanthane.
- 100% non radioactive : aucun risque pour la santé
- utilisable pour toutes les applications
- réduction des coûts de transport et de stockage
- constance élevée dans les résultats de soudage.

Lanthanum, the future: last news in the electrodes field is represented by electrodes which include lanthanum oxide.
- 100% no radioactive: no risks for health
- to be used for any application
- transport and storage costs are reduced
- high stability of welding result

All trademarks are of exclusive property of the respective companies. Data and images are indicative and may be changed in any time without notice.

TIG - ERGOTIG correct use

Tig welding

	tipo di saldatura type of welding	Ø mm	Ø ugello ceramico ceramic nozzle	Ø metallo d'apporto filler material	corrente current	amperaggio amperage		L./min	
ACCIAIO INOSSIDABILE MANUALE - in piano / **EDELSTAHL –** manuelles und flaches Schweißen / **ACIER INOXYDABLE** - soudage manuel et à plat / **STAINLESS STEEL** - manual and flat welding									
1,5 mm	TT	1,6	6 - 10	1,6	DC	50 - 80	Ar	6	per gli acciai normali aumentare il valore da 8 a 10% para los aceros normales aumentar el valor de 8 a 10% pour les aciers normaux il faut augmenter le valeur de 8 à 10% for normal steel the value has to be increased from 8 to 10%
	SP	1,6	6 - 10	1,6	DC	60 - 90	Ar	6	
	AE	1,6	6 - 10	3,2	DC	50 - 80	Ar	6	
	Al	1,6	6 - 10	3,2	DC	60 - 90	Ar	6	
2,5 mm	TT	1,6	6 - 10	1,6 - 2,4	DC	80 - 110	Ar	6	
	SP	1,6	6 - 10	1,6 - 2,4	DC	90 - 120	Ar	6	
	AE	1,6	6 - 10	1,6 - 2,4	DC	80 - 110	Ar	6	
	Al	1,6	6 - 10	1,6 - 2,4	DC	90 - 120	Ar	6	
3 mm	TT	1,6	6 - 10	2,4	DC	85 - 120	Ar	6	
	ST	1,6	6 - 10	2,4	DC	100 - 140	Ar	6	
	AE	1,6	6 - 10	2,4	DC	85 - 120	Ar	6	
	Al	1,6	6 - 10	2,4	DC	100 - 140	Ar	6	
5 mm	TT	2,4	6 - 10	3,2	DC	125 - 200	Ar	6	
	SP	2,4 - 3,2	6 - 10	3,2	DC	150 - 200	Ar	6	
	AE	2,4	6 - 10	3,2	DC	150 - 200	Ar	6	
	Al	2,4 - 3,2	6 - 10	3,2	DC	175 - 225	Ar	6	
LEGHE LEGGERE DI ALLUMINIO MANUALE - in piano / **ALUMINUMLEICHTLEGIERUNGEN –** manuelles und flaches Schweißen **ALLIAGES LÉGERS D'ALUMINIUM -** soudage manuel et à plat / **LIGHT ALUMINIUM ALLOYS** - manual and flat welding									
1,5 mm	TT	1,6	6 - 10	1,6	AC	60 - 80	Ar	8	
	SP	1,6	6 - 10	1,6	AC	70 - 90	Ar	8	
	AE	1,6	6 - 10	1,6	AC	60 - 80	Ar	8	
	Al	1,6	6 - 10	1,6	AC	70 - 90	Ar	8	
3 mm	TT	2,4	8 -12	2,4 - 3,2	AC	125 -145	Ar	8	
	SP	2,4	8 -12	2,4	AC	140 - 160	Ar	8	
	AE	2,4	8 -12	2,4	AC	125 -145	Ar	8	
	Al	2,4	8 -12	2,4 - 1,6	AC	140 - 160	Ar	8	
5 mm	TT	3,2	10 - 12	3,2	AC	190 - 220	Ar	10	
	ST	3,2	10 - 12	3,2	AC	210 - 240	Ar	10	
	AE	3,2	10 - 12	3,2	AC	190 - 120	Ar	10	
	Al	3,2	10 - 12	3,2	AC	210 - 240	Ar	10	

TT 
Testa a testa — Tête a tête
Kopf an Kopf — Head-to-head

SP 
Sovrapposto — Superposé
Überlappend — Overloaping

AI 
Angolo interno — Angle interne
Innenwinkel — Internal angle

AE 
Angolo esterno — Angle externe
Außenwinkel — External angle

All trademarks are of exclusive property of the respective companies. Data and images are indicative and may be changed in any time without notice.

TIG CAP

			REF	
BW0056	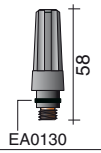	TIG 17 TIG 18 TIG 26	-	10
BW0063	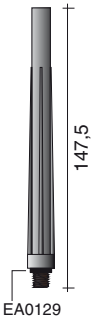	TIG 9 TIG 20	41V24	10
BW0064	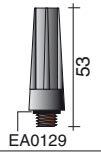	TIG 9 TIG 20	41V35	10
BW0065		TIG 9 TIG 20	41V33	10

			REF	
BW0066	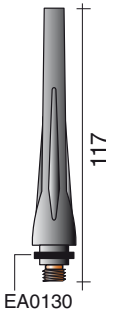	TIG 17 TIG 18 TIG 26	57Y02	10
BW0067		TIG 17 TIG 18 TIG 26	57Y04	10

			REF	
BW0993	LONG 	Super 50	-	10
BW0994	SHORT 	Super 50	-	10





All trademarks are of exclusive property of the respective companies. Data and images are indicative and may be changed in any time without notice.

TIG COLLET

Tig welding

		Ø		REF	
TD0001-05	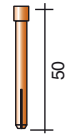	0,5	TIG 17 TIG 18 TIG 26	10N21	10
TD0001-10		1,0		10N22	10
TD0001-16		1,0		10N23	10
TD0001-20		1,6		-	10
TD0001-24		2,4		10N24	10
TD0001-32		3,2		10N25	10
TD0001-40		4,0		54N20	10
TD0001-48		4,8		30028	10
TD0002-10	STUBBY 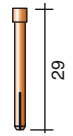	1,0	TIG 17 TIG 18 TIG 26	10N22S	10
TD0002-16		1,6		10N23S	10
TD0002-24		2,4		10N24S	10
TD0002-32		3,2		10N25S	10
TD0003-05	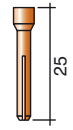	0,5	TIG 9 TIG 20 TIG 25	13N20	10
TD0003-10		1,0		13N21	10
TD0003-16		1,6		13N22	10
TD0003-20		2,0		-	10
TD0003-24		2,4		13N23	10
TD0003-32		3,2		13N24	10
TD0004-05	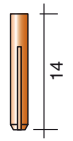	0,5	TIG 24 TIG 24W	53N15	10
TD0004-10		1,0		53N16	10
TD0004-16		1,6		53N14	10
TD0004-24		2,4		24C332	10

		Ø		REF	
TD0005-05	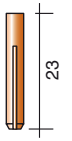	0,5	TIG 24 TIG 24W	53N62	10
TD0005-10		1,0		53N63	10
TD0005-16		1,6		53N64	10
TD0005-24		2,4		24GLC332	10
TD0022-10	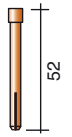	1,0	TIG 17 TIG 18 TIG 26	-	10
TD0022-16		1,6		-	10
TD0022-24		2,4		-	10
TD0022-32		3,2		-	10
TD0022-40		4,0		-	10
TD0088-16	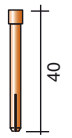	1,6	TIG 9 TIG 20 TIG 25	-	2
TD0088-20		2,0		-	2
TD0088-24		2,4		-	2
TD0088-32		3,2		-	2

		Ø		REF	
TD0095-16	STUBBY GAS LENS 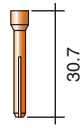	1,6	TIG 17 TIG 18 TIG 26	-	10
TD0095-20		2,0		-	10
TD0095-24		2,4		-	10
TD0095-32		3,2		-	10
TD0097-16		1,6	Super 50	-	10
TD0097-24		2,4		-	10
TD0097-32		3,2		-	10
TD0097-40		4,0		-	10
TD0097-48		4,8		-	10



All trademarks are of exclusive property of the respective companies. Data and images are indicative and may be changed in any time without notice.

TIG INSULATORS

			REF	
TQ0001		TIG 9 TIG 20 TIG 25	598882	10
TQ0002		TIG 17 TIG 18 TIG 20 TIG 26	18CG	10
TQ0003	GAS LENS	TIG 17 TIG 18 TIG 26	54N01	10
TQ0004		TIG 24 TIG 24W	53N22	10
TQ0008		Super 18	-	10

			REF	
TQ0024	GAS LENS	TIG 24 TIG 24W	53N66	10
TQ0026	JUMBO	TIG 9 TIG 20 TIG 25	54N6320	10
TQ0027	JUMBO	TIG 17 TIG 18 TIG 26	54N63	10

			REF	
TQ0095		STUBBY	18CG20	10
TQ0993		Super 50	-	10



All trademarks are of exclusive property of the respective companies. Data and images are indicative and may be changed in any time without notice.

TIG COLLET BODY

		Ø		REF	
TE0001-05		0,5	TIG 17 TIG 18 TIG 26	10N29	10
TE0001-10		1,0		10N30	10
TE0001-16		1,6		10N31	10
TE0001-20		2,0		-	10
TE0001-24		2,4		10N32	10
TE0001-32		3,2		10N28	10
TE0001-40		4,0		406488	10
TE0001-48		4,8		30126	10
TE0002-00	STUBBY 	1,0 ÷ 3,2	TIG 17 TIG 18 TIG 26	17CB20	10
TE0003-05		0,5	TIG 9 TIG 20 TIG 25	13N25	10
TE0003-10		1,0		13N26	10
TE0003-16		1,6		13N27	10
TE0003-20		2,0		-	10
TE0003-24		2,4		13N28	10
TE0003-32		3,2		13N29	10
TE0004-05		0,5	TIG 24 TIG 24W	53N17	10
TE0004-10		1,0		53N18	10
TE0004-16		1,6		53N19	10
TE0004-24		2,4		24CB332	10
TE0005-05	GAS LENS 	0,5	TIG 9 TIG 20 TIG 24 TIG 24W TIG 25	45V41	10
TE0005-10		1,0		45V42	10
TE0005-16		1,6		45V43	10
TE0005-24		2,4		45V44	10
TE0005-32		3,2		45V45	10

		Ø		REF	
TE0006-05		0,5	TIG 17 TIG 18 TIG 26	45V29	10
TE0006-10		1,0		45V24	10
TE0006-16		1,6		45V25	10
TE0006-20		2,0		-	10
TE0006-24		2,4		45V26	10
TE0006-32		3,2		45V27	10
TE0006-40		4,0		45V28	10
TE0009-16	JUMBO 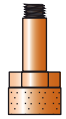	1,6	TIG 17 TIG 18 TIG 26	45V16	2
TE0009-24		2,4		45V64	2
TE0009-32		3,2		-	2
TE0009-40		4,0		45V63	2
TE0088-16	JUMBO 	1,6	TIG 9 TIG 20 TIG 25	-	2
TE0088-24		2,4		-	2
TE0088-32		3,2		-	2
TE0095-16	STUBBY  GAS LENS	1,6	TIG 17 TIG 18 TIG 26	-	10
TE0095-20		2,0		-	10
TE0095-24		2,4		-	10
TE0095-32		3,2		-	10
TE0097-16		1,6	Super 50	-	2
TE0097-24		2,4		-	2
TE0097-32		3,2		-	2
TE0097-40		4,0		-	2
TE0097-48		4,8		-	2
TE0097-64		6,4		-	2
TE0098-48		4,8	Super 50	-	10





All trademarks are of exclusive property of the respective companies. Data and images are indicative and may be changed in any time without notice.

TIG NOZZLES

			REF	
TC0002	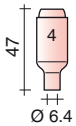	TIG 17 TIG 18 TIG 26	10N50	10
TC0003	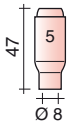	TIG 17 TIG 18 TIG 26	10N49	10
TC0004	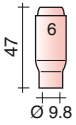	TIG 17 TIG 18 TIG 26	10N48	10
TC0005	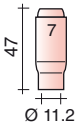	TIG 17 TIG 18 TIG 26	10N47	10
TC0006	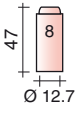	TIG 17 TIG 18 TIG 26	10N46	10
TC0007	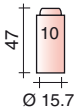	TIG 17 TIG 18 TIG 26	10N45	10

			REF	
TC0008		TIG 17 TIG 18 TIG 26	10N44	10
TC0012	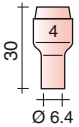	TIG 9 TIG 20 TIG 25	13N08	10
TC0013	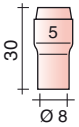	TIG 9 TIG 20 TIG 25	13N09	10
TC0014	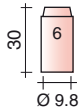	TIG 9 TIG 20 TIG 25	13N10	10
TC0015	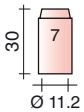	TIG 9 TIG 20 TIG 25	13N11	10
TC0016	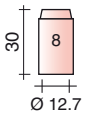	TIG 9 TIG 20 TIG 25	13N12	10

			REF	
TC0017	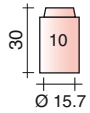	TIG 9 TIG 20 TIG 25	13N13	10
TC0021		TIG 24 TIG 24W	53N23	10
TC0022		TIG 24 TIG 24W	53N24	10
TC0023		TIG 24 TIG 24W	53N25	10
TC0024		TIG 24 TIG 24W	53N27	10
TC0027	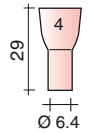	TIG 24 TIG 24W	53N28	10

All trademarks are of exclusive property of the respective companies. Data and images are indicative and may be changed in any time without notice.

TIG NOZZLES

Tig welding

			REF	
TC0028	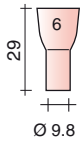	TIG 24 TIG 24W	53N26	10
TC0031	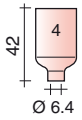	TIG 17 TIG 18 TIG 26	54N18	10
TC0032	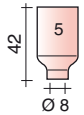	TIG 17 TIG 18 TIG 26	54N17	10
TC0033		TIG 17 TIG 18 TIG 26	54N16	10
TC0034		TIG 17 TIG 18 TIG 26	54N15	10

			REF	
TC0035	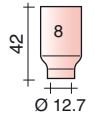	TIG 17 TIG 18 TIG 26	54N14	10
TC0036	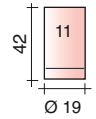	TIG 17 TIG 18 TIG 26	53N87	10
TC0037		TIG 17 TIG 18 TIG 26	54N19	10
TC0041	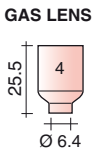	TIG 9 TIG 20 TIG 24 TIG 24W TIG 25	53N58	10
TC0042	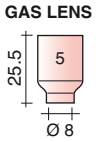	TIG 9 TIG 20 TIG 24 TIG 24W TIG 25	53N59	10

			REF	
TC0043	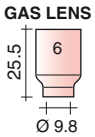	TIG 9 TIG 20 TIG 24 TIG 24W TIG 25	53N60	10
TC0044	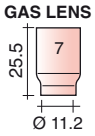	TIG 9 TIG 20 TIG 24 TIG 24W TIG 25	53N61	10
TC0045	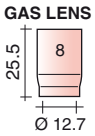	TIG 9 TIG 20 TIG 24 TIG 24W TIG 25	53N61S	10
TC0071	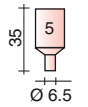	PL 16 PW 32	53N58L	10
TC0072	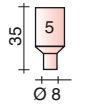	PL 16 PW 32	53N59L	10

All trademarks are of exclusive property of the respective companies. Data and images are indicative and may be changed in any time without notice.

TIG NOZZLES

			REF	
TC0073	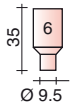	PL 16 PW 32	53N60L	10
TC0074	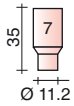	PL 16 PW 32	53N61L	10
TC0075	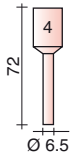	PL 16 PW 32	53N58XL	10
TC0076	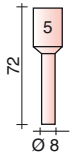	PL 16 PW 32	53N59XL	10
TC0077	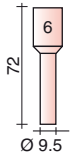	PL 16 PW 32	53N60XL	10

			REF	
TC0078	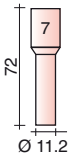	PL 16 PW 32	53N61XL	10
TC0085	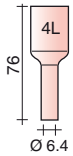	TIG 17 TIG 18 TIG 26	54N18L	10
TC0086	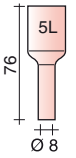	TIG 17 TIG 18 TIG 26	54N17L	10
TC0087	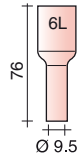	TIG 17 TIG 18 TIG 26	54N16L	10
TC0088	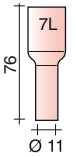	TIG 17 TIG 18 TIG 26	54N15L	10

			REF	
TC0091	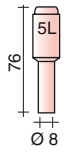	TIG 17 TIG 18 TIG 26	10N49L	10
TC0092	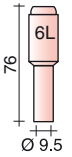	TIG 17 TIG 18 TIG 26	10N48L	10
TC0093	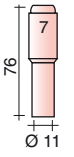	TIG 17 TIG 18 TIG 26	10N47L	10
TC0096	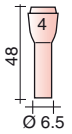	TIG 9 TIG 20 TIG 25	796F71	10
TC0097	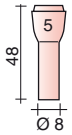	TIG 9 TIG 20 TIG 25	796F72	10

All trademarks are of exclusive property of the respective companies. Data and images are indicative and may be changed in any time without notice.

TIG NOZZLES

			REF	
TC0098	6 / 48 / Ø 9.5	TIG 9 TIG 20 TIG 25	796F73	10
TC0101	4 / 63 / Ø 6.5	TIG 9 TIG 20 TIG 25	796F75	10
TC0102	5 / 63 / Ø 8	TIG 9 TIG 20 TIG 25	796F76	10
TC0103	4 / 89 / Ø 6.5	TIG 9 TIG 20 TIG 25	796F79	10
TC0118	JUMBO 8 / 48 / Ø 12.7	TIG 9 TIG 17 TIG1 8 TIG 20 TIG 26	57N74	10

			REF	
TC0119	JUMBO 10 / 48 / Ø 15.7	TIG 9 TIG 17 TIG1 8 TIG 20 TIG 26	53N88	10
TC0120	JUMBO 12 / 48 / Ø 19.5	TIG 9 TIG 17 TIG1 8 TIG 20 TIG 26	53N87	10



All trademarks are of exclusive property of the respective companies. Data and images are indicative and may be changed in any time without notice.

TIG TEC® NOZZLES

			REF	
TC0130	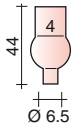	210/217/226 520	130-00	10
TC0131	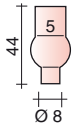	210/217/226 520	131-00	10
TC0132	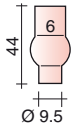	210/217/226 520	132-00	10
TC0133	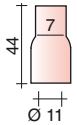	210/217/226 520	133-00	10
TC0134	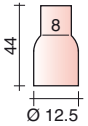	210/217/226 520	134-00	10
TC0135	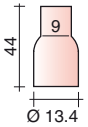	210/217/226 520	135-00	10
TC0136	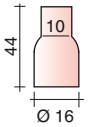	210/217/226 520	136-00	10
TC0137	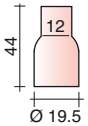	210/217/226 520	137-00	10
TC0150	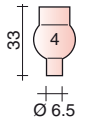	429	130-11	10
TC0151	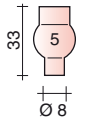	429	131-11	10
TC0152	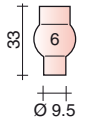	429	132-11	10
TC0153	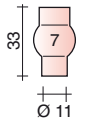	429	133-11	10
TC0155	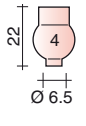	429	130-01	10
TC0156	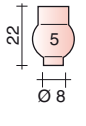	429	131-01	10
TC0157	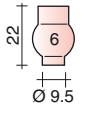	429	132-01	10
TC0158	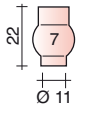	429	133-01	10
TC0160	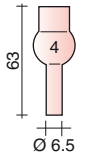	210/217/226 520	130-07	10
TC0161	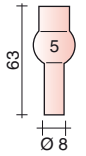	210/217/226 520	131-07	10
TC0162	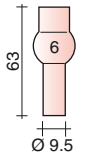	210/217/226 520	132-07	10
TC0163	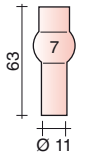	210/217/226 520	133-07	10

All trademarks are of exclusive property of the respective companies. Data and images are indicative and may be changed in any time without notice.

QUICK CONNECTORS

mini GAS



	Ø mm	
FA3081	5	10



	Ø mm	
FA3054	5	10

water



	Ø mm	
FA3020	6	10
FA3083	8	10



	Ø mm		
FA3045	6	○	10
FA3075	6	●	10
FA3085	6	●	10
FA3046	8	○	10
FA3076	8	●	10
FA3086	8	●	10
FA3047	10	○	10



FA3044	○	10
FA3074	●	10
FA3084	●	10



FA3066	-	10



	A	
FA3051	M14x1	10
FA3052	1/4” G	10
FA3053	3/8” G	10



All trademarks are of exclusive property of the respective companies. Data and images are indicative and may be changed in any time without notice.

REDUCTIONS

	A	
FA5122	9/16-18UNF	1
FA5123	3/8G	1
FA5124	M14x1	1
FA5145	M12x1	1

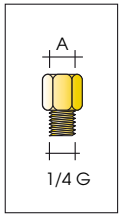

	B	
FA5125	1/8G	1

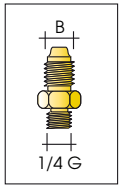

	C	
FA5003	M14x1	1
FA5028	1/8G	1
FA5029	1/4G	1
FA5039	M10X1	1
FA5040	M12x1	1

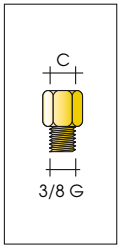

	D	
FA5105	1/4G	1
FA5106	3/8G	1
FA5110	M10X1	1

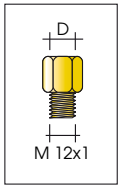

	E	
FA5107	5/8-18UNF	1
FA5108	3/8-18UNF	1
FA5109	7/8-18UNF	1

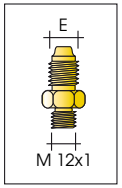

	F	
FA5004	3/8G	1
FA5019	1/4G	1
FA5045	9/16-18UNF	1
FA5049	M12x1	1

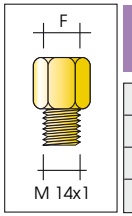

	G	
FA5131	3/8G	1
FA5132	1/4G	1

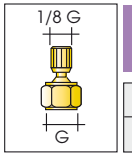



All trademarks are of exclusive property of the respective companies. Data and images are indicative and may be changed in any time without notice.

CABLE CONNECTORS

PANEL SOCKET - PLUG

TRAK-BE **MINI**

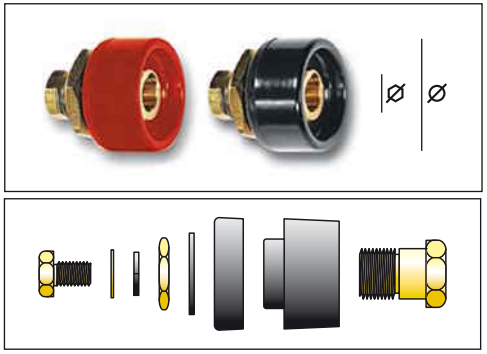

	mm²	Ø mm	Ø mm	A max	
CX0030	10-25	14	32	200	100
CX0530	10-25	14	32	200	1
CX0029	10-25	14	32	200	100
CX0529	10-25	14	32	200	1

TRAK-SE **MINI**



	mm²	Ø mm	Ø mm	A max	
CX0010	10-25	14	32	200	100
CX0510	10-25	14	32	200	1

TRAK-BE **STANDARD**



	mm²	Ø mm	Ø mm	A max	
CX0058	35-70	21	38	400	50
CX0558	35-70	21	38	400	1
CX0060	35-70	21	38	400	50
CX0560	35-70	21	38	400	1
CX0059	70-95	24	38	400	50
CX0559	70-95	24	38	400	1

TRAK-SE **STANDARD**



	mm²	Ø mm	Ø mm	A max	
CX0072	35-70	21	38	400	50
CX0572	35-70	21	38	400	1
CX0073	70-95	21	38	500	50
CX0573	70-95	21	38	500	1

TRAK-BE **HIGH**



	mm²	Ø mm	Ø mm	A max	
CX0031	35-70	21	49	400	50
CX0531	35-70	21	49	400	1
CX0032	70-95	24	49	500	50
CX0532	70-95	24	49	500	1

TRAK-BE **ULTRA**



	mm²	Ø mm	Ø mm	A max	
CX0033	95-120	28	44	590	25
CX0533	95-120	28	44	590	1

TRAK-SE **HIGH**



	mm²	Ø mm	Ø mm	A max	
CX0012	35-70	21	49	400	50
CX0512	35-70	21	49	400	1
CX0013	70-95	24	38	500	50
CX0513	70-95	24	38	500	1

EN 60974-12

All trademarks are of exclusive property of the respective companies. Data and images are indicative and may be changed in any time without notice.

CABLE CONNECTORS

PANEL SOCKET

TRAK-BE **SQUARE**



	mm²	mm	mm	A max	
CX0556	35-70	21	48	400	1

TRAK-BE



	mm²	mm	mm	A max	
CX0180	10-25	14	32	200	200

TRAK-BE **MINI PLASMA**

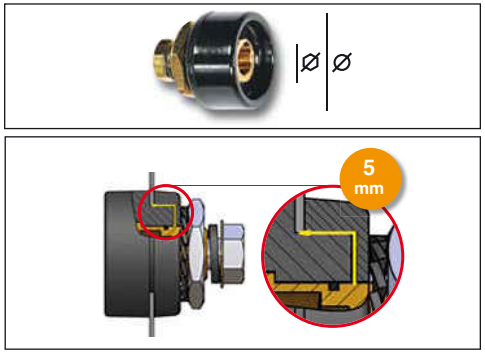

	mm²	mm	mm	A max	
CX0015	10-25	14	32	200	100
CX0515	10-25	14	32	200	1

ADAPTOR **SK 10/25 - SK 35/95**



CX0070	Adaptor	1

All trademarks are of exclusive property of the respective companies. Data and images are indicative and may be changed in any time without notice.

CABLE CONNECTORS

SOCKET - PLUG

TRAK-SK



	mm²	Ø mm	Ø mm	A max	
CX0020	10-25	14	9,1	200	100
CX0520	10-25	14	9,1	200	1
CX0019	10-25	14	9,1	200	100
CX0519	10-25	14	9,1	200	1
CX0021	35	21	11,1	250	50
CX0521	35	21	11,1	250	1
CX0016	35	21	11,1	250	50
CX0516	35	21	11,1	250	1
CX0022	50	21	13,1	315	50
CX0522	50	21	13,1	315	1

	mm²	Ø mm	Ø mm	A max	
CX0017	50	21	13,1	315	50
CX0517	50	21	13,1	315	1
CX0025	70	21	14,1	400	50
CX0525	70	21	14,1	400	1
CX0018	70	21	14,1	400	50
CX0518	70	21	14,1	400	1
CX0023	70	24	14,1	400	50
CX0523	70	24	14,1	400	1
CX0024	95	24	17,1	500	25
CX0524	95	24	17,1	500	1

TRAK-BK



	mm²	Ø mm	Ø mm	A max	
CX0040	10-25	14	9,1	200	100
CX0540	10-25	14	9,1	200	1
CX0045	10-25	14	9,1	200	100
CX0545	10-25	14	9,1	200	1
CX0041	35	21	11,1	250	50
CX0541	35	21	11,1	250	1
CX0042	50	21	13,1	315	50
CX0542	50	21	13,1	315	1

	mm²	Ø mm	Ø mm	A max	
CX0067	70	21	14,1	400	50
CX0567	70	21	14,1	400	1
CX0047	70	21	14,1	400	50
CX0547	70	21	14,1	400	1
CX0043	70	24	14,1	500	50
CX0543	70	24	14,1	500	1
CX0044	95	24	17,1	500	50
CX0544	95	24	17,1	500	1

TRAK-SK ULTRA

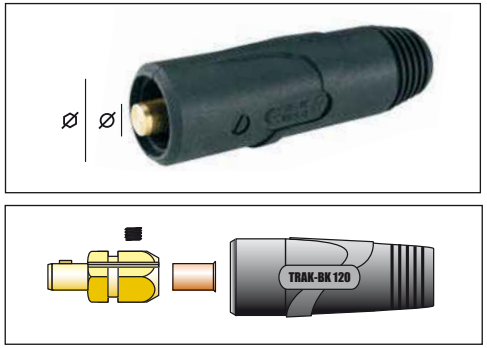

	mm²	Ø mm	Ø mm	A max	
CX0066	95-120	28	13	590	15
CX0566	95-120	28	13	590	1

TRAK-BK ULTRA



	mm²	Ø mm	Ø mm	A max	
CX0046	95-120	28	18,6	590	15
CX0546	95-120	28	18,6	590	1

EN 60974-12

All trademarks are of exclusive property of the respective companies. Data and images are indicative and may be changed in any time without notice.

WELDING ACCESSORIES



TEK

UTI000064	TEK antispatter spray (300ml / 400 ml)	25



MIX - MIG

F11902	Multiuse nozzle cleaner tool	1



ECO - TEK

UTI000065	ECO - TEK spray (400 ml)	25



CLEANER - MIGNON

F11950	Mig wire cleaner filter	10



WELDING PASTE

UTI000066	WELDING PASTE (375 ml)	12



COOLING LIQUID

UTI000157	cooling liquid CF 10L	1
UTI000158	cooling liquid CF 5L	1

All trademarks are of exclusive property of the respective companies. Data and images are indicative and may be changed in any time without notice.

Condizioni generali di vendita

Art.1 - Validità e diritto di modifica
Tutti i contratti stipulati con il cliente saranno soggetti a queste condizioni di vendita che soprassiedono qualsiasi termine e condizione di vendita precedente. Il venditore si riserva il diritto di aggiungere, modificare o variare le condizioni qui elencate tramite conferma scritta al cliente.
Art. 2 - Conferma degli ordini
Gli ordini che pervengono in sede sia direttamente che tramite agente, mentre impegnano il Cliente committente, sono in ogni caso subordinati all'approvazione definitiva della sede che ha la facoltà di rifiutarli entro 15 giorni da ricevimento. Eventuali modifiche verbali da apportare agli ordini, dovranno essere confermate per iscritto dal Cliente altrimenti ci solleviamo da qualsiasi responsabilità per errori o incomprensioni.
Art. 3 - Revisione prezzi
Per ogni eventuale variazione dei costi delle materie prime e della manodopera durante il corso della fornitura, sia ufficialmente autorizzate che dovute ad altre cause dipendenti da contingenti condizioni locali, verrà riservato il diritto di revisione dei prezzi previo motivato avviso.
Art. 4 - Spedizioni
La merce venduta per consegna in qualsiasi località stabilita in contratto e con qualsiasi mezzo di trasporto viaggia a rischio e pericolo del committente.
Art. 5 - Interessi e spese
In caso di ritardo di pagamento, verranno addebitati gli interessi di mora in ragione del tasso previsto dalla nuova normativa in materia (D.L. n. 231/02), oltre alle spese di incasso, diritti bancari e spese legali.
Art. 6 - Luogo del pagamento ed essenzialità delle scadenze
Il pagamento dovrà effettuarsi esclusivamente alla sede di Castegnero (VI). L'accettazione di effetti o di portafoglio o la emissione di tratte, anche se convenuto per condizioni di contratto, importa né deroga, né novazione al luogo di pagamento in Castegnero (VI).
Art. 7 - Proprietà della merce
Resta inteso che fino all'avvenuto pagamento per intero della merce consegnata, la merce fornita o giacente presso i locali del cliente resta di nostra proprietà. Ci riserviamo il diritto in qualsiasi momento di revocare al compratore il diritto di disposizione con comunicazione scritta al compratore, nel caso in cui lo stesso fosse in difetto per qualsiasi somma dovuta per più di sette giorni lavorativi.
Art. 8 - Sospensione delle forniture
Se il cliente non effettua il pagamento nei termini prestabiliti dal venditore oppure è insolvente o sottoposto a procedura fallimentare o è in liquidazione, il venditore può sospendere a sua discrezione, ogni fornitura.
Art. 9 - Vizi della merce
I difetti derivanti dalle materie prime o dalla lavorazione e ogni altro difetto e vizio del prodotto, fatte salve le tolleranze d'uso, daranno luogo a nient'altro che la semplice sostituzione dei pezzi riconosciuti difettosi dal nostro ufficio Controllo Qualità o, a nostra discrezione, ad emissione di relativa nota d'accredito con esclusione di qualunque ulteriore risarcimento danni. Saranno presi in considerazione soltanto i reclami che perverranno alla sede di Castegnero entro 7 giorni dalla data di consegna della merce. Il reso della merce dovrà essere concordato preventivamente nelle sue modalità comprese eventuali spese di trasporto. Qualsiasi reso di merce non autorizzato darà luogo ad un immediato reinoltro al mittente a spese di quest'ultimo.
Art. 10 - Resi di materiale
Non verranno accettati resi di materiali di ritorno senza la preventiva autorizzazione della nostra sede. Il reso dovrà riferirsi unicamente a prodotti nuovi ed inutilizzati, di corrente produzione. Sarà operato un addebito per spese di ristoccaggio non inferiore al 15% del valore di acquisto della merce.
Art. 11 - Consegne
Eventuali ritardi non possono dar luogo a pretese di danni né a risoluzione anche parziale di contratto.
Art. 12 - Giurisdizione e legge applicabile
Anche in deroga a qualunque patto contrario, in caso di controversia il Foro competente è esclusivamente quello di Vicenza (art. 28 Cod. Proc.Civ.)e la legge applicabile è quella italiana. Sarà comunque facoltà del venditore agire anche in fori diversi, ove convenuto dalle leggi.
Art. 13 Validità
Le presenti condizioni di vendita annullano e sostituiscono ogni altra condizione di vendita eventualmente riportata sui nostri documenti, se differenti.

General terms of sale

Art. 1 - Validity and right of variation
All the contracts made by the Seller shall be subjected to these terms and conditions of sale which supersede any earlier terms and conditions of sale. The Seller does hereby reserve the right to add, to amend or vary the conditions as herein set out, by including such additions, variations or amendments to the quotation or in any written correspondence addressed to the Buyer.
Art. 2 - Order confirmation
Orders' acceptance and Seller's disclaimers of liability for any information held by the Seller shall have the right to refuse any order within fifteen days from receipt. Verbal or telephone orders and any amendments to orders must be confirmed in writing by the Buyer, otherwise the Seller will not accept responsibility for mistakes or consequent misunderstandings.
Art. 3 - Price changes
The Seller shall have the right to increase prices, with prior notice, in accordance with any change of the raw materials and labor costs which may take place between the date of order and the delivery.
Art. 4 - Transportation
The goods, sent to any place fixed by the contract and with any kind of carrier has to transit at own risk and cost of the buyer.
Art. 5 - Interests and charges
In case of delayed payment, the Seller shall charge default interest charges in right of the legal rate subject of the new body of legislation (D.L. N. 231/02), besides cashing charges, bank rights and legal expenses.
Art. 6 - Payments and expiry
Payments must be made only to the head office in Castegnero (VI, Italy). Bills' acceptance or issue of drafts, even if these are stated on the contract, do not involve either departure or novation of payment's place located in Castegnero (VI, Italy).
Art. 7 - Retention of title
Until the full payment has been received by the Seller for all products to be supplied, all goods remain property of the Seller. The Seller shall have the right at any time to revoke the Buyer's right of disposition by written notice to the Buyer, in case the Buyer is in default for any sum due to the Seller for more than seven working days.
Art. 8 - Suspension of deliveries
If the Buyer fails to make payment in due time according terms stated by the Seller or he becomes insolvent or has a receiver appointed or passes a resolution for winding up, the Seller may suspend, at its option, every delivery.
Art. 9 - Defective goods
Any kind of defect of the goods, due to faulty raw materials, manufacturing, and any other possible fault of the products, tolerances and usage excepted, will be solved with the simple change of the faulty parts, only after the evaluation of the Seller's Quality Department. At his own judgement the Seller have the right to close the issue with a credit note for the value of the faulty goods, with exception of any other possible collateral damage.
Only the claims coming to the Seller within 7 days from the delivery date will be considered. In any case the shipment of faulty goods must be previously agreed between the Parties, with particular attention to the transport costs.
Any goods coming back to Trafimet without the previous agreement of the Seller, will be sent back to sender at its own costs.
Art. 10 - Return of goods
Return of the goods and shipment charges must be previously agreed by the Seller. Goods returned without written authorization will be refused and sent back to the Buyer.
It is otherwise clear that only new and unused products, in perfect conditions and provided with original boxes can be returned to the Seller.
Art. 11 - No liability for late delivery
The Seller shall endeavor to complete the contract and/or deliver the goods within the time agreed (if any) but it shall not be liable for any loss or any kind of damage whatsoever caused directly or indirectly by any delay in completing of the contract or delivery of the products.
Art. 12 - Applicable law and settlement of disputes
All contracts with the Seller shall be deemed to have been made in Italy and shall in all respects be construed and interpreted in accordance with the Italian law. Any dispute shall be referred to the Tribunal of Vicenza, provided however that the Seller, at its own discretion, may elect to waive the competence of the Italian law and the Tribunal of Vicenza to bring an action against the Buyer before any court of competent jurisdiction, in the domicile of the Buyer itself, the applicable law being the law of the country of the Buyer's domicile.
Art. 13 Validity
These sales conditions cancel and replace any other sales condition that could be mentioned in our documents, if the latter are different from the above mentioned conditions.

Garanzia di 2 anni per prodotto difettoso
Assicurazione RC prodotto difettoso per circa Euro 3.000.000



2 Years' Warranty for defective products
Liability insurance for defective products up to about Euro 3.000.000

PLASMA CUTTING

TORCHES
single pack, 1 piece
multiple pack 25-50 pieces



TORCH HEADS
single pack 1 piece



CONSUMABLES

electrodes: plastic bag, 10 pieces

diffusers: plastic bag 2 pieces

tips: plastic bag, 10 pieces

nozzles: plastic bag, 2/4 pieces

TIG WELDING



TORCHES
single pack, 1 piece
multiple pack 25-50 pieces

TORCH HEADS
single pack, 1 piece



CONSUMABLES

caps: plastic bag, 10 pieces

collet body: plastic bag, 10 pieces

electrode collet: plastic bag, 10 pieces

nozzles:
plastic bag, 10 pieces





tungstene electrodes:
plastic box, 10 pieces



CABLE CONNECTORS

single pack, 1 piece

multiple pack, 50-100 pieces





Torches available
also in multiple boxes

MIG WELDING

TORCHES
single pack, 1 piece
multiple pack 25-50 pieces

TORCH HEADS
plastic bag 5-10 pieces



CONSUMABLES

tip holders: plastic bag, 10 pieces

diffusers: plastic bag, 10 pieces

contact tips: plastic bag, 20 pieces

nozzles: plastic bag, 5-10 pieces

liners: single bag, 1 piece





trafimetdistribution.com

Trafimet Spa
Via del Lavoro, 8
36020 Castegnero
Vicenza, Italy
Ph. +39 0444739900
Fax +39 0444739999
info@trafimet.com

Trafimet Schweißtechnik GmbH
Im Gewerbegebiet 20
36289 Friedewald,
Deutschland
Ph. +49 667490027
Fax +49 667490028
info@trafimet.de

Trafimet France Sarl
1, Pl. du Général de Gaulle
94120 Fontenay Sous Bois,
France
Ph. +33 148779530
Fax +33 148773210
info@trafimet.fr

TCS Sro
Rybnicna 38/G Street
83106 Bratislava,
Slovakia
Ph. +42 1249112311
Fax +42 1249112301
info@trafimet.sk

Jinan Trafimet Welding & Cutting Tools Co. Ltd
159-8 Industrial North Road
Jinan City, Shandong Province,
China
Ph. +86 531 88010828
Fax +86 531 88010828604
info@trafimet.com.cn

Trafimet Shanghai Welding & Cutting Torches Co. Ltd
20B01, No. 360, Heng Tong Road
200070 Shanghai, China
Ph. +86 2134040500/01
Fax +86 2152137765
shanghai@trafimet.com.cn

Trafimet USA
2237 West 77th Street
Hialeah, FL 33016,
USA

Trafimet Nordic
Stefan Lindqvist
Sales Manager Nordic
Ph. +46 304661020
Fax +46 304661020
Mobile +46 766114880
stefan.lindqvist@trafimet.se
www.trafimet.se

Trafimet UK
Jason Parkinson
Sales Manager UK
Mobile + 44 7962108883
Fax +44 8000488770
jason.parkinson@trafimet.co.uk
www.trafimet.co.uk



1 Torches and spare parts catalogue

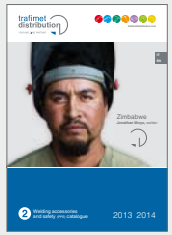

2 Welding accessories and safety (PPE) catalogue



3 Golver catalogue

trafimet distribution
YOUR WELDING PARTNER

trafimet welding & cutting · SACIT WELDING & SAFETY · FERRO WELDING AND PROTECTION · PRATIX SAFE AND SURE · GOLVER

Distributor

Trafimet Distribution

Italy
Ph. +39 0444 739800
Fax +39 0444 739899

Export
Ph. +39 0444 739900
Fax +39 0444 739999

info@trafimetdistribution.com

Copyright © 2012 Trafimet Spa

Edition 08/2012 (1000) . Printed in Italy . Code EA1102